

BOARD OF COMMISSIONERS

SYLVIA PATSAOURAS
PRESIDENT

LYNN ALVAREZ
VICE PRESIDENT

TAFARAI BAYNE
NICOLE CHASE
JOSEPH HALPER

TAKISHA SARDIN
BOARD SECRETARY
(213) 202-2640



ERIC GARCETTI
MAYOR

MICHAEL A. SHULL
GENERAL MANAGER

ANTHONY-PAUL (AP) DIAZ, ESQ.
EXECUTIVE OFFICER &
CHIEF OF STAFF

CATHIE SANTO DOMINGO
ASSISTANT GENERAL MANAGER

MATTHEW RUDNICK
ASSISTANT GENERAL MANAGER

JIMMY KIM
ACTING ASSISTANT GENERAL MANAGER
(213) 202-2633 FAX (213) 202-2614

April 7, 2022

Honorable City Council
City of Los Angeles
c/o: Office of the City Clerk
City Hall, Room 395

Honorable Members of the City Council:

Subject:

Approval of The Department of Recreation and Parks FY2022-23 Project Plan Between the City of Los Angeles and The Los Angeles 2028 Organizing Committee for the 2028 Olympic and Paralympic Games for The City's Youth Sports Program Partnership

Recommendation for Council Action:

The Board of Recreation and Park Commissioners (Board) respectfully requests City Council Approve the Department of Recreation and Parks (RAP) FY2022-23 Project Plan, (ii) Authorize RAP to accept and receive a funding allocation from the Los Angeles Organizing Committee for the 2028 Olympic and Paralympic Games (LA 2028) in the amount of Seventeen Million, Five-Hundred Thirty-Three Thousand, Four Hundred Forty-One Dollars (\$17,533,441), as outlined in the FY2022-23 Project Plan.

Background:

On September 13, 2017, the International Olympic Committee ("IOC") selected the City of Los Angeles to host the 2028 Olympic and Paralympic Games (the "2028 Games"). Among the principles of the Host City Contract, entered into on September 13, 2017, by and between the City, the IOC and the United States Olympic Committee ("USOC"), and in the Memorandum of Understanding Between the City, LA 2028 and the USOC, regarding the organizing of the 2028 Games, dated August 16, 2017, LA 2028 committed to support youth sports programming, including funding up to \$160,000,000 to significantly enhance access to sports for the City's youth over the years leading up the 2028 Games (the "Youth Sports Commitment").

The terms of LA 2028's Youth Sports Commitment, developed in collaboration with the City, were memorialized in the Youth Sports Agreement (YSA), Attachment 2, for the operation and development of the City's Youth Sports Program (YSP). The YSA will be incorporated into the larger Games Agreement between the City and LA 2028.



Honorable City Council

April 7, 2022

Page 2

Through the YSP, RAP will use the funding provided by LA 2028 to directly support and increase citywide youth participation in quality sport and fitness programming by removing financial barriers limiting access to participation.

Fiscal Impact Statement:

Approval of the FY2022-23 Project Plan and acceptance of Grant funding from LA 2028 will have a positive impact on RAP's General Fund, allowing RAP to remove barriers to participation and grow enrollment in programs Citywide.

If you have any questions with regard to this matter, please contact Mr. AP Diaz, Executive Officer and Chief of Staff at (213) 202-2633.

Very truly yours,

BOARD OF RECREATION AND
PARK COMMISSIONERS

A handwritten signature in blue ink that reads "Takisha Sardin". The signature is written in a cursive, flowing style.

TAKISHA SARDIN
Acting
Commission Executive Assistant II

Attachments: Board Report No. 22-068

cc: AP Diaz, Executive Officer and Chief of Staff

APPROVED
APR 07 2022
BOARD OF RECREATION
AND PARK COMMISSIONERS

BOARD REPORT

NO. 22-068

DATE April 7, 2022

C.D. ALL



BOARD OF RECREATION AND PARK COMMISSIONERS

SUBJECT: APPROVAL OF THE DEPARTMENT OF RECREATION AND PARKS FY2022-23 PROJECT PLAN BETWEEN THE CITY OF LOS ANGELES AND THE LOS ANGELES 2028 ORGANIZING COMMITTEE FOR THE 2028 OLYMPIC AND PARALYMPIC GAMES FOR THE CITY'S YOUTH SPORTS PROGRAM PARTNERSHIP

* AP Diaz	<u>APD</u>	M. Rudnick	_____
H. Fujita	_____	C. Santo Domingo	_____
J. Kim	_____	N. Williams	_____


General Manager

Approved x Disapproved Withdrawn

If Approved: Board President  Board Secretary 

RECOMMENDATIONS

1. Approve the Department of Recreation and Parks (RAP) FY2022-23 Project Plan, as set forth in this Report's Attachment 1;
2. Authorize RAP to accept and receive a funding allocation from the Los Angeles Organizing Committee for the 2028 Olympic and Paralympic Games (LA 2028) in the amount of Seventeen Million, Five-Hundred Thirty-Three Thousand, Four Hundred Forty-One Dollars (\$17,533,441), as outlined in the FY2022-23 Project Plan, attached hereto as Attachment 1, subject to approval of the City Council;
3. Direct RAP to transmit the FY2022-23 Project Plan to the City Council for consideration in conformance with the Youth Sports Agreement (YSA), attached hereto as Attachment 2 and approved by the Board of Recreation and Park Commissioners (Board) on December 18, 2019; and
4. Authorize RAP staff to make technical changes to the FY2022-23 Project Plan as needed to carry out the intent of this Report.

BOARD REPORT

PG. 2 NO. 22-068

SUMMARY

On September 13, 2017, the International Olympic Committee ("IOC") selected the City of Los Angeles to host the 2028 Olympic and Paralympic Games (the "2028 Games"). Among the principles of the Host City Contract, entered into on September 13, 2017, by and between the City, the IOC and the United States Olympic Committee ("USOC"), and in the Memorandum of Understanding Between the City, LA 2028 and the USOC, regarding the organizing of the 2028 Games, dated August 16, 2017, LA 2028 committed to support youth sports programming, including funding up to \$160,000,000 to significantly enhance access to sports for the City's youth over the years leading up to the 2028 Games (the "Youth Sports Commitment").

The terms of LA 2028's Youth Sports Commitment, developed in collaboration with the City, were memorialized in the Youth Sports Agreement (YSA), Attachment 2, for the operation and development of the City's Youth Sports Program (YSP). The YSA will be incorporated into the larger Games Agreement between the City and LA 2028.

Through the YSP, RAP will use the funding provided by LA 2028 to directly support and increase citywide youth participation in quality sport and fitness programming by removing financial barriers limiting access to participation.

The YSP will be structured to overcome these barriers to participation, including considerations to achieve gender equity and to increase access and opportunity for all young people, particularly the economically disadvantaged and physically impaired and to ensure enduring health and wellness benefits for all communities in the City of Los Angeles.

Pursuant to the YSA, RAP agreed to prepare and present annual project plans for LA 2028's funding considerations to support RAP's YSP programs for each fiscal year under the following terms and conditions:

- a. RAP shall provide leagues and classes at all recreation centers within the City, subject to availability, capacity, maintenance needs or infrastructure conditions at each recreation center; and
- b. RAP shall offer leagues across all recreation centers within the City following the Citywide Seasonal Sports Schedule (subject to availability, capacity, maintenance needs or infrastructure conditions at each recreation center); and
- c. Each recreation center shall cooperate with local volunteer coaching organizations (including but not limited to Coaching Corps, Positive Coaching Alliance, Up2Us Sports, and any other such organizations agreeable to the Parties) to maximize RAP's capacity to source trained coaches for such leagues and classes, provided there is no additional fee, cost, or impact to RAP; and
- d. RAP shall develop, implement, and maintain enrollment practices designed to encourage and maximize broad-based youth participation in RAP offerings; and

BOARD REPORT

PG. 3 NO. 22-068

- e. RAP shall commit to offering all sports and fitness programs in a manner which places an emphasis and high priority on safety and reporting mechanisms for YSP participants.

Additionally, RAP will submit annual YSP Project Plan requests to LA 2028, up to the cumulative amount of the total available Grant Funds available for such Fiscal Year, as follows:

- a. Participation Fees for Leagues and Classes: A majority of the cumulative funds available annually may be used each Fiscal Year to offset the Direct Costs for participation in RAP operated, quality youth sport leagues & classes;
- b. Signature Youth Programs: RAP may also use 20% of the cumulative funds available annually to launch Signature Programs. These are new or substantially reorganized RAP activities, such as adaptive sport activities, which may be delivered with a RAP Partner Provider.

FY2022-23 PROJECT PLAN

The FY2022-23 Project Plan identifies estimated subsidies for registration in existing recreational and aquatic programming as well as requested allocations for unique signature programming with a commitment to Olympic or Adaptive Sports and to track participation and growth resulting from RAP's baseline participation numbers starting in Summer 2021 through 2028.

The requested amount of \$17,533,441 will be used for RAP's 2022-23 fiscal year, to be apportioned as follows:

- a. \$11,019,880 to support recreational leagues and classes at 81 prequalified sites (\$10 registration) and available eligible participants (participants who self-certify they receive a free or reduced lunch) at the City's 42 non-prequalified sites (Attachment 3). This includes Rowing, Teqball, and Youth Golf Partnership, three pilot programs detailed in the YSP Project Plan narrative (Attachment 1a).
- b. \$2,007,748 to support Aquatics Swim Classes at RAP's 35 prequalified aquatic sites and available to eligible participants at the City's remaining 18 non-prequalified aquatic sites (Attachment 3). This program is defined as a signature youth program and involves swim instructional programs.
- c. 810,210 to support RAP's Team SwimLA: Swimming (USA Swimming Club Level Program) at 8 aquatic sites, as a signature youth program.
- d. \$402,492 to support Surfing at 12 sites, as a signature youth program.
- e. \$286,860 to support Track and Field at 20 sites Citywide, as a Sports and Fitness signature program.

BOARD REPORT

PG. 4 NO. 22-068

- f. \$375,400 to support Judo at 20 sites, in collaboration with USA Judo, the National Governing Body for the sport of Judo, as a Sports and Fitness signature program. USA Judo will provide expert guidance in rules, training, and adherence to established best practices in Judo instruction.
- g. \$198,000 to support Tennis at 20 sites, in partnership with the United States Tennis Association (USTA), the National Governing Body for the sport of Tennis, as a Sports and Fitness signature program. USTA will provide staff training and instructional opportunities for youth, clinics, classes, and start-up equipment for youth instructional tennis.
- h. \$67,744 to support Golf at 4 golf facilities and 4 recreation facilities, as a Sports and Fitness signature program.
- i. \$174,200 to support Skateboarding at 10 sites, as a Sports and Fitness signature program.
- j. \$144,416 to support Equestrian at 9 sites, as a Sports and Fitness signature program.
- k. \$192,560 to support Tae Kwon Do at 10 sites, as a Sports and Fitness signature program.
- l. \$47,802 to support Marathon training, as a Sports and Fitness signature program.
- m. \$477,237 to support Adaptive Sports detailed in the Adaptive Sports Project Plan narrative (Attachment 1b), as a Sports and Fitness signature program.
- n. \$500,000 for the services of the U.S. Center for SafeSport, to provide training and tools to ensure the safety of all youth participants in RAP sports and fitness programs.
- o. \$828,892 for use on the development of marketing, outreach, and branding resources, as outlined in the YSA, for an amount not to exceed \$6,400,000 during the next nine years.

Using FY2018-19 as our “baseline”, RAP had 61,925 Youth Participants enrolled in YSP programs at Recreation Centers during the fiscal year, and 31,013 Youth Participants enrolled in YSP programs at Aquatic Facilities. RAP projections for the 2022-23 fiscal year are for 77,470 Youth Participants to be enrolled in YSP subsidized programs at Recreation Centers, an increase of 25% over the baseline; and 38,101 Youth Participants to be enrolled in YSP Aquatics subsidized programs, representing a 23% increase over the baseline, for a total increased forecast of 22,633 participants.

FISCAL IMPACT

BOARD REPORT

PG. 5 NO. 22-068

Approval of the FY2022-23 Project Plan and acceptance of Grant funding from LA 2028 will have a positive impact on RAP's General Fund, allowing RAP to remove barriers to participation and grow enrollment in programs Citywide.

STRATEGIC PLAN INITIATIVES AND GOALS

Approval of this Board Report advances RAP's Strategic Plan by supporting:

Goal No. 2: Offer Affordable and Equitable Recreational Programming

Outcome No. 1: Improved health and social equity for young Angelenos


Key Metric: Number of youth participants in sports and fitness programs

Result: Increase participation in youth sports, fitness and aquatics programs by removing barriers to enrollment, specifically in low-income communities of color

This Report was prepared by Jennifer Sapone, Senior Management Analyst I, Program Grants.


LIST OF ATTACHMENTS/EXHIBITS

- 1) FY2022-23 Project Plan
 - 1a) FY2022-23 YSP Project Plan narrative
 - 1b) FY 2022-23 Adaptive Sports Project Plan narrative
- 2) Youth Sports Agreement (YSA)
 - 2a) FY2022-23 Program Schedule
 - 2b) FY2022-23 Recreation Center Coaches Training Plan
 - 2c) FY2022-23 Aquatics Coaches Training Plan
- 3) List of pre-qualified and non-prequalified Recreation Centers and Aquatic Facilities
- 4) FY2022-23 RAP's Compliance Certification



PROJECT PLAN

YOUTH SPORT PARTNERSHIP



TO:
LA 2028

ATTENTION: Kathy Carter, Chief Executive Officer
10900 Wilshire Blvd., Suite 700
Los Angeles, CA 90024

DOCUMENT NO.:
FISCAL YEAR:

LA28-003
2022/2023

RECREATION CENTERS

I. CURRENT PROGRAMS

(See Attachment 1 for Description; Attachment 2a & 2b for Program Dates and Coach Training; Attachment 3a & 3b for Detail)

		LEAGUES		CLASSES		TOTALS
ESTIMATED ENROLLMENT TOTALS:	"A"	50,969		30,718		81,687
CATEGORY		UNIT COST	TOTAL	UNIT COST	TOTAL	
Instructors						\$ 1,228,720
Coaches		\$ 40	\$ 2,038,760			\$ 2,038,760
Officials		\$ 37	\$ 1,885,853			\$ 1,885,853
Uniforms		\$ 40	\$ 2,038,760			\$ 2,038,760
Shared Equipment		\$ 30	\$ 1,529,070	\$ 20	\$ 614,360	\$ 2,143,430
Pre and Post events		\$ 20	\$ 1,019,380	\$ 20	\$ 614,360	\$ 1,633,740
Trophies		\$ 13	\$ 662,597			\$ 662,597
TOTAL COSTS (REC CENTERS):	"B"	\$ 180	\$ 9,174,420	\$ 80	\$ 2,457,440	\$ 11,631,860
Less: Projected Baseline Funding						
Rec and Parks General Fund - Rec Centers (estimate)						\$ (1,300,000)
GPLA (estimate)						\$ (813,900)
Dodgers (estimate)						\$ (148,680)
Natasha Watley Foundation (estimate)						\$ (33,000)
Total Projected Baseline Funding						\$ (2,295,580)
Personal Protective Equipment (PPE) *						
*Subject to County of Los Angeles Dept. of Public Health guidelines)						
Masks (400 masks/mo X 12 mos. X \$0.10 X 81 rec centers)						\$ 38,880
Hand sanitizers (3 gallons/mo X 12 mos. X \$20 X 81 rec centers)						\$ 58,320
						\$ 97,200
Covid-19 Testing *						
*Subject to County of Los Angeles Dept. of Public Health guidelines)						
Rapid Antigen Test (50 tests/mo X 12 mos. X \$25 X 81 rec centers)						\$ 1,215,000
TOTAL COSTS LESS PROJECTED BASELINE FUNDING (REC CENTERS - CURRENT PROGRAMS):						\$ 10,648,480

II. PILOT PROGRAMS

(See Attachment 1 for Description and Attachment 3c & 3d for Detail)

A. Recreation and Parks Rowing	"G"	\$ 200,000
B. Teqball	"H"	\$ 151,400
C. Youth Golf Partnership Pilot	"I"	\$ 20,000
TOTAL COSTS (PILOT PROGRAMS):	"J" ("G + H + I")	\$ 371,400
TOTAL COSTS (RECREATION CENTERS)		
TOTAL COSTS (CURRENT AND PILOT PROGRAMS) - less Projected Baseline Funding:	"K" ("F + J")	\$ 11,019,880



PROJECT PLAN



YOUTH SPORT PARTNERSHIP

TO:
LA 2028

DOCUMENT NO.:
FISCAL YEAR:

LA28-003
2022/2023

ATTENTION: Kathy Carter, Chief Executive Officer
10900 Wilshire Blvd., Suite 700
Los Angeles, CA 90024

SIGNATURE YOUTH SPORTS PROGRAMS

I. AQUATICS

A. SWIM LESSONS/DIVE, SYNCHRO, WATER POLO TEAMS

(See Attachment 2a & 2b for Program Dates and Coach Training; Attachment 4a,4b,4c & 4d for Detail)

		DIVE, SYNCHRO, WATER POLO TEAMS		SWIM LESSONS		TOTALS
		SWIM TEAM				
Estimated Enrollment Totals	"L"	1904	1,905		44,942	48,751
CATEGORY		UNIT COST		TOTAL		
Lifeguard/Instructor		\$ 122	\$ 122	\$ 464,771		\$ 464,771
Class instructor				\$ -	\$ 33.33	\$ 1,497,910
Officials		\$ 20	\$ 20	\$ 76,192		\$ 76,192
Uniform		\$ 30	\$ 10	\$ 76,184		\$ 76,184
Pre and Post events		\$ 20	\$ 20	\$ 76,192		\$ 76,192
Trophies		\$ 13	\$ 13	\$ 49,525		\$ 49,525
Subtotal Aquatics	"M"	\$ 205	\$ 185	\$ 742,864	\$ 33.33	\$ 1,497,910
Extended Hours - Summer (Swim Lessons)						
Staff costs (\$11,487.60 X 35 pools)	"N"					\$ 402,066
Less: Projected Baseline Funding						
Rec and Parks General Fund -						
Aquatics (estimate)					\$ (1,100,000)	
Kaiser (estimate)					\$ (115,000)	
Total Projected Baseline Funding	"O"					\$ (1,215,000)
Total Aquatics less Projected						
Baseline Funding	"P"					\$ 1,427,840
	("M+ N + O")					
Personal Protective Equipment (PPE) *						
*Subject to County of Los Angeles Dept. of Public Health guidelines)						
Masks (200 masks/mo X 12 mos. X						
\$0.10 X 14 Year-round pools)					\$ 3,360	
Masks (200 masks/mo X 3 mos. X					\$ 1,260	
\$0.10 X 21 Seasonal pools)					\$ 5,040	
Hand sanitizers (1.5 gallons/mo X 12					\$ 1,890	
mos. X \$20 X 14 Year-round pools)						
Hand sanitizers (1.5 gallons/mo X 3						
mos. X \$20 X 21 Seasonal pools)	"Q"					\$ 11,550
Covid-19 Testing *						
*Subject to County of Los Angeles Dept. of Public Health guidelines)						
Rapid Antigen Test (50 tests/mo X 12					\$ 210,000	
mos. X \$25 X 14 Year-round pools)					\$ 78,750	
Rapid Antigen Test (50 tests/mo X 3						
mos. X \$25 X 21 Seasonal pools)	"R"					\$ 288,750
Equipment Cost						
(Note: Replacement timeframe is variable; cost may occur again in future years)						
Equipment for Team Sports - Year-					\$ 174,776	
round pools (14 pools X \$12,484)					\$ 104,832	
Equipment for Team Sports- Seasonal					\$ -	
pools (21 pools X \$4,992)						
Equipment for Swim Classes (35 pools						
X \$0)						
Total Equipment	"S"					\$ 279,608
A. Total Swim Lessons/Teams less						
Projected Baseline Funding						
(including Equipment)	"T"					\$ 2,007,748



PROJECT PLAN



YOUTH SPORT PARTNERSHIP

TO:
LA 2028
ATTENTION: Kathy Carter, Chief Executive Officer
10900 Wilshire Blvd., Suite 700
Los Angeles, CA 90024

DOCUMENT NO.: LA28-003
FISCAL YEAR: 2022/2023

("P + Q + R + S")

B. USA Swim Team (8 sites)

(See Attachment 1 for Description and 5a & 5b for Detail)

		ENROLLEES		TOTALS
Estimated Enrollment Totals	"U"	960		960
CATEGORY		UNIT COST	TOTAL	
Instructor/Coach		\$ 364	\$ 349,440	\$ 349,440
Swim meets		\$ 37.33	\$ 35,840	\$ 35,840
Swim clinics		\$ 18.67	\$ 17,920	\$ 17,920
U.S. Swim membership		\$ 20	\$ 19,200	\$ 19,200
Uniform		\$ 205	\$ 196,800	\$ 196,800
Personal equipment		\$ 65	\$ 62,400	\$ 62,400
Officials		\$ 7.97	\$ 7,650	\$ 7,650
Pre & Post season events		\$ 40	\$ 38,400	\$ 38,400
Awards		\$ 13	\$ 12,480	\$ 12,480
Total	"V"	\$ 770.97	\$ 740,130	\$ 740,130
<u>Equipment Cost</u>				
(Note: Replacement timeframe is variable; cost may occur again in future years)				
Equipment costs - Kickboards, pull buoys, paddles, fins (8 pools X \$8,760)				
	"W"		\$ 70,080	\$ 70,080

B. Total USA Swim Team (8 sites)

"X"
("V + W")

\$ 810,210

C. SURFING (12 sites)

(See Attachment 1 for Description and 5c & 5d for Detail)

		Summer		Fall, Winter, Spring		TOTALS
Estimated Enrollment Totals	"Y"	480		210		690
CATEGORY		UNIT COST	TOTAL	UNIT COST	TOTAL	
Instructor/Coach		\$ 140	\$ 67,200	\$ 140	\$ 29,400	\$ 96,600
Instructor/Coach -Transportation		\$ 140	\$ 67,200	\$ 140	\$ 29,400	\$ 96,600
Instructor/Coach Uniform		\$ 2.15	\$ 1,032	\$ 8.60	\$ 1,806	\$ 2,838
Participant Uniform		\$ 43	\$ 20,640	\$ 43	\$ 9,030	\$ 29,670
Total	"Z"	\$ 325.15	\$ 156,072	\$ 331.60	\$ 69,636	\$ 225,708
<u>Equipment Cost</u>						
(Note: Replacement timeframe is variable; cost may occur again in future years)						
Equipment (surfboards, bodyboards, wetsuits - \$14,732 per site X 12 sites)						
	"AA"			\$ 176,784		\$ 176,784

C. Total Surfing (12 sites)

"AB"
("Z + AA")

\$ 402,492

I. Total Aquatics

"AC"

\$ 3,220,450



PROJECT PLAN
YOUTH SPORT PARTNERSHIP

TO:
LA 2028
ATTENTION: Kathy Carter, Chief Executive Officer
10900 Wilshire Blvd., Suite 700
Los Angeles, CA 90024

DOCUMENT NO.: LA28-003
FISCAL YEAR: 2022/2023

("T + X + AB")

II. SPORTS & FITNESS

A. TRACK & FIELD (20 sites)

(See Attachment 1 for Description and 6a & 6b for Detail)

		CLASSES		TOTALS
Estimated Enrollment Totals	"AD"	1,600		1,600
CATEGORY		UNIT COST	TOTAL	
Instructor/Coach		\$ 112.00	\$ 179,200	\$ 179,200
Saturday Instruction		\$ 12.60	\$ 20,160	\$ 20,160
Total	"AE"	\$ 124.60	\$ 199,360	\$ 199,360
<u>Equipment Cost</u> (Note: Replacement timeframe is variable; cost may occur again in future years) Equipment (high jump, shots, javelins, blocks - \$17,500 per site X 5				\$ 87,500
A. Total Track & Field (20 sites)		"AG"		\$ 286,860
		("AE + AF")		

B. JUDO - USA Olympic sanction (20 sites)

(See Attachment 1 for Description and 7a & 7b for Detail)

		CLASSES		TOTALS
Estimated Enrollment Totals	"AH"	2,400		2,400
CATEGORY		UNIT COST	TOTAL	
Instructor		\$ 96	\$ 230,400	\$ 230,400
Uniform		\$ 30	\$ 72,000	\$ 72,000
Pre and Post events		\$ 6.25	\$ 15,000	\$ 15,000
Total	"AI"	\$ 132.25	\$ 317,400	\$ 317,400
<u>Equipment Cost</u> (Note: Replacement timeframe is variable; cost may occur again in future years) Equipment - mats (10 sites)				\$ 58,000
B. Total Judo (20 sites)		"AK"		\$ 375,400
		("AI + AJ")		

C. TENNIS (20 sites)

(See Attachment 1 for Description and 8a & 8b for Detail)

		CLASSES		TOTALS
Estimated Enrollment Totals	"AL"	2,400		2,400
CATEGORY		UNIT COST	TOTAL	
Instructor		\$ 72	\$ 172,800	\$ 172,800
Uniform		\$ -	\$ -	\$ -
Pre and Post events		\$ 10.5	\$ 25,200	\$ 25,200
Total	"AM"	\$ 82.5	\$ 198,000	\$ 198,000
C. Total Tennis (20 sites)		"AN"		\$ 198,000
		("AM")		

D. GOLF (4 golf sites and 4 recreation centers)

(See Attachment 1 for Description and 9a & 9b for Detail)

		GOLF COURSE SITES		REC CENTERS		TOTALS
Estimated Enrollment Totals	"AO"	192		256		448
CATEGORY		UNIT COST	TOTAL	UNIT COST	TOTAL	



PROJECT PLAN



YOUTH SPORT PARTNERSHIP

TO:
LA 2028
ATTENTION: Kathy Carter, Chief Executive Officer
10900 Wilshire Blvd., Suite 700
Los Angeles, CA 90024

DOCUMENT NO.: LA28-003
FISCAL YEAR: 2022/2023

Golf Instructor	\$ 69.33	\$ 13,312	\$ 52	\$ 13,312	\$ 26,624
Asst. Golf Instructor	\$ 50.67	\$ 9,728	\$ 38	\$ 9,727	\$ 19,455
Asst. Golf Instructor - transportation	\$ 38	\$ 7,296	\$ 7	\$ 1,825	\$ 9,121
Supplies	\$ 28.00	\$ 5,376	\$ 28	\$ 7,168	\$ 12,544

Total	"AP"	\$ 186.00	\$ 35,712	\$ 125.13	\$ 32,032	\$ 67,744
-------	------	-----------	-----------	-----------	-----------	-----------

Equipment Cost

(Note: Replacement timeframe is variable; cost may occur again in future years)

Equipment for Golf sites				-	
Equipment for Rec Centers	"AQ"			-	\$ -

D. Total Golf (4 golf sites and 4 recreation centers)	"AR" ("AP + AQ")				\$ 67,744
---	---------------------	--	--	--	-----------

E. SKATEBOARDING (10 sites)

(See Attachment 1 for Description and 10a & 10b for Detail)

Estimated Enrollment Totals	"AS"		CLASSES	1,200	TOTALS	1,200
-----------------------------	------	--	---------	-------	--------	-------

CATEGORY		UNIT COST	TOTAL	
Instructor		\$ 96	\$ 115,200	\$ 115,200
Pre and Post events		\$ 16.67	\$ 20,000	\$ 20,000

Total	"AT"	\$ 112.67	\$ 135,200	\$ 135,200
-------	------	-----------	------------	------------

Equipment Cost

(Note: Replacement timeframe is variable; cost may occur again in future years)

Equipment - skateboards, helmets, protective gear, tool kits (10 sites)	"AU"			\$ 39,000
---	------	--	--	-----------

E. Total Skateboarding (10 sites)	"AV" ("AT + AU")			\$ 174,200
-----------------------------------	---------------------	--	--	------------

F. EQUESTRIAN (9 sites)

(See Attachment 1 for Description and 11a & 11b for Detail)

Estimated Enrollment Totals	"AW"		CLASSES	180	TOTALS	180
-----------------------------	------	--	---------	-----	--------	-----

CATEGORY		UNIT COST	TOTAL	
Instructor		\$ 600	\$ 108,000	\$ 108,000
Asst. Instructor - Transportation		\$ 91.20	\$ 16,416	\$ 16,416
Post Event		\$ 111.11	\$ 20,000	\$ 20,000

Total	"AX"	\$ 802.31	\$ 144,416	\$ 144,416
-------	------	-----------	------------	------------

F. Total Equestrian (9 sites)	"AY" ("AX")			\$ 144,416
-------------------------------	----------------	--	--	------------

G. TAE KWON DO (10 sites)

(See Attachment 1 for Description and 12a & 12b for Detail)

Estimated Enrollment Totals	"AZ"		CLASSES	1,200	TOTALS	1,200
-----------------------------	------	--	---------	-------	--------	-------

CATEGORY		UNIT COST	TOTAL	
Instructor		\$ 96	\$ 115,200	\$ 115,200
Uniform		\$ 30	\$ 36,000	\$ 36,000



PROJECT PLAN



YOUTH SPORT PARTNERSHIP

TO:
LA 2028
ATTENTION: Kathy Carter, Chief Executive Officer
10900 Wilshire Blvd., Suite 700
Los Angeles, CA 90024

DOCUMENT NO.: LA28-003
FISCAL YEAR: 2022/2023

Pre and Post events		\$ 16.67	\$ 20,000	\$ 20,000
Total	"BA"	\$ 142.67	\$ 171,200	\$ 171,200
<u>Equipment Cost</u> (Note: Replacement timeframe is variable; cost may occur again in future years)				
Equipment - mats (10 sites)	"BB"			\$ 21,360
G. Total Tae Kwon Do (10 sites)	"BC" ("BA + BB")			\$ 192,560

H. MARATHON TRAINING

(See Attachment 1 for Description and 13a, 13b & 13c for Detail)

Estimated Enrollment Totals	"BD"		CLASSES 3,800	TOTALS 3,800
CATEGORY		UNIT COST	TOTAL	
Awards		\$ 12.58	\$ 47,802	\$ 47,802
Total	"BE"			\$ 47,802
H. Total Marathon Training	"BF" ("BE")			\$ 47,802

II. Total Sports & Fitness	"BG" ("AG + AK + AN + AR + AV + AY + BC + BF")	\$ 1,486,982
----------------------------	---	--------------

III. ADAPTIVE SPORTS

(See Attachment 14 for Description, Attachment 2a for Program Dates and Attachments 14a - 14j for Detail)

Adaptive Athletics	(See Attachment 14a)	\$ 40,409
Adaptive Skateboarding	(See Attachment 14b)	\$ 52,226
Adaptive Swimming	(See Attachment 14c)	\$ 26,024
Goalball	(See Attachment 14d)	\$ 36,768
Para Equestrian	(See Attachment 14e)	\$ 154,756
Para Surfing	(See Attachment 14f)	\$ 41,962
Sitting Volleyball	(See Attachment 14g)	\$ 39,487
Wheelchair Basketball	(See Attachment 14h)	\$ 52,034
Trainings	(See Attachment 14i)	\$ 13,000
Special Events	(See Attachment 14j)	\$ 20,570
Adaptive Sports	"BH"	\$ 477,237

TOTAL COSTS (SIGNATURE PROGRAMS)

TOTAL COSTS (SIGNATURE PROGRAMS) - excluding Projected Baseline Funding:	"BI" ("M + N + Q + R + S + X + AB + BG + BH")	\$ 6,399,669
TOTAL PROJECTED BASELINE FUNDING (AQUATICS)	"BJ" ("O")	\$ (1,215,000)
TOTAL COSTS (SIGNATURE PROGRAMS) - less Projected Baseline Funding:	"BK" ("BI + BJ")	\$ 5,184,669
	"BL" ("BI / BS")	% to total Request - excluding Projected Baseline Funding (Target = 20% per YSP Agreement Section 8d) 36%



PROJECT PLAN
YOUTH SPORT PARTNERSHIP

TO:
LA 2028
ATTENTION: Kathy Carter, Chief Executive Officer
10900 Wilshire Blvd., Suite 700
Los Angeles, CA 90024

DOCUMENT NO.: LA28-003
FISCAL YEAR: 2022/2023

"BM"
("BK / BS")

% to total Request - less Projected Baseline Funding (Target = 20% per YSP Agreement Section 8d)

30%

OTHER COSTS

		TOTALS	
SAFE SPORT	"BN"	\$	500,000
MARKETING / BRANDING / OUTREACH			
Marketing			
Non Adaptive Sports		\$	500,000
Adaptive Sports		\$	78,892
Subtotal Marketing		\$	578,892
Recreation Centers Printing (Banners, Flyers, etc.)		\$	50,000
Media buy		\$	200,000
Total Marketing/Branding/Outreach	"BO"	\$	828,892
REPORTING REQUIREMENTS	"BP"	\$	-
OTHER	"BQ"	\$	-
TOTAL OTHER COSTS:	"BR" ("BN + BO + BP + BQ ")	\$	1,328,892

Summary of Funding for Other Costs	
Maximum funding for Other Costs thru 9/1/2028 (per YSP Agreement Section 8e)	\$ 6,400,000
Less: Actual Costs Fall 2020	\$ -
Less: Forecast = Other Costs in FY 21/22 Project Plan	\$ (1,250,000)
Less: Forecast = Other Costs in FY 22/23 Project Plan (this request)	\$ (1,328,892)
TOTAL REMAINING BALANCE OF FUNDING	\$ 3,821,108

TOTAL COSTS

TOTAL COSTS (REC CENTERS, SIGNATURE PROGRAMS & OTHER):	"BS" ("K + BK + BR")	\$ 17,533,441
--	-------------------------	---------------



PROJECT PLAN

YOUTH SPORT PARTNERSHIP

TO:
LA 2028
ATTENTION: Kathy Carter, Chief Executive Officer
10900 Wilshire Blvd., Suite 700
Los Angeles, CA 90024

DOCUMENT NO.: LA28-003
FISCAL YEAR: 2022/2023

FUNDING REQUEST

	Summer 2022	Fall 2022	Winter 2023	Spring 2023	TOTALS
Recreation Centers	\$ 5,509,940	\$ 2,203,976	\$ 2,203,976	\$ 1,101,988	\$ 11,019,880
Signature Programs	\$ 2,592,334	\$ 1,036,934	\$ 1,036,934	\$ 518,467	\$ 5,184,669
Other Costs	\$ 1,328,892				\$ 1,328,892
FUNDING REQUEST BY QUARTER	\$ 9,431,166	\$ 3,240,910	\$ 3,240,910	\$ 1,620,455	\$ 17,533,441
<i>Date Due</i>	<i>5/16/2022</i>	<i>8/15/2022</i>	<i>11/14/2022</i>	<i>2/13/2023</i>	

Please remit funds to:
Name: CITY OF LOS ANGELES
Bank: JPMorgan Chase
Bank Address: New York, NY 10017
Routing No.: 021000021
SWIFT Code: CHASUS33
Account No.: 673370638
Account Name: 9600 General Account

FUNDS DRAWDOWN SUMMARY

	"A" "A"= "B + C + D" TOTAL FUNDING	"B" "B" PAID TO DATE BY LA2028	"C" "C" PENDING REQUEST	"D" "D" FUND BALANCE
TOTAL AVAILABLE FUNDING:	\$ 160,000,000.00			\$ 160,000,000.00
SwimLA 1.0		\$ 912,499.35		\$ 159,087,500.65
SwimLA 2.0		\$ 1,088,213.32		\$ 157,999,287.33
Fall 2020 Project Plan		\$ 2,480,992.00		\$ 155,518,295.33
FY 21/22 Project Plan		\$ 5,138,787.00	\$ 2,515,474.00	\$ 147,864,034.33
FY 22/23 Project Plan (This Request)			\$ 17,533,441.00	\$ 130,330,593.33
TOTALS	\$ 160,000,000.00	\$ 9,620,491.67	\$ 20,048,915.00	\$ 130,330,593.33

PROJECT PLAN
YOUTH SPORT PARTNERSHIP



Attachment 3a: Detail Recreation Centers

DOCUMENT NO.: LA28-003
FISCAL YEAR: 2022/2023

RECREATION CENTERS - Pre-qualified				Summer 2018 Actual Enrollment (Baseline) Totals			Fall 2018 Actual Enrollment (Baseline) Totals			Winter 2019 Actual Enrollment (Baseline) Totals		
Facility	Address	Region	CD	Actual Enrollment (Baseline) - Classes	Actual Enrollment (Baseline) Sports Leagues	Actual (Baseline) Total Enrollment	Actual Enrollment (Baseline) - Classes	Actual Enrollment (Baseline) Sports Leagues	Actual (Baseline) Total Enrollment	Actual Enrollment (Baseline) - Classes	Actual Enrollment (Baseline) Sports Leagues	Actual (Baseline) Total Enrollment
1 Hoover R.C.	1010 W. 25th St., Los Angeles, CA 90007	Metro	1	51	85	136	92		92	89	75	164
2 Expo Center/Roy Anderson R.C.	3980 South Bill Robertson Lane, Los Angeles, CA 90037	Expo	9	117	830	947	60	27	87	51	920	971
3 Macarthur Park R.C.	2230 W. 6th St., Los Angeles, CA 90057	Metro	1			0	82		82	26		26
4 Toberman R.C.	1725 Toberman St., Los Angeles, CA 90015	Metro	1	20	8	28	30	8	38	23	88	111
5 Algin Sutton R.C.	8800 S. Hoover St., Los Angeles, CA 90044	Pacific	8	4	172	176	36		36	6	110	116
6 109th Street R.C.	1464 E. 109th St., Los Angeles, CA 90059	Pacific	15	36	41	77	36		36	74	48	122
7 South Park R.C.	345 East 51st St., Los Angeles, CA 90011	Pacific	9	85		85	1		1	209		209
8 Alpine R.C.	817 Yale St., Los Angeles, CA 90012	Metro	1	178	184	362	147	37	184	131	167	298
9 Hollenbeck Park R.C.	415 S. St. Louis St., Los Angeles, CA 90033	Metro	14	57		57	76		76	138		138
10 Slauson R.C.	5306 S. Compton Ave., Los Angeles, CA 90011	Pacific	9		118	118			0		53	53
11 Gilbert Lindsay R.C.	429 E. 42nd Pl., Los Angeles, CA 90011	Pacific	9			0			0			0
12 Lafayette MultiPurpose Community Cent	625 South Lafayette Park Place, Los Angeles, CA 90011	Metro	10	78	28	106	53	23	76	64	22	86
13 Hazard Park R.C.	2230 Norfolk St, Los Angeles, CA 90033	Metro	14			0	4	105	109		123	123
14 Trinity R.C.	2415 Trinity St., Los Angeles, CA 90011	Pacific	9	43	65	108	10		10	14	32	46
15 Mount Carmel R.C.	830 West 70th St., Los Angeles, CA 90044	Pacific	8	106	34	140	43	3	46	108	38	146
16 Lincoln Heights R.C.	2303 Workman Street, Los Angeles, CA 90033	Metro	1		116	116		6	6		72	72
17 Central R.C.	1357 East 22nd St., Los Angeles, CA 90011	Pacific	9	10	177	187	55	10	65	18	58	76
18 Downey R.C.	1772 North Spring St, Los Angeles, CA 90031	Metro	1	18	68	86	12		12	11	68	79
19 Van Ness R.C.	5720 2nd Avenue, Los Angeles, CA 90043	Pacific	8	111		111	2	75	77	169	139	308
20 State Street R.C.	716 North State St., Los Angeles, CA 90033	Metro	14	171	103	274	113	102	215	85	266	351
21 Evergreen R.C.	2844 E. 2nd St, Los Angeles, CA 90033	Metro	14	9	457	466	11		11	62	202	264
22 Wilmington R.C.	325 N. Neptune Ave., Wilmington, CA 90744	Pacific	15		32	32	18	21	39	16	115	131
23 Lincoln Park R.C.	3501 Valley Blvd, Los Angeles, CA 90031	Metro	1	48	27	75	92	29	121	71	61	132
24 Green Meadows R.C.	431 E. 89th St., Los Angeles, CA 90003	Pacific	9		8	8		21	21		44	44
25 Seoul International Park	3250 San Marino St., Los Angeles, CA 90006	Pacific	10	12	520	532	49		49	60	173	233
26 Wabash R.C.	2765 Wabash Ave, Los Angeles, CA 90033	Metro	14		178	178			0	9	234	243
27 Normandie R.C.	1550 S. Normandie Avenue, Los Angeles, CA 90006	Metro	1		110	110			0		73	73
28 Lemon Grove R.C.	4959 Lemon Grove Ave, Los Angeles, CA 90029	Metro	13	133	47	180	88		88	121	34	155
29 Loren Miller R.C.	2717 Halldale Ave, Los Angeles, CA 90018	Pacific	8	89	74	163			0	106		106
30 Sepulveda R.C.	8825 Kester Ave., Panorama City 91405	Valley	6	46	95	141	28	12	40	81	128	209
31 Costello R.C.	3141 E. Olympic Bl., Los Angeles, CA 90023	Metro	14	80	72	152	71		71	75	72	147
32 Jackie Tatum Harvard R.C.	1535 W. 62nd St., Los Angeles, CA 90047	Pacific	8	33	248	281	88	1	89	39	169	208
33 Van Nuys R.C.	14301 Vanowen St., Van Nuys, CA 91405	Valley	6	183	287	470	40	15	55	359	250	609

PROJECT PLAN
YOUTH SPORT PARTNERSHIP



Attachment 3a: Detail Recreation Centers

DOCUMENT NO.: LA28-003
FISCAL YEAR: 2022/2023

RECREATION CENTERS - Pre-qualified				Summer 2018 Actual Enrollment (Baseline) Totals			Fall 2018 Actual Enrollment (Baseline) Totals			Winter 2019 Actual Enrollment (Baseline) Totals		
Facility	Address	Region	CD	Actual Enrollment (Baseline) - Classes	Actual Enrollment (Baseline) Sports Leagues	Actual (Baseline) Total Enrollment	Actual Enrollment (Baseline) - Classes	Actual Enrollment (Baseline) Sports Leagues	Actual (Baseline) Total Enrollment	Actual Enrollment (Baseline) - Classes	Actual Enrollment (Baseline) Sports Leagues	Actual (Baseline) Total Enrollment
34 Denker R.C.	1550 West 35th Pl., Los Angeles, CA 90018	Pacific	8	48	87	135			0	41	140	181
35 South Seas House	2301 West 24th St., Los Angeles CA 90018	Metro	10	12		12	6		6	23		23
36 Pecan R.C.	127 South Pecan St., Los Angeles, CA 90033	Metro	14		217	217		60	60	2	149	151
37 North Hills Community Park	8756 N. Parthenia Pl, North Hills, CA 91343	Valley	6		68	68			0		11	11
38 Ross Snyder R.C.	1501 East 41st St., Los Angeles, CA 90011	Pacific	9		61	61			0		120	120
39 Lincoln Heights Youth Center	2911 Altura Street, Los Angeles, CA 90031	Metro	1			0	296	33	329	323	72	395
40 Fred Roberts R.C.	4700 S. Honduras St., Los Angeles, CA 90011	Pacific	9	45	37	82	40		40	87	27	114
41 E. Wilmington Greenbelt Community Center	918 North Sanford Ave., Wilmington, CA 90744	Pacific	15			0			0	8		8
42 Martin Luther King, Jr. R.C.	3916 S. Western Avenue, Los Angeles, CA 90062	Pacific	8	33		33	51	93	144	78	46	124
43 Lake Street Park	227 North Lake St., Los Angeles, CA 90026	Metro	13	76	209	285	103	24	127	88	141	229
44 Shatto R.C.	3191 West 4th St, Los Angeles, CA 90020	Metro	13	560	70	630	255	179	434	136	161	297
45 Boyle Heights Sports Center	933 South Mott St., Los Angeles, CA 90023	Metro	14		88	88			0	18	45	63
46 Andres and Maria Cardenas R.C.	14740 Blythe St., Panorama City, CA 91402	Valley	6			0	47		47	58		58
47 David M. Gonzales/Pacoima R.C.	10943 Herrick Ave., Pacoima, CA 91331	Valley	7	165	37	202	178	158	336	167	131	298
48 Ramon Garcia R.C.	1016 S. Fresno Street, Los Angeles, CA 90023	Metro	14		144	144			0	24	176	200
49 Yucca Park Community Center	6671 Yucca St., Los Angeles, CA 90028	Metro	13	155		155	135	27	162	157	11	168
50 Sun Valley R.C.	8133 Vineland Ave., Sun Valley, CA 91352	Valley	6	331	277	608	369	43	412	346	382	728
51 Hollywood R.C.	1122 Cole Ave., Los Angeles, CA 90038	Metro	13	15	58	73	11		11	24	9	33
52 Vineyard R.C.	2942 Vineyard Ave, Los Angeles, CA 90016	Pacific	10			0			0		30	30
53 Rancho Cienega Sports Complex	5001 Rodeo Rd, Los Angeles, CA 90016	Pacific	10		84	84	6	3	9		44	44
54 Highland Park R.C.	6150 N. Piedmont Avenue, Los Angeles, CA 90042	Metro	1	21	158	179	31		31	17	165	182
55 Victory-Vineland R.C.	11117 Victory Blvd., North Hollywood, CA 91606	Valley	2	74	211	285	80	290	370	34	225	259
56 Cypress Park R.C.	2630 Pepper Ave., Los Angeles, CA 90065	Metro	1	1	74	75	39		39	119	170	289
57 Hubert Humphrey R.C.	12560 Filmore St., Pacoima, CA 91331	Valley	7	56	445	501	170	3	173	97	143	240
58 Bellevue R.C.	826 Lucile Ave., Los Angeles, CA 90026	Metro	13	51	149	200	65	1	66	41	204	245
59 Rose Hill R.C.	4530 Mercury Ave., Los Angeles, CA 90032	Metro	14	34	107	141	9	11	20	22	52	74
60 Rio de Los Angeles State Park	1900 N. San Fernando Rd, Los Angeles, CA 90065	Metro	1	131	91	222	136		136	137	2	139
61 Queen Anne R.C.	1240 West Blvd, Los Angeles, CA 90019	Metro	10	55	440	495	8		8	76	240	316
62 Banning R.C.	1331 Eubank Ave, Wilmington, CA 90744	Pacific	15	76	61	137	97		97	61	80	141
63 Echo Park R.C.	1632 Bellevue Ave, Los Angeles, CA 90026	Metro	13	383	334	717	359		359	329	294	623
64 Glassell Park R.C.	3650 Verdugo Rd., Los Angeles, CA 90065	Metro	1	18	118	136	50	8	58	11	123	134
65 Stonehurst R.C.	9901 Dronfield St., Sun Valley, CA 91352	Valley	7	63	34	97		1	1	158	3	161
66 Sylmar Park R.C.	13109 Borden Ave, Los Angeles, CA 91342	Valley	7	58	635	693	6	179	185	8	330	338
67 El Sereno R.C.	4721 Klamath St., Los Angeles, CA 90032	Metro	14	18	151	169	1	233	234	15	246	261
68 Rosecrans R.C.	840 W. 149th St., Gardena, CA 90247	Pacific	15	76	67	143	23	108	131	132	100	232

PROJECT PLAN
YOUTH SPORT PARTNERSHIP



Attachment 3a: Detail Recreation Centers

DOCUMENT NO.: LA28-003
FISCAL YEAR: 2022/2023

RECREATION CENTERS - Pre-qualified				Summer 2018 Actual Enrollment (Baseline) Totals			Fall 2018 Actual Enrollment (Baseline) Totals			Winter 2019 Actual Enrollment (Baseline) Totals		
Facility	Address	Region	CD	Actual Enrollment (Baseline) - Classes	Actual Enrollment (Baseline) Sports Leagues	Actual (Baseline) Total Enrollment	Actual Enrollment (Baseline) - Classes	Actual Enrollment (Baseline) Sports Leagues	Actual (Baseline) Total Enrollment	Actual Enrollment (Baseline) - Classes	Actual Enrollment (Baseline) Sports Leagues	Actual (Baseline) Total Enrollment
69 Chevy Chase R.C.	4165 Chevy Chase Dr., Los Angeles, CA 90039	Metro	13	10	52	62	11		11	21	126	147
70 Normandale R.C.	22400 S. Halldale Ave., Los Angeles, CA 90501	Pacific	15		57	57		30	30		90	90
71 Valley Plaza	12240 Archwood St., North Hollywood, CA 91606	Valley	2	22	26	48	77	156	233	28	123	151
72 Reseda R.C.	18411 Victory Blvd, Reseda, CA 91335	Valley	3	154	84	238	36	27	63	137		137
73 Baldwin Hills R.C.	5401 Highlight Pl., Los Angeles, CA 90016	Pacific	10	7	249	256	101	322	423	81	498	579
74 Fernangeles R.C.	8851 Laurel Canyon Blvd, Sun Valley, CA 91352	Valley	6	309	301	610	293	193	486	294	397	691
75 Harbor City R.C.	24901 Frampton Ave, Harbor City, CA 90710	Pacific	15	58	28	86			0		72	72
76 St. Andrews R.C.	8701 Saint Andrews Place, Los Angeles, CA 90047	Pacific	8	46	208	254	35		35	146	211	357
77 Delano R.C.	15100 Erwin St., Van Nuys, CA 91411	Valley	6	151		151	149	224	373	141	245	386
78 North Hollywood R.C.	11430 Chandler Blvd, North Hollywood, CA 91601	Valley	2	92	150	242	109		109	83	162	245
79 Lanark R.C.	21816 Lanark St, Canoga Park, CA 91305	Valley	3	205	361	566	8		8	170	260	430
80 Ritchie Valens R.C.	10736 Laurel Canyon Blvd, Pacoima, CA 91331	Valley	7	108	424	532	71	73	144	159	857	1,016
81 Jim Gilliam R.C.	4000 S. La Brea Avenue, Los Angeles, CA 90008	Pacific	10		11	11	16		16		61	61
Subtotal Recreation Centers - Pre-qualified				5,435	10,647	16,082	4,814	2,974	7,788	6,312	11,008	17,320

PROJECT PLAN
YOUTH SPORT PARTNERSHIP



Attachment 3a: Detail Recreation Centers

DOCUMENT NO.: LA28-003
FISCAL YEAR: 2022/2023

RECREATION CENTERS - Pre-qualified				Spring 2019 Actual Enrollment (Baseline) Totals			FY 2018/2019 Actual Enrollment (Baseline) Totals				
Facility	Address	Region	CD	Actual Enrollment (Baseline) - Classes	Actual Enrollment (Baseline) Sports Leagues	Actual (Baseline) Total Enrollment	Actual Enrollment (Baseline) - Classes	Actual Enrollment (Baseline) Sports Leagues	Actual (Baseline) Total Enrollment	Estimated Total Enrollment	Estimated Enrollment - Classes
1 Hoover R.C.	1010 W. 25th St., Los Angeles, CA 90007	Metro	1	130		130	362	160	522	170	64
2 Expo Center/Roy Anderson R.C.	3980 South Bill Robertson Lane, Los Angeles, CA 90037	Expo	9	199	702	901	427	2,479	2,906	1184	146
3 Macarthur Park R.C.	2230 W. 6th St., Los Angeles, CA 90057	Metro	1	18	7	25	126	7	133	0	0
4 Toberman R.C.	1725 Toberman St., Los Angeles, CA 90015	Metro	1	73	59	132	146	163	309	35	25
5 Algin Sutton R.C.	8800 S. Hoover St., Los Angeles, CA 90044	Pacific	8	5	149	154	51	431	482	220	5
6 109th Street R.C.	1464 E. 109th St., Los Angeles, CA 90059	Pacific	15	32	114	146	178	203	381	96	45
7 South Park R.C.	345 East 51st St., Los Angeles, CA 90011	Pacific	9	251	18	269	546	18	564	106	106
8 Alpine R.C.	817 Yale St., Los Angeles, CA 90012	Metro	1	186	90	276	642	478	1,120	453	223
9 Hollenbeck Park R.C.	415 S. St. Louis St., Los Angeles, CA 90033	Metro	14	185		185	456	0	456	71	71
10 Slauson R.C.	5306 S. Compton Ave., Los Angeles, CA 90011	Pacific	9	32	53	85	32	224	256	148	0
11 Gilbert Lindsay R.C.	429 E. 42nd Pl., Los Angeles, CA 90011	Pacific	9	1		1	1	0	1	0	0
12 Lafayette MultiPurpose Community Cent	625 South Lafayette Park Place, Los Angeles, CA 90011	Metro	10	58	22	80	253	95	348	133	98
13 Hazard Park R.C.	2230 Norfolk St, Los Angeles, CA 90033	Metro	14		189	189	4	417	421	0	0
14 Trinity R.C.	2415 Trinity St., Los Angeles, CA 90011	Pacific	9	36	13	49	103	110	213	135	54
15 Mount Carmel R.C.	830 West 70th St., Los Angeles, CA 90044	Pacific	8	107	19	126	364	94	458	176	133
16 Lincoln Heights R.C.	2303 Workman Street, Los Angeles, CA 90033	Metro	1	2	121	123	2	315	317	145	0
17 Central R.C.	1357 East 22nd St., Los Angeles, CA 90011	Pacific	9	32	130	162	115	375	490	234	13
18 Downey R.C.	1772 North Spring St, Los Angeles, CA 90031	Metro	1	61	209	270	102	345	447	108	23
19 Van Ness R.C.	5720 2nd Avenue, Los Angeles, CA 90043	Pacific	8	53	188	241	335	402	737	139	139
20 State Street R.C.	716 North State St., Los Angeles, CA 90033	Metro	14	134	195	329	503	666	1,169	343	214
21 Evergreen R.C.	2844 E. 2nd St, Los Angeles, CA 90033	Metro	14	38	297	335	120	956	1,076	582	11
22 Wilmington R.C.	325 N. Neptune Ave., Wilmington, CA 90744	Pacific	15	5	167	172	39	335	374	40	0
23 Lincoln Park R.C.	3501 Valley Blvd, Los Angeles, CA 90031	Metro	1	73	183	256	284	300	584	94	60
24 Green Meadows R.C.	431 E. 89th St., Los Angeles, CA 90003	Pacific	9		46	46	0	119	119	10	0
25 Seoul International Park	3250 San Marino St., Los Angeles, CA 90006	Pacific	10	59	144	203	180	837	1,017	665	15
26 Wabash R.C.	2765 Wabash Ave, Los Angeles, CA 90033	Metro	14		131	131	9	543	552	223	0
27 Normandie R.C.	1550 S. Normandie Avenue, Los Angeles, CA 90006	Metro	1		274	274	0	457	457	138	0
28 Lemon Grove R.C.	4959 Lemon Grove Ave, Los Angeles, CA 90029	Metro	13	112	84	196	454	165	619	225	166
29 Loren Miller R.C.	2717 Halldale Ave, Los Angeles, CA 90018	Pacific	8	23	87	110	218	161	379	204	111
30 Sepulveda R.C.	8825 Kester Ave., Panorama City 91405	Valley	6	40	1	41	195	236	431	177	58
31 Costello R.C.	3141 E. Olympic Bl., Los Angeles, CA 90023	Metro	14	97	176	273	323	320	643	190	100
32 Jackie Tatum Harvard R.C.	1535 W. 62nd St., Los Angeles, CA 90047	Pacific	8	104	172	276	264	590	854	351	41
33 Van Nuys R.C.	14301 Vanowen St., Van Nuys, CA 91405	Valley	6	658	145	803	1,240	697	1,937	588	229

PROJECT PLAN
YOUTH SPORT PARTNERSHIP



Attachment 3a: Detail Recreation Centers

DOCUMENT NO.: LA28-003
FISCAL YEAR: 2022/2023

RECREATION CENTERS - Pre-qualified				Spring 2019 Actual Enrollment (Baseline) Totals			FY 2018/2019 Actual Enrollment (Baseline) Totals				
Facility	Address	Region	CD	Actual Enrollment (Baseline) - Classes	Actual Enrollment (Baseline) Sports Leagues	Actual (Baseline) Total Enrollment	Actual Enrollment (Baseline) - Classes	Actual Enrollment (Baseline) Sports Leagues	Actual (Baseline) Total Enrollment	Estimated Total Enrollment	Estimated Enrollment - Classes
34 Denker R.C.	1550 West 35th Pl., Los Angeles, CA 90018	Pacific	8	43	132	175	132	359	491	169	60
35 South Seas House	2301 West 24th St., Los Angeles CA 90018	Metro	10	20		20	61	0	61	15	15
36 Pecan R.C.	127 South Pecan St., Los Angeles, CA 90033	Metro	14		380	380	2	806	808	271	0
37 North Hills Community Park	8756 N. Parthenia Pl, North Hills, CA 91343	Valley	6		117	117	0	196	196	85	0
38 Ross Snyder R.C.	1501 East 41st St., Los Angeles, CA 90011	Pacific	9		162	162	0	343	343	76	0
39 Lincoln Heights Youth Center	2911 Altura Street, Los Angeles, CA 90031	Metro	1			0	619	105	724	0	0
40 Fred Roberts R.C.	4700 S. Honduras St., Los Angeles, CA 90011	Pacific	9	110	9	119	282	73	355	102	56
41 E. Wilmington Greenbelt Community Center	918 North Sanford Ave., Wilmington, CA 90744	Pacific	15	8		8	16	0	16	0	0
42 Martin Luther King, Jr. R.C.	3916 S. Western Avenue, Los Angeles, CA 90062	Pacific	8	63	73	136	225	212	437	41	41
43 Lake Street Park	227 North Lake St., Los Angeles, CA 90026	Metro	13	107	68	175	374	442	816	356	95
44 Shatto R.C.	3191 West 4th St, Los Angeles, CA 90020	Metro	13	175	165	340	1,126	575	1,701	788	700
45 Boyle Heights Sports Center	933 South Mott St., Los Angeles, CA 90023	Metro	14		175	175	18	308	326	110	0
46 Andres and Maria Cardenas R.C.	14740 Blythe St., Panorama City, CA 91402	Valley	6	150		150	255	0	255	0	0
47 David M. Gonzales/Pacoima R.C.	10943 Herrick Ave., Pacoima, CA 91331	Valley	7	163	307	470	673	633	1,306	252	206
48 Ramon Garcia R.C.	1016 S. Fresno Street, Los Angeles, CA 90023	Metro	14	13	271	284	37	591	628	180	0
49 Yucca Park Community Center	6671 Yucca St., Los Angeles, CA 90028	Metro	13	155	24	179	602	62	664	194	194
50 Sun Valley R.C.	8133 Vineland Ave., Sun Valley, CA 91352	Valley	6	402	493	895	1,448	1,195	2,643	760	414
51 Hollywood R.C.	1122 Cole Ave., Los Angeles, CA 90038	Metro	13	40	40	80	90	107	197	92	19
52 Vineyard R.C.	2942 Vineyard Ave, Los Angeles, CA 90016	Pacific	10	2		2	2	30	32	0	0
53 Rancho Cienega Sports Complex	5001 Rodeo Rd, Los Angeles, CA 90016	Pacific	10		60	60	6	191	197	105	0
54 Highland Park R.C.	6150 N. Piedmont Avenue, Los Angeles, CA 90042	Metro	1	39	290	329	108	613	721	224	26
55 Victory-Vineland R.C.	11117 Victory Blvd., North Hollywood, CA 91606	Valley	2	31	318	349	219	1,044	1,263	357	93
56 Cypress Park R.C.	2630 Pepper Ave., Los Angeles, CA 90065	Metro	1	77	158	235	236	402	638	94	1
57 Hubert Humphrey R.C.	12560 Filmore St., Pacoima, CA 91331	Valley	7	146	603	749	469	1,194	1,663	626	70
58 Bellevue R.C.	826 Lucile Ave., Los Angeles, CA 90026	Metro	13	65	223	288	222	577	799	250	64
59 Rose Hill R.C.	4530 Mercury Ave., Los Angeles, CA 90032	Metro	14	60	152	212	125	322	447	177	43
60 Rio de Los Angeles State Park	1900 N. San Fernando Rd, Los Angeles, CA 90065	Metro	1	162	133	295	566	226	792	278	164
61 Queen Anne R.C.	1240 West Blvd, Los Angeles, CA 90019	Metro	10	121	218	339	260	898	1,158	619	69
62 Banning R.C.	1331 Eubank Ave, Wilmington, CA 90744	Pacific	15	112	96	208	346	237	583	171	95
63 Echo Park R.C.	1632 Bellevue Ave, Los Angeles, CA 90026	Metro	13	414	287	701	1,485	915	2,400	897	479
64 Glassell Park R.C.	3650 Verdugo Rd., Los Angeles, CA 90065	Metro	1	18	125	143	97	374	471	171	23
65 Stonehurst R.C.	9901 Dronfield St., Sun Valley, CA 91352	Valley	7	84	6	90	305	44	349	122	79
66 Sylmar Park R.C.	13109 Borden Ave, Los Angeles, CA 91342	Valley	7	36	991	1,027	108	2,135	2,243	867	73
67 El Sereno R.C.	4721 Klamath St., Los Angeles, CA 90032	Metro	14	9	478	487	43	1,108	1,151	212	23
68 Rosecrans R.C.	840 W. 149th St., Gardena, CA 90247	Pacific	15	15	216	231	246	491	737	179	95

PROJECT PLAN
YOUTH SPORT PARTNERSHIP



Attachment 3a: Detail Recreation Centers

DOCUMENT NO.: LA28-003
FISCAL YEAR: 2022/2023

RECREATION CENTERS - Pre-qualified				Spring 2019 Actual Enrollment (Baseline) Totals			FY 2018/2019 Actual Enrollment (Baseline) Totals				
Facility	Address	Region	CD	Actual Enrollment (Baseline) - Classes	Actual Enrollment (Baseline) Sports Leagues	Actual (Baseline) Total Enrollment	Actual Enrollment (Baseline) - Classes	Actual Enrollment (Baseline) Sports Leagues	Actual (Baseline) Total Enrollment	Estimated Total Enrollment	Estimated Enrollment - Classes
69 Chevy Chase R.C.	4165 Chevy Chase Dr., Los Angeles, CA 90039	Metro	13	31	29	60	73	207	280	78	13
70 Normandale R.C.	22400 S. Halldale Ave., Los Angeles, CA 90501	Pacific	15		66	66	0	243	243	71	0
71 Valley Plaza	12240 Archwood St., North Hollywood, CA 91606	Valley	2	55	205	260	182	510	692	61	28
72 Reseda R.C.	18411 Victory Blvd, Reseda, CA 91335	Valley	3	92	307	399	419	418	837	298	193
73 Baldwin Hills R.C.	5401 Highlight Pl., Los Angeles, CA 90016	Pacific	10	15	373	388	204	1,442	1,646	320	9
74 Fernangeles R.C.	8851 Laurel Canyon Blvd, Sun Valley, CA 91352	Valley	6	445	283	728	1,341	1,174	2,515	762	386
75 Harbor City R.C.	24901 Frampton Ave, Harbor City, CA 90710	Pacific	15		182	182	58	282	340	108	73
76 St. Andrews R.C.	8701 Saint Andrews Place, Los Angeles, CA 90047	Pacific	8	175	194	369	402	613	1,015	318	58
77 Delano R.C.	15100 Erwin St., Van Nuys, CA 91411	Valley	6	179	106	285	620	575	1,195	189	189
78 North Hollywood R.C.	11430 Chandler Blvd, North Hollywood, CA 91601	Valley	2	92	123	215	376	435	811	303	115
79 Lanark R.C.	21816 Lanark St, Canoga Park, CA 91305	Valley	3	191	404	595	574	1,025	1,599	707	256
80 Ritchie Valens R.C.	10736 Laurel Canyon Blvd, Pacoima, CA 91331	Valley	7	190	354	544	528	1,708	2,236	665	135
81 Jim Gilliam R.C.	4000 S. La Brea Avenue, Los Angeles, CA 90008	Pacific	10	11	34	45	27	106	133	14	0
Subtotal Recreation Centers - Pre-qualified				7,120	13,615	20,735	23,681	38,244	61,925	20,117	6,802

PROJECT PLAN
YOUTH SPORT PARTNERSHIP



Attachment 3a: Detail Recreation Centers

DOCUMENT NO.: LA28-003
FISCAL YEAR: 2022/2023

RECREATION CENTERS - Pre-qualified				Summer 2022 Estimated Enrollment Totals			
Facility	Address	Region	CD	Estimated Enrollment - Sports Leagues	Estimated \$ Classes \$80	Estimated \$ Sports Leagues \$180	Estimated Total Classes + Sports Leagues
1 Hoover R.C.	1010 W. 25th St., Los Angeles, CA 90007	Metro	1	106	\$ 5,120	\$ 19,080	\$ 24,200
2 Expo Center/Roy Anderson R.C.	3980 South Bill Robertson Lane, Los Angeles, CA 90037	Expo	9	1038	\$ 11,680	\$ 186,840	\$ 198,520
3 Macarthur Park R.C.	2230 W. 6th St., Los Angeles, CA 90057	Metro	1	0	\$ -	\$ -	\$ -
4 Toberman R.C.	1725 Toberman St., Los Angeles, CA 90015	Metro	1	10	\$ 2,000	\$ 1,800	\$ 3,800
5 Algin Sutton R.C.	8800 S. Hoover St., Los Angeles, CA 90044	Pacific	8	215	\$ 400	\$ 38,700	\$ 39,100
6 109th Street R.C.	1464 E. 109th St., Los Angeles, CA 90059	Pacific	15	51	\$ 3,600	\$ 9,180	\$ 12,780
7 South Park R.C.	345 East 51st St., Los Angeles, CA 90011	Pacific	9	0	\$ 8,480	\$ -	\$ 8,480
8 Alpine R.C.	817 Yale St., Los Angeles, CA 90012	Metro	1	230	\$ 17,840	\$ 41,400	\$ 59,240
9 Hollenbeck Park R.C.	415 S. St. Louis St., Los Angeles, CA 90033	Metro	14	0	\$ 5,680	\$ -	\$ 5,680
10 Slauson R.C.	5306 S. Compton Ave., Los Angeles, CA 90011	Pacific	9	148	\$ -	\$ 26,640	\$ 26,640
11 Gilbert Lindsay R.C.	429 E. 42nd Pl., Los Angeles, CA 90011	Pacific	9	0	\$ -	\$ -	\$ -
12 Lafayette MultiPurpose Community Cent	625 South Lafayette Park Place, Los Angeles, CA 90011	Metro	10	35	\$ 7,840	\$ 6,300	\$ 14,140
13 Hazard Park R.C.	2230 Norfolk St, Los Angeles, CA 90033	Metro	14	0	\$ -	\$ -	\$ -
14 Trinity R.C.	2415 Trinity St., Los Angeles, CA 90011	Pacific	9	81	\$ 4,320	\$ 14,580	\$ 18,900
15 Mount Carmel R.C.	830 West 70th St., Los Angeles, CA 90044	Pacific	8	43	\$ 10,640	\$ 7,740	\$ 18,380
16 Lincoln Heights R.C.	2303 Workman Street, Los Angeles, CA 90033	Metro	1	145	\$ -	\$ 26,100	\$ 26,100
17 Central R.C.	1357 East 22nd St., Los Angeles, CA 90011	Pacific	9	221	\$ 1,040	\$ 39,780	\$ 40,820
18 Downey R.C.	1772 North Spring St, Los Angeles, CA 90031	Metro	1	85	\$ 1,840	\$ 15,300	\$ 17,140
19 Van Ness R.C.	5720 2nd Avenue, Los Angeles, CA 90043	Pacific	8	0	\$ 11,120	\$ -	\$ 11,120
20 State Street R.C.	716 North State St., Los Angeles, CA 90033	Metro	14	129	\$ 17,120	\$ 23,220	\$ 40,340
21 Evergreen R.C.	2844 E. 2nd St, Los Angeles, CA 90033	Metro	14	571	\$ 880	\$ 102,780	\$ 103,660
22 Wilmington R.C.	325 N. Neptune Ave., Wilmington, CA 90744	Pacific	15	40	\$ -	\$ 7,200	\$ 7,200
23 Lincoln Park R.C.	3501 Valley Blvd, Los Angeles, CA 90031	Metro	1	34	\$ 4,800	\$ 6,120	\$ 10,920
24 Green Meadows R.C.	431 E. 89th St., Los Angeles, CA 90003	Pacific	9	10	\$ -	\$ 1,800	\$ 1,800
25 Seoul International Park	3250 San Marino St., Los Angeles, CA 90006	Pacific	10	650	\$ 1,200	\$ 117,000	\$ 118,200
26 Wabash R.C.	2765 Wabash Ave, Los Angeles, CA 90033	Metro	14	223	\$ -	\$ 40,140	\$ 40,140
27 Normandie R.C.	1550 S. Normandie Avenue, Los Angeles, CA 90006	Metro	1	138	\$ -	\$ 24,840	\$ 24,840
28 Lemon Grove R.C.	4959 Lemon Grove Ave, Los Angeles, CA 90029	Metro	13	59	\$ 13,280	\$ 10,620	\$ 23,900
29 Loren Miller R.C.	2717 Halldale Ave, Los Angeles, CA 90018	Pacific	8	93	\$ 8,880	\$ 16,740	\$ 25,620
30 Sepulveda R.C.	8825 Kester Ave., Panorama City 91405	Valley	6	119	\$ 4,640	\$ 21,420	\$ 26,060
31 Costello R.C.	3141 E. Olympic Bl., Los Angeles, CA 90023	Metro	14	90	\$ 8,000	\$ 16,200	\$ 24,200
32 Jackie Tatum Harvard R.C.	1535 W. 62nd St., Los Angeles, CA 90047	Pacific	8	310	\$ 3,280	\$ 55,800	\$ 59,080
33 Van Nuys R.C.	14301 Vanowen St., Van Nuys, CA 91405	Valley	6	359	\$ 18,320	\$ 64,620	\$ 82,940

Fall 2022 Estimated Enrollment Totals			
Estimated Total Enrollment	Estimated Enrollment - Classes	Estimated Enrollment - Sports Leagues	Estimated \$ Classes \$80
115	115	0	\$ 9,200
109	75	34	\$ 6,000
103	103	0	\$ 8,240
48	38	10	\$ 3,040
45	45	0	\$ 3,600
45	45	0	\$ 3,600
1	1	0	\$ 80
230	184	46	\$ 14,720
95	95	0	\$ 7,600
0	0	0	\$ -
0	0	0	\$ -
95	66	29	\$ 5,280
136	5	131	\$ 400
13	13	0	\$ 1,040
58	54	4	\$ 4,320
8	0	8	\$ -
82	69	13	\$ 5,520
15	15	0	\$ 1,200
97	3	94	\$ 240
269	141	128	\$ 11,280
14	14	0	\$ 1,120
49	23	26	\$ 1,840
151	115	36	\$ 9,200
26	0	26	\$ -
61	61	0	\$ 4,880
0	0	0	\$ -
0	0	0	\$ -
110	110	0	\$ 8,800
0	0	0	\$ -
50	35	15	\$ 2,800
89	89	0	\$ 7,120
111	110	1	\$ 8,800
69	50	19	\$ 4,000

PROJECT PLAN
YOUTH SPORT PARTNERSHIP



Attachment 3a: Detail Recreation Centers

DOCUMENT NO.: LA28-003
FISCAL YEAR: 2022/2023

RECREATION CENTERS - Pre-qualified				Summer 2022 Estimated Enrollment Totals			
Facility	Address	Region	CD	Estimated Enrollment - Sports Leagues	Estimated \$ Classes \$80	Estimated \$ Sports Leagues \$ 180	Estimated Total Classes + Sports Leagues
34 Denker R.C.	1550 West 35th Pl., Los Angeles, CA 90018	Pacific	8	109	\$ 4,800	\$ 19,620	\$ 24,420
35 South Seas House	2301 West 24th St., Los Angeles CA 90018	Metro	10	0	\$ 1,200	\$ -	\$ 1,200
36 Pecan R.C.	127 South Pecan St., Los Angeles, CA 90033	Metro	14	271	\$ -	\$ 48,780	\$ 48,780
37 North Hills Community Park	8756 N. Parthenia Pl, North Hills, CA 91343	Valley	6	85	\$ -	\$ 15,300	\$ 15,300
38 Ross Snyder R.C.	1501 East 41st St., Los Angeles, CA 90011	Pacific	9	76	\$ -	\$ 13,680	\$ 13,680
39 Lincoln Heights Youth Center	2911 Altura Street, Los Angeles, CA 90031	Metro	1	0	\$ -	\$ -	\$ -
40 Fred Roberts R.C.	4700 S. Honduras St., Los Angeles, CA 90011	Pacific	9	46	\$ 4,480	\$ 8,280	\$ 12,760
41 E. Wilmington Greenbelt Community Center	918 North Sanford Ave., Wilmington, CA 90744	Pacific	15	0	\$ -	\$ -	\$ -
42 Martin Luther King, Jr. R.C.	3916 S. Western Avenue, Los Angeles, CA 90062	Pacific	8	0	\$ 3,280	\$ -	\$ 3,280
43 Lake Street Park	227 North Lake St., Los Angeles, CA 90026	Metro	13	261	\$ 7,600	\$ 46,980	\$ 54,580
44 Shatto R.C.	3191 West 4th St, Los Angeles, CA 90020	Metro	13	88	\$ 56,000	\$ 15,840	\$ 71,840
45 Boyle Heights Sports Center	933 South Mott St., Los Angeles, CA 90023	Metro	14	110	\$ -	\$ 19,800	\$ 19,800
46 Andres and Maria Cardenas R.C.	14740 Blythe St., Panorama City, CA 91402	Valley	6	0	\$ -	\$ -	\$ -
47 David M. Gonzales/Pacoima R.C.	10943 Herrick Ave., Pacoima, CA 91331	Valley	7	46	\$ 16,480	\$ 8,280	\$ 24,760
48 Ramon Garcia R.C.	1016 S. Fresno Street, Los Angeles, CA 90023	Metro	14	180	\$ -	\$ 32,400	\$ 32,400
49 Yucca Park Community Center	6671 Yucca St., Los Angeles, CA 90028	Metro	13	0	\$ 15,520	\$ -	\$ 15,520
50 Sun Valley R.C.	8133 Vineland Ave., Sun Valley, CA 91352	Valley	6	346	\$ 33,120	\$ 62,280	\$ 95,400
51 Hollywood R.C.	1122 Cole Ave., Los Angeles, CA 90038	Metro	13	73	\$ 1,520	\$ 13,140	\$ 14,660
52 Vineyard R.C.	2942 Vineyard Ave, Los Angeles, CA 90016	Pacific	10	0	\$ -	\$ -	\$ -
53 Rancho Cienega Sports Complex	5001 Rodeo Rd, Los Angeles, CA 90016	Pacific	10	105	\$ -	\$ 18,900	\$ 18,900
54 Highland Park R.C.	6150 N. Piedmont Avenue, Los Angeles, CA 90042	Metro	1	198	\$ 2,080	\$ 35,640	\$ 37,720
55 Victory-Vineland R.C.	11117 Victory Blvd., North Hollywood, CA 91606	Valley	2	264	\$ 7,440	\$ 47,520	\$ 54,960
56 Cypress Park R.C.	2630 Pepper Ave., Los Angeles, CA 90065	Metro	1	93	\$ 80	\$ 16,740	\$ 16,820
57 Hubert Humphrey R.C.	12560 Filmore St., Pacoima, CA 91331	Valley	7	556	\$ 5,600	\$ 100,080	\$ 105,680
58 Bellevue R.C.	826 Lucile Ave., Los Angeles, CA 90026	Metro	13	186	\$ 5,120	\$ 33,480	\$ 38,600
59 Rose Hill R.C.	4530 Mercury Ave., Los Angeles, CA 90032	Metro	14	134	\$ 3,440	\$ 24,120	\$ 27,560
60 Rio de Los Angeles State Park	1900 N. San Fernando Rd, Los Angeles, CA 90065	Metro	1	114	\$ 13,120	\$ 20,520	\$ 33,640
61 Queen Anne R.C.	1240 West Blvd, Los Angeles, CA 90019	Metro	10	550	\$ 5,520	\$ 99,000	\$ 104,520
62 Banning R.C.	1331 Eubank Ave, Wilmington, CA 90744	Pacific	15	76	\$ 7,600	\$ 13,680	\$ 21,280
63 Echo Park R.C.	1632 Bellevue Ave, Los Angeles, CA 90026	Metro	13	418	\$ 38,320	\$ 75,240	\$ 113,560
64 Glassell Park R.C.	3650 Verdugo Rd., Los Angeles, CA 90065	Metro	1	148	\$ 1,840	\$ 26,640	\$ 28,480
65 Stonehurst R.C.	9901 Dronfield St., Sun Valley, CA 91352	Valley	7	43	\$ 6,320	\$ 7,740	\$ 14,060
66 Sylmar Park R.C.	13109 Borden Ave, Los Angeles, CA 91342	Valley	7	794	\$ 5,840	\$ 142,920	\$ 148,760
67 El Sereno R.C.	4721 Klamath St., Los Angeles, CA 90032	Metro	14	189	\$ 1,840	\$ 34,020	\$ 35,860
68 Rosecrans R.C.	840 W. 149th St., Gardena, CA 90247	Pacific	15	84	\$ 7,600	\$ 15,120	\$ 22,720

Fall 2022 Estimated Enrollment Totals			
Estimated Total Enrollment	Estimated Enrollment - Classes	Estimated Enrollment - Sports Leagues	Estimated \$ Classes \$80
0	0	0	\$ -
8	8	0	\$ 640
75	0	75	\$ -
0	0	0	\$ -
0	0	0	\$ -
411	370	41	\$ 29,600
50	50	0	\$ 4,000
0	0	0	\$ -
180	64	116	\$ 5,120
159	129	30	\$ 10,320
543	319	224	\$ 25,520
0	0	0	\$ -
59	59	0	\$ 4,720
421	223	198	\$ 17,840
0	0	0	\$ -
203	169	34	\$ 13,520
515	461	54	\$ 36,880
14	14	0	\$ 1,120
0	0	0	\$ -
12	8	4	\$ 640
39	39	0	\$ 3,120
463	100	363	\$ 8,000
49	49	0	\$ 3,920
217	213	4	\$ 17,040
82	81	1	\$ 6,480
25	11	14	\$ 880
170	170	0	\$ 13,600
10	10	0	\$ 800
121	121	0	\$ 9,680
449	449	0	\$ 35,920
73	63	10	\$ 5,040
1	0	1	\$ -
232	8	224	\$ 640
292	1	291	\$ 80
164	29	135	\$ 2,320

PROJECT PLAN
YOUTH SPORT PARTNERSHIP



Attachment 3a: Detail Recreation Centers

DOCUMENT NO.: LA28-003
FISCAL YEAR: 2022/2023

RECREATION CENTERS - Pre-qualified				Summer 2022 Estimated Enrollment Totals			
Facility	Address	Region	CD	Estimated Enrollment - Sports Leagues	Estimated \$ Classes \$80	Estimated \$ Sports Leagues \$ 180	Estimated Total Classes + Sports Leagues
69 Chevy Chase R.C.	4165 Chevy Chase Dr., Los Angeles, CA 90039	Metro	13	65	\$ 1,040	\$ 11,700	\$ 12,740
70 Normandale R.C.	22400 S. Halldale Ave., Los Angeles, CA 90501	Pacific	15	71	\$ -	\$ 12,780	\$ 12,780
71 Valley Plaza	12240 Archwood St., North Hollywood, CA 91606	Valley	2	33	\$ 2,240	\$ 5,940	\$ 8,180
72 Reseda R.C.	18411 Victory Blvd, Reseda, CA 91335	Valley	3	105	\$ 15,440	\$ 18,900	\$ 34,340
73 Baldwin Hills R.C.	5401 Highlight Pl., Los Angeles, CA 90016	Pacific	10	311	\$ 720	\$ 55,980	\$ 56,700
74 Fernangeles R.C.	8851 Laurel Canyon Blvd, Sun Valley, CA 91352	Valley	6	376	\$ 30,880	\$ 67,680	\$ 98,560
75 Harbor City R.C.	24901 Frampton Ave, Harbor City, CA 90710	Pacific	15	35	\$ 5,840	\$ 6,300	\$ 12,140
76 St. Andrews R.C.	8701 Saint Andrews Place, Los Angeles, CA 90047	Pacific	8	260	\$ 4,640	\$ 46,800	\$ 51,440
77 Delano R.C.	15100 Erwin St., Van Nuys, CA 91411	Valley	6	0	\$ 15,120	\$ -	\$ 15,120
78 North Hollywood R.C.	11430 Chandler Blvd, North Hollywood, CA 91601	Valley	2	188	\$ 9,200	\$ 33,840	\$ 43,040
79 Lanark R.C.	21816 Lanark St, Canoga Park, CA 91305	Valley	3	451	\$ 20,480	\$ 81,180	\$ 101,660
80 Ritchie Valens R.C.	10736 Laurel Canyon Blvd, Pacoima, CA 91331	Valley	7	530	\$ 10,800	\$ 95,400	\$ 106,200
81 Jim Gilliam R.C.	4000 S. La Brea Avenue, Los Angeles, CA 90008	Pacific	10	14	\$ -	\$ 2,520	\$ 2,520
Subtotal Recreation Centers - Pre-qualified				13,315	\$ 544,160	\$ 2,396,700	\$ 2,940,860

Fall 2022 Estimated Enrollment Totals			
Estimated Total Enrollment	Estimated Enrollment - Classes	Estimated Enrollment - Sports Leagues	Estimated \$ Classes \$80
14	14	0	\$ 1,120
38	0	38	\$ -
291	96	195	\$ 7,680
79	45	34	\$ 3,600
529	126	403	\$ 10,080
607	366	241	\$ 29,280
0	0	0	\$ -
44	44	0	\$ 3,520
466	186	280	\$ 14,880
136	136	0	\$ 10,880
10	10	0	\$ 800
180	89	91	\$ 7,120
20	20	0	\$ 1,600
9,745	6,024	3,721	\$ 481,920

PROJECT PLAN
YOUTH SPORT PARTNERSHIP



Attachment 3a: Detail Recreation Centers

DOCUMENT NO.: LA28-003
FISCAL YEAR: 2022/2023

RECREATION CENTERS - Pre-qualified					
Facility	Address	Region	CD	Estimated \$ Sports Leagues	Estimated Total Classes + Sports Leagues
				\$ 180	
1 Hoover R.C.	1010 W. 25th St., Los Angeles, CA 90007	Metro	1	\$ -	\$ 9,200
2 Expo Center/Roy Anderson R.C.	3980 South Bill Robertson Lane, Los Angeles, CA 90037	Expo	9	\$ 6,120	\$ 12,120
3 Macarthur Park R.C.	2230 W. 6th St., Los Angeles, CA 90057	Metro	1	\$ -	\$ 8,240
4 Toberman R.C.	1725 Toberman St., Los Angeles, CA 90015	Metro	1	\$ 1,800	\$ 4,840
5 Algin Sutton R.C.	8800 S. Hoover St., Los Angeles, CA 90044	Pacific	8	\$ -	\$ 3,600
6 109th Street R.C.	1464 E. 109th St., Los Angeles, CA 90059	Pacific	15	\$ -	\$ 3,600
7 South Park R.C.	345 East 51st St., Los Angeles, CA 90011	Pacific	9	\$ -	\$ 80
8 Alpine R.C.	817 Yale St., Los Angeles, CA 90012	Metro	1	\$ 8,280	\$ 23,000
9 Hollenbeck Park R.C.	415 S. St. Louis St., Los Angeles, CA 90033	Metro	14	\$ -	\$ 7,600
10 Slauson R.C.	5306 S. Compton Ave., Los Angeles, CA 90011	Pacific	9	\$ -	\$ -
11 Gilbert Lindsay R.C.	429 E. 42nd Pl., Los Angeles, CA 90011	Pacific	9	\$ -	\$ -
12 Lafayette MultiPurpose Community Cent	625 South Lafayette Park Place, Los Angeles, CA 90011	Metro	10	\$ 5,220	\$ 10,500
13 Hazard Park R.C.	2230 Norfolk St, Los Angeles, CA 90033	Metro	14	\$ 23,580	\$ 23,980
14 Trinity R.C.	2415 Trinity St., Los Angeles, CA 90011	Pacific	9	\$ -	\$ 1,040
15 Mount Carmel R.C.	830 West 70th St., Los Angeles, CA 90044	Pacific	8	\$ 720	\$ 5,040
16 Lincoln Heights R.C.	2303 Workman Street, Los Angeles, CA 90033	Metro	1	\$ 1,440	\$ 1,440
17 Central R.C.	1357 East 22nd St., Los Angeles, CA 90011	Pacific	9	\$ 2,340	\$ 7,860
18 Downey R.C.	1772 North Spring St, Los Angeles, CA 90031	Metro	1	\$ -	\$ 1,200
19 Van Ness R.C.	5720 2nd Avenue, Los Angeles, CA 90043	Pacific	8	\$ 16,920	\$ 17,160
20 State Street R.C.	716 North State St., Los Angeles, CA 90033	Metro	14	\$ 23,040	\$ 34,320
21 Evergreen R.C.	2844 E. 2nd St, Los Angeles, CA 90033	Metro	14	\$ -	\$ 1,120
22 Wilmington R.C.	325 N. Neptune Ave., Wilmington, CA 90744	Pacific	15	\$ 4,680	\$ 6,520
23 Lincoln Park R.C.	3501 Valley Blvd, Los Angeles, CA 90031	Metro	1	\$ 6,480	\$ 15,680
24 Green Meadows R.C.	431 E. 89th St., Los Angeles, CA 90003	Pacific	9	\$ 4,680	\$ 4,680
25 Seoul International Park	3250 San Marino St., Los Angeles, CA 90006	Pacific	10	\$ -	\$ 4,880
26 Wabash R.C.	2765 Wabash Ave, Los Angeles, CA 90033	Metro	14	\$ -	\$ -
27 Normandie R.C.	1550 S. Normandie Avenue, Los Angeles, CA 90006	Metro	1	\$ -	\$ -
28 Lemon Grove R.C.	4959 Lemon Grove Ave, Los Angeles, CA 90029	Metro	13	\$ -	\$ 8,800
29 Loren Miller R.C.	2717 Halldale Ave, Los Angeles, CA 90018	Pacific	8	\$ -	\$ -
30 Sepulveda R.C.	8825 Kester Ave., Panorama City 91405	Valley	6	\$ 2,700	\$ 5,500
31 Costello R.C.	3141 E. Olympic Bl., Los Angeles, CA 90023	Metro	14	\$ -	\$ 7,120
32 Jackie Tatum Harvard R.C.	1535 W. 62nd St., Los Angeles, CA 90047	Pacific	8	\$ 180	\$ 8,980
33 Van Nuys R.C.	14301 Vanowen St., Van Nuys, CA 91405	Valley	6	\$ 3,420	\$ 7,420

Winter 2023 Estimated Enrollment Totals					
Estimated Total Enrollment	Estimated Enrollment - Classes	Estimated Enrollment - Sports Leagues	Estimated \$ Classes \$80	Estimated \$ Sports Leagues \$ 180	Estimated Total Classes + Sports Leagues
205	111	94	\$ 8,880	\$ 16,920	\$ 25,800
1214	64	1150	\$ 5,120	\$ 207,000	\$ 212,120
33	33	0	\$ 2,640	\$ -	\$ 2,640
139	29	110	\$ 2,320	\$ 19,800	\$ 22,120
146	8	138	\$ 640	\$ 24,840	\$ 25,480
153	93	60	\$ 7,440	\$ 10,800	\$ 18,240
261	261	0	\$ 20,880	\$ -	\$ 20,880
373	164	209	\$ 13,120	\$ 37,620	\$ 50,740
173	173	0	\$ 13,840	\$ -	\$ 13,840
66	0	66	\$ -	\$ 11,880	\$ 11,880
0	0	0	\$ -	\$ -	\$ -
108	80	28	\$ 6,400	\$ 5,040	\$ 11,440
154	0	154	\$ -	\$ 27,720	\$ 27,720
58	18	40	\$ 1,440	\$ 7,200	\$ 8,640
183	135	48	\$ 10,800	\$ 8,640	\$ 19,440
90	0	90	\$ -	\$ 16,200	\$ 16,200
96	23	73	\$ 1,840	\$ 13,140	\$ 14,980
99	14	85	\$ 1,120	\$ 15,300	\$ 16,420
385	211	174	\$ 16,880	\$ 31,320	\$ 48,200
439	106	333	\$ 8,480	\$ 59,940	\$ 68,420
331	78	253	\$ 6,240	\$ 45,540	\$ 51,780
164	20	144	\$ 1,600	\$ 25,920	\$ 27,520
165	89	76	\$ 7,120	\$ 13,680	\$ 20,800
55	0	55	\$ -	\$ 9,900	\$ 9,900
291	75	216	\$ 6,000	\$ 38,880	\$ 44,880
304	11	293	\$ 880	\$ 52,740	\$ 53,620
91	0	91	\$ -	\$ 16,380	\$ 16,380
194	151	43	\$ 12,080	\$ 7,740	\$ 19,820
133	133	0	\$ 10,640	\$ -	\$ 10,640
261	101	160	\$ 8,080	\$ 28,800	\$ 36,880
184	94	90	\$ 7,520	\$ 16,200	\$ 23,720
260	49	211	\$ 3,920	\$ 37,980	\$ 41,900
762	449	313	\$ 35,920	\$ 56,340	\$ 92,260

PROJECT PLAN
YOUTH SPORT PARTNERSHIP



Attachment 3a: Detail Recreation Centers

DOCUMENT NO.: LA28-003
FISCAL YEAR: 2022/2023

RECREATION CENTERS - Pre-qualified					
Facility	Address	Region	CD	Estimated \$ Sports Leagues	Estimated Total Classes + Sports Leagues
				\$ 180	
34 Denker R.C.	1550 West 35th Pl., Los Angeles, CA 90018	Pacific	8	\$ -	\$ -
35 South Seas House	2301 West 24th St., Los Angeles CA 90018	Metro	10	\$ -	\$ 640
36 Pecan R.C.	127 South Pecan St., Los Angeles, CA 90033	Metro	14	\$ 13,500	\$ 13,500
37 North Hills Community Park	8756 N. Parthenia Pl, North Hills, CA 91343	Valley	6	\$ -	\$ -
38 Ross Snyder R.C.	1501 East 41st St., Los Angeles, CA 90011	Pacific	9	\$ -	\$ -
39 Lincoln Heights Youth Center	2911 Altura Street, Los Angeles, CA 90031	Metro	1	\$ 7,380	\$ 36,980
40 Fred Roberts R.C.	4700 S. Honduras St., Los Angeles, CA 90011	Pacific	9	\$ -	\$ 4,000
41 E. Wilmington Greenbelt Community Center	918 North Sanford Ave., Wilmington, CA 90744	Pacific	15	\$ -	\$ -
42 Martin Luther King, Jr. R.C.	3916 S. Western Avenue, Los Angeles, CA 90062	Pacific	8	\$ 20,880	\$ 26,000
43 Lake Street Park	227 North Lake St., Los Angeles, CA 90026	Metro	13	\$ 5,400	\$ 15,720
44 Shatto R.C.	3191 West 4th St, Los Angeles, CA 90020	Metro	13	\$ 40,320	\$ 65,840
45 Boyle Heights Sports Center	933 South Mott St., Los Angeles, CA 90023	Metro	14	\$ -	\$ -
46 Andres and Maria Cardenas R.C.	14740 Blythe St., Panorama City, CA 91402	Valley	6	\$ -	\$ 4,720
47 David M. Gonzales/Pacoima R.C.	10943 Herrick Ave., Pacoima, CA 91331	Valley	7	\$ 35,640	\$ 53,480
48 Ramon Garcia R.C.	1016 S. Fresno Street, Los Angeles, CA 90023	Metro	14	\$ -	\$ -
49 Yucca Park Community Center	6671 Yucca St., Los Angeles, CA 90028	Metro	13	\$ 6,120	\$ 19,640
50 Sun Valley R.C.	8133 Vineland Ave., Sun Valley, CA 91352	Valley	6	\$ 9,720	\$ 46,600
51 Hollywood R.C.	1122 Cole Ave., Los Angeles, CA 90038	Metro	13	\$ -	\$ 1,120
52 Vineyard R.C.	2942 Vineyard Ave, Los Angeles, CA 90016	Pacific	10	\$ -	\$ -
53 Rancho Cienega Sports Complex	5001 Rodeo Rd, Los Angeles, CA 90016	Pacific	10	\$ 720	\$ 1,360
54 Highland Park R.C.	6150 N. Piedmont Avenue, Los Angeles, CA 90042	Metro	1	\$ -	\$ 3,120
55 Victory-Vineland R.C.	11117 Victory Blvd., North Hollywood, CA 91606	Valley	2	\$ 65,340	\$ 73,340
56 Cypress Park R.C.	2630 Pepper Ave., Los Angeles, CA 90065	Metro	1	\$ -	\$ 3,920
57 Hubert Humphrey R.C.	12560 Filmore St., Pacoima, CA 91331	Valley	7	\$ 720	\$ 17,760
58 Bellevue R.C.	826 Lucile Ave., Los Angeles, CA 90026	Metro	13	\$ 180	\$ 6,660
59 Rose Hill R.C.	4530 Mercury Ave., Los Angeles, CA 90032	Metro	14	\$ 2,520	\$ 3,400
60 Rio de Los Angeles State Park	1900 N. San Fernando Rd, Los Angeles, CA 90065	Metro	1	\$ -	\$ 13,600
61 Queen Anne R.C.	1240 West Blvd, Los Angeles, CA 90019	Metro	10	\$ -	\$ 800
62 Banning R.C.	1331 Eubank Ave, Wilmington, CA 90744	Pacific	15	\$ -	\$ 9,680
63 Echo Park R.C.	1632 Bellevue Ave, Los Angeles, CA 90026	Metro	13	\$ -	\$ 35,920
64 Glassell Park R.C.	3650 Verdugo Rd., Los Angeles, CA 90065	Metro	1	\$ 1,800	\$ 6,840
65 Stonehurst R.C.	9901 Dronfield St., Sun Valley, CA 91352	Valley	7	\$ 180	\$ 180
66 Sylmar Park R.C.	13109 Borden Ave, Los Angeles, CA 91342	Valley	7	\$ 40,320	\$ 40,960
67 El Sereno R.C.	4721 Klamath St., Los Angeles, CA 90032	Metro	14	\$ 52,380	\$ 52,460
68 Rosecrans R.C.	840 W. 149th St., Gardena, CA 90247	Pacific	15	\$ 24,300	\$ 26,620

Winter 2023 Estimated Enrollment Totals					
Estimated Total Enrollment	Estimated Enrollment - Classes	Estimated Enrollment - Sports Leagues	Estimated \$ Classes \$80	Estimated \$ Sports Leagues \$ 180	Estimated Total Classes + Sports Leagues
226	51	175	\$ 4,080	\$ 31,500	\$ 35,580
29	29	0	\$ 2,320	\$ -	\$ 2,320
189	3	186	\$ 240	\$ 33,480	\$ 33,720
14	0	14	\$ -	\$ 2,520	\$ 2,520
150	0	150	\$ -	\$ 27,000	\$ 27,000
494	404	90	\$ 32,320	\$ 16,200	\$ 48,520
143	109	34	\$ 8,720	\$ 6,120	\$ 14,840
10	10	0	\$ 800	\$ -	\$ 800
156	98	58	\$ 7,840	\$ 10,440	\$ 18,280
286	110	176	\$ 8,800	\$ 31,680	\$ 40,480
371	170	201	\$ 13,600	\$ 36,180	\$ 49,780
79	23	56	\$ 1,840	\$ 10,080	\$ 11,920
73	73	0	\$ 5,840	\$ -	\$ 5,840
373	209	164	\$ 16,720	\$ 29,520	\$ 46,240
250	30	220	\$ 2,400	\$ 39,600	\$ 42,000
210	196	14	\$ 15,680	\$ 2,520	\$ 18,200
911	433	478	\$ 34,640	\$ 86,040	\$ 120,680
41	30	11	\$ 2,400	\$ 1,980	\$ 4,380
38	0	38	\$ -	\$ 6,840	\$ 6,840
55	0	55	\$ -	\$ 9,900	\$ 9,900
227	21	206	\$ 1,680	\$ 37,080	\$ 38,760
324	43	281	\$ 3,440	\$ 50,580	\$ 54,020
362	149	213	\$ 11,920	\$ 38,340	\$ 50,260
300	121	179	\$ 9,680	\$ 32,220	\$ 41,900
306	51	255	\$ 4,080	\$ 45,900	\$ 49,980
93	28	65	\$ 2,240	\$ 11,700	\$ 13,940
174	171	3	\$ 13,680	\$ 540	\$ 14,220
395	95	300	\$ 7,600	\$ 54,000	\$ 61,600
176	76	100	\$ 6,080	\$ 18,000	\$ 24,080
779	411	368	\$ 32,880	\$ 66,240	\$ 99,120
168	14	154	\$ 1,120	\$ 27,720	\$ 28,840
202	198	4	\$ 15,840	\$ 720	\$ 16,560
423	10	413	\$ 800	\$ 74,340	\$ 75,140
327	19	308	\$ 1,520	\$ 55,440	\$ 56,960
290	165	125	\$ 13,200	\$ 22,500	\$ 35,700

PROJECT PLAN
YOUTH SPORT PARTNERSHIP



Attachment 3a: Detail Recreation Centers

DOCUMENT NO.: LA28-003
FISCAL YEAR: 2022/2023

RECREATION CENTERS - Pre-qualified					
Facility	Address	Region	CD	Estimated \$ Sports Leagues	Estimated Total Classes + Sports Leagues
				\$ 180	
69 Chevy Chase R.C.	4165 Chevy Chase Dr., Los Angeles, CA 90039	Metro	13	\$ -	\$ 1,120
70 Normandale R.C.	22400 S. Halldale Ave., Los Angeles, CA 90501	Pacific	15	\$ 6,840	\$ 6,840
71 Valley Plaza	12240 Archwood St., North Hollywood, CA 91606	Valley	2	\$ 35,100	\$ 42,780
72 Reseda R.C.	18411 Victory Blvd, Reseda, CA 91335	Valley	3	\$ 6,120	\$ 9,720
73 Baldwin Hills R.C.	5401 Highlight Pl., Los Angeles, CA 90016	Pacific	10	\$ 72,540	\$ 82,620
74 Fernangeles R.C.	8851 Laurel Canyon Blvd, Sun Valley, CA 91352	Valley	6	\$ 43,380	\$ 72,660
75 Harbor City R.C.	24901 Frampton Ave, Harbor City, CA 90710	Pacific	15	\$ -	\$ -
76 St. Andrews R.C.	8701 Saint Andrews Place, Los Angeles, CA 90047	Pacific	8	\$ -	\$ 3,520
77 Delano R.C.	15100 Erwin St., Van Nuys, CA 91411	Valley	6	\$ 50,400	\$ 65,280
78 North Hollywood R.C.	11430 Chandler Blvd, North Hollywood, CA 91601	Valley	2	\$ -	\$ 10,880
79 Lanark R.C.	21816 Lanark St, Canoga Park, CA 91305	Valley	3	\$ -	\$ 800
80 Ritchie Valens R.C.	10736 Laurel Canyon Blvd, Pacoima, CA 91331	Valley	7	\$ 16,380	\$ 23,500
81 Jim Gilliam R.C.	4000 S. La Brea Avenue, Los Angeles, CA 90008	Pacific	10	\$ -	\$ 1,600
Subtotal Recreation Centers - Pre-qualified				\$ 669,780	\$ 1,151,700

Winter 2023 Estimated Enrollment Totals					
Estimated Total Enrollment	Estimated Enrollment - Classes	Estimated Enrollment - Sports Leagues	Estimated \$ Classes \$80	Estimated \$ Sports Leagues \$ 180	Estimated Total Classes + Sports Leagues
184	26	158	\$ 2,080	\$ 28,440	\$ 30,520
113	0	113	\$ -	\$ 20,340	\$ 20,340
189	35	154	\$ 2,800	\$ 27,720	\$ 30,520
171	171	0	\$ 13,680	\$ -	\$ 13,680
724	101	623	\$ 8,080	\$ 112,140	\$ 120,220
864	368	496	\$ 29,440	\$ 89,280	\$ 118,720
90	0	90	\$ -	\$ 16,200	\$ 16,200
447	183	264	\$ 14,640	\$ 47,520	\$ 62,160
482	176	306	\$ 14,080	\$ 55,080	\$ 69,160
307	104	203	\$ 8,320	\$ 36,540	\$ 44,860
538	213	325	\$ 17,040	\$ 58,500	\$ 75,540
1270	199	1071	\$ 15,920	\$ 192,780	\$ 208,700
76	0	76	\$ -	\$ 13,680	\$ 13,680
21,669	7,899	13,770	\$ 631,920	\$ 2,478,600	\$ 3,110,520

PROJECT PLAN
YOUTH SPORT PARTNERSHIP



Attachment 3a: Detail Recreation Centers

DOCUMENT NO.: LA28-003
FISCAL YEAR: 2022/2023

RECREATION CENTERS - Pre-qualified				Spring 2023 Estimated Enrollment Totals					
Facility	Address	Region	CD	Estimated Total Enrollment	Estimated Enrollment - Classes	Estimated Enrollment - Sports Leagues	Estimated \$ Classes \$80	Estimated \$ Sports Leagues \$ 180	Estimated Total Classes + Sports Leagues
1 Hoover R.C.	1010 W. 25th St., Los Angeles, CA 90007	Metro	1	163	163	0	\$ 13,040	\$ -	\$ 13,040
2 Expo Center/Roy Anderson R.C.	3980 South Bill Robertson Lane, Los Angeles, CA 90037	Expo	9	1127	249	878	\$ 19,920	\$ 158,040	\$ 177,960
3 Macarthur Park R.C.	2230 W. 6th St., Los Angeles, CA 90057	Metro	1	32	23	9	\$ 1,840	\$ 1,620	\$ 3,460
4 Toberman R.C.	1725 Toberman St., Los Angeles, CA 90015	Metro	1	165	91	74	\$ 7,280	\$ 13,320	\$ 20,600
5 Algin Sutton R.C.	8800 S. Hoover St., Los Angeles, CA 90044	Pacific	8	192	6	186	\$ 480	\$ 33,480	\$ 33,960
6 109th Street R.C.	1464 E. 109th St., Los Angeles, CA 90059	Pacific	15	183	40	143	\$ 3,200	\$ 25,740	\$ 28,940
7 South Park R.C.	345 East 51st St., Los Angeles, CA 90011	Pacific	9	337	314	23	\$ 25,120	\$ 4,140	\$ 29,260
8 Alpine R.C.	817 Yale St., Los Angeles, CA 90012	Metro	1	346	233	113	\$ 18,640	\$ 20,340	\$ 38,980
9 Hollenbeck Park R.C.	415 S. St. Louis St., Los Angeles, CA 90033	Metro	14	231	231	0	\$ 18,480	\$ -	\$ 18,480
10 Slauson R.C.	5306 S. Compton Ave., Los Angeles, CA 90011	Pacific	9	106	40	66	\$ 3,200	\$ 11,880	\$ 15,080
11 Gilbert Lindsay R.C.	429 E. 42nd Pl., Los Angeles, CA 90011	Pacific	9	1	1	0	\$ 80	\$ -	\$ 80
12 Lafayette MultiPurpose Community Cent	625 South Lafayette Park Place, Los Angeles, CA 90011	Metro	10	101	73	28	\$ 5,840	\$ 5,040	\$ 10,880
13 Hazard Park R.C.	2230 Norfolk St, Los Angeles, CA 90033	Metro	14	236	0	236	\$ -	\$ 42,480	\$ 42,480
14 Trinity R.C.	2415 Trinity St., Los Angeles, CA 90011	Pacific	9	61	45	16	\$ 3,600	\$ 2,880	\$ 6,480
15 Mount Carmel R.C.	830 West 70th St., Los Angeles, CA 90044	Pacific	8	158	134	24	\$ 10,720	\$ 4,320	\$ 15,040
16 Lincoln Heights R.C.	2303 Workman Street, Los Angeles, CA 90033	Metro	1	154	3	151	\$ 240	\$ 27,180	\$ 27,420
17 Central R.C.	1357 East 22nd St., Los Angeles, CA 90011	Pacific	9	203	40	163	\$ 3,200	\$ 29,340	\$ 32,540
18 Downey R.C.	1772 North Spring St, Los Angeles, CA 90031	Metro	1	337	76	261	\$ 6,080	\$ 46,980	\$ 53,060
19 Van Ness R.C.	5720 2nd Avenue, Los Angeles, CA 90043	Pacific	8	301	66	235	\$ 5,280	\$ 42,300	\$ 47,580
20 State Street R.C.	716 North State St., Los Angeles, CA 90033	Metro	14	412	168	244	\$ 13,440	\$ 43,920	\$ 57,360
21 Evergreen R.C.	2844 E. 2nd St, Los Angeles, CA 90033	Metro	14	419	48	371	\$ 3,840	\$ 66,780	\$ 70,620
22 Wilmington R.C.	325 N. Neptune Ave., Wilmington, CA 90744	Pacific	15	215	6	209	\$ 480	\$ 37,620	\$ 38,100
23 Lincoln Park R.C.	3501 Valley Blvd, Los Angeles, CA 90031	Metro	1	320	91	229	\$ 7,280	\$ 41,220	\$ 48,500
24 Green Meadows R.C.	431 E. 89th St., Los Angeles, CA 90003	Pacific	9	58	0	58	\$ -	\$ 10,440	\$ 10,440
25 Seoul International Park	3250 San Marino St., Los Angeles, CA 90006	Pacific	10	254	74	180	\$ 5,920	\$ 32,400	\$ 38,320
26 Wabash R.C.	2765 Wabash Ave, Los Angeles, CA 90033	Metro	14	164	0	164	\$ -	\$ 29,520	\$ 29,520
27 Normandie R.C.	1550 S. Normandie Avenue, Los Angeles, CA 90006	Metro	1	343	0	343	\$ -	\$ 61,740	\$ 61,740
28 Lemon Grove R.C.	4959 Lemon Grove Ave, Los Angeles, CA 90029	Metro	13	245	140	105	\$ 11,200	\$ 18,900	\$ 30,100
29 Loren Miller R.C.	2717 Halldale Ave, Los Angeles, CA 90018	Pacific	8	138	29	109	\$ 2,320	\$ 19,620	\$ 21,940
30 Sepulveda R.C.	8825 Kester Ave., Panorama City 91405	Valley	6	51	50	1	\$ 4,000	\$ 180	\$ 4,180
31 Costello R.C.	3141 E. Olympic Bl., Los Angeles, CA 90023	Metro	14	341	121	220	\$ 9,680	\$ 39,600	\$ 49,280
32 Jackie Tatum Harvard R.C.	1535 W. 62nd St., Los Angeles, CA 90047	Pacific	8	345	130	215	\$ 10,400	\$ 38,700	\$ 49,100
33 Van Nuys R.C.	14301 Vanowen St., Van Nuys, CA 91405	Valley	6	1004	823	181	\$ 65,840	\$ 32,580	\$ 98,420

Estimated Total Enrollment	Estimated Enrollment - Classes
653	453
3634	534
168	159
387	183
603	64
477	223
705	682
1402	804
570	570
320	40
1	1
437	317
526	5
267	130
575	456
397	3
615	145
559	128
922	419
1463	629
1346	151
468	49
730	355
149	0
1271	225
691	11
572	0
774	567
475	273
539	244
804	404
1067	330
2423	1551

PROJECT PLAN
YOUTH SPORT PARTNERSHIP



Attachment 3a: Detail Recreation Centers

DOCUMENT NO.: LA28-003
FISCAL YEAR: 2022/2023

RECREATION CENTERS - Pre-qualified				Spring 2023 Estimated Enrollment Totals					
Facility	Address	Region	CD	Estimated Total Enrollment	Estimated Enrollment - Classes	Estimated Enrollment - Sports Leagues	Estimated \$ Classes \$80	Estimated \$ Sports Leagues \$ 180	Estimated Total Classes + Sports Leagues
34 Denker R.C.	1550 West 35th Pl., Los Angeles, CA 90018	Pacific	8	219	54	165	\$ 4,320	\$ 29,700	\$ 34,020
35 South Seas House	2301 West 24th St., Los Angeles CA 90018	Metro	10	25	25	0	\$ 2,000	\$ -	\$ 2,000
36 Pecan R.C.	127 South Pecan St., Los Angeles, CA 90033	Metro	14	475	0	475	\$ -	\$ 85,500	\$ 85,500
37 North Hills Community Park	8756 N. Parthenia Pl, North Hills, CA 91343	Valley	6	146	0	146	\$ -	\$ 26,280	\$ 26,280
38 Ross Snyder R.C.	1501 East 41st St., Los Angeles, CA 90011	Pacific	9	203	0	203	\$ -	\$ 36,540	\$ 36,540
39 Lincoln Heights Youth Center	2911 Altura Street, Los Angeles, CA 90031	Metro	1	0	0	0	\$ -	\$ -	\$ -
40 Fred Roberts R.C.	4700 S. Honduras St., Los Angeles, CA 90011	Pacific	9	149	138	11	\$ 11,040	\$ 1,980	\$ 13,020
41 E. Wilmington Greenbelt Community Center	918 North Sanford Ave., Wilmington, CA 90744	Pacific	15	10	10	0	\$ 800	\$ -	\$ 800
42 Martin Luther King, Jr. R.C.	3916 S. Western Avenue, Los Angeles, CA 90062	Pacific	8	170	79	91	\$ 6,320	\$ 16,380	\$ 22,700
43 Lake Street Park	227 North Lake St., Los Angeles, CA 90026	Metro	13	219	134	85	\$ 10,720	\$ 15,300	\$ 26,020
44 Shatto R.C.	3191 West 4th St, Los Angeles, CA 90020	Metro	13	425	219	206	\$ 17,520	\$ 37,080	\$ 54,600
45 Boyle Heights Sports Center	933 South Mott St., Los Angeles, CA 90023	Metro	14	219	0	219	\$ -	\$ 39,420	\$ 39,420
46 Andres and Maria Cardenas R.C.	14740 Blythe St., Panorama City, CA 91402	Valley	6	188	188	0	\$ 15,040	\$ -	\$ 15,040
47 David M. Gonzales/Pacoima R.C.	10943 Herrick Ave., Pacoima, CA 91331	Valley	7	588	204	384	\$ 16,320	\$ 69,120	\$ 85,440
48 Ramon Garcia R.C.	1016 S. Fresno Street, Los Angeles, CA 90023	Metro	14	355	16	339	\$ 1,280	\$ 61,020	\$ 62,300
49 Yucca Park Community Center	6671 Yucca St., Los Angeles, CA 90028	Metro	13	224	194	30	\$ 15,520	\$ 5,400	\$ 20,920
50 Sun Valley R.C.	8133 Vineland Ave., Sun Valley, CA 91352	Valley	6	1119	503	616	\$ 40,240	\$ 110,880	\$ 151,120
51 Hollywood R.C.	1122 Cole Ave., Los Angeles, CA 90038	Metro	13	100	50	50	\$ 4,000	\$ 9,000	\$ 13,000
52 Vineyard R.C.	2942 Vineyard Ave, Los Angeles, CA 90016	Pacific	10	3	3	0	\$ 240	\$ -	\$ 240
53 Rancho Cienega Sports Complex	5001 Rodeo Rd, Los Angeles, CA 90016	Pacific	10	75	0	75	\$ -	\$ 13,500	\$ 13,500
54 Highland Park R.C.	6150 N. Piedmont Avenue, Los Angeles, CA 90042	Metro	1	412	49	363	\$ 3,920	\$ 65,340	\$ 69,260
55 Victory-Vineland R.C.	11117 Victory Blvd., North Hollywood, CA 91606	Valley	2	437	39	398	\$ 3,120	\$ 71,640	\$ 74,760
56 Cypress Park R.C.	2630 Pepper Ave., Los Angeles, CA 90065	Metro	1	294	96	198	\$ 7,680	\$ 35,640	\$ 43,320
57 Hubert Humphrey R.C.	12560 Filmore St., Pacoima, CA 91331	Valley	7	937	183	754	\$ 14,640	\$ 135,720	\$ 150,360
58 Bellevue R.C.	826 Lucile Ave., Los Angeles, CA 90026	Metro	13	360	81	279	\$ 6,480	\$ 50,220	\$ 56,700
59 Rose Hill R.C.	4530 Mercury Ave., Los Angeles, CA 90032	Metro	14	265	75	190	\$ 6,000	\$ 34,200	\$ 40,200
60 Rio de Los Angeles State Park	1900 N. San Fernando Rd, Los Angeles, CA 90065	Metro	1	369	203	166	\$ 16,240	\$ 29,880	\$ 46,120
61 Queen Anne R.C.	1240 West Blvd, Los Angeles, CA 90019	Metro	10	424	151	273	\$ 12,080	\$ 49,140	\$ 61,220
62 Banning R.C.	1331 Eubank Ave, Wilmington, CA 90744	Pacific	15	260	140	120	\$ 11,200	\$ 21,600	\$ 32,800
63 Echo Park R.C.	1632 Bellevue Ave, Los Angeles, CA 90026	Metro	13	877	518	359	\$ 41,440	\$ 64,620	\$ 106,060
64 Glassell Park R.C.	3650 Verdugo Rd., Los Angeles, CA 90065	Metro	1	179	23	156	\$ 1,840	\$ 28,080	\$ 29,920
65 Stonehurst R.C.	9901 Dronfield St., Sun Valley, CA 91352	Valley	7	113	105	8	\$ 8,400	\$ 1,440	\$ 9,840
66 Sylmar Park R.C.	13109 Borden Ave, Los Angeles, CA 91342	Valley	7	1284	45	1239	\$ 3,600	\$ 223,020	\$ 226,620
67 El Sereno R.C.	4721 Klamath St., Los Angeles, CA 90032	Metro	14	609	11	598	\$ 880	\$ 107,640	\$ 108,520
68 Rosecrans R.C.	840 W. 149th St., Gardena, CA 90247	Pacific	15	289	19	270	\$ 1,520	\$ 48,600	\$ 50,120

Estimated Total Enrollment	Estimated Enrollment - Classes
614	165
77	77
1010	3
245	0
429	0
905	774
444	353
20	20
547	282
1020	468
2127	1408
408	23
320	320
1634	842
785	46
831	753
3305	1811
247	113
41	3
247	8
902	135
1581	275
799	295
2080	587
998	277
560	157
991	708
1448	325
728	432
3002	1857
591	123
438	382
2806	136
1440	54
922	308

PROJECT PLAN
YOUTH SPORT PARTNERSHIP



Attachment 3a: Detail Recreation Centers

DOCUMENT NO.: LA28-003
FISCAL YEAR: 2022/2023

RECREATION CENTERS - Pre-qualified				Spring 2023 Estimated Enrollment Totals					
Facility	Address	Region	CD	Estimated Total Enrollment	Estimated Enrollment - Classes	Estimated Enrollment - Sports Leagues	Estimated \$ Classes \$80	Estimated \$ Sports Leagues \$ 180	Estimated Total Classes + Sports Leagues
69 Chevy Chase R.C.	4165 Chevy Chase Dr., Los Angeles, CA 90039	Metro	13	75	39	36	\$ 3,120	\$ 6,480	\$ 9,600
70 Normandale R.C.	22400 S. Halldale Ave., Los Angeles, CA 90501	Pacific	15	83	0	83	\$ -	\$ 14,940	\$ 14,940
71 Valley Plaza	12240 Archwood St., North Hollywood, CA 91606	Valley	2	325	69	256	\$ 5,520	\$ 46,080	\$ 51,600
72 Reseda R.C.	18411 Victory Blvd, Reseda, CA 91335	Valley	3	499	115	384	\$ 9,200	\$ 69,120	\$ 78,320
73 Baldwin Hills R.C.	5401 Highlight Pl., Los Angeles, CA 90016	Pacific	10	485	19	466	\$ 1,520	\$ 83,880	\$ 85,400
74 Fernangeles R.C.	8851 Laurel Canyon Blvd, Sun Valley, CA 91352	Valley	6	910	556	354	\$ 44,480	\$ 63,720	\$ 108,200
75 Harbor City R.C.	24901 Frampton Ave, Harbor City, CA 90710	Pacific	15	228	0	228	\$ -	\$ 41,040	\$ 41,040
76 St. Andrews R.C.	8701 Saint Andrews Place, Los Angeles, CA 90047	Pacific	8	462	219	243	\$ 17,520	\$ 43,740	\$ 61,260
77 Delano R.C.	15100 Erwin St., Van Nuys, CA 91411	Valley	6	357	224	133	\$ 17,920	\$ 23,940	\$ 41,860
78 North Hollywood R.C.	11430 Chandler Blvd, North Hollywood, CA 91601	Valley	2	269	115	154	\$ 9,200	\$ 27,720	\$ 36,920
79 Lanark R.C.	21816 Lanark St, Canoga Park, CA 91305	Valley	3	744	239	505	\$ 19,120	\$ 90,900	\$ 110,020
80 Ritchie Valens R.C.	10736 Laurel Canyon Blvd, Pacoima, CA 91331	Valley	7	681	238	443	\$ 19,040	\$ 79,740	\$ 98,780
81 Jim Gilliam R.C.	4000 S. La Brea Avenue, Los Angeles, CA 90008	Pacific	10	57	14	43	\$ 1,120	\$ 7,740	\$ 8,860
Subtotal Recreation Centers - Pre-qualified				25,939	8,910	17,029	\$ 712,800	\$ 3,065,220	\$ 3,778,020

Estimated Total Enrollment	Estimated Enrollment - Classes
351	92
305	0
866	228
1047	524
2058	255
3143	1676
426	73
1271	504
1494	775
1015	470
1999	718
2796	661
167	34
77,470	29,635

PROJECT PLAN
YOUTH SPORT PARTNERSHIP



Attachment 3a: Detail Recreation Centers

DOCUMENT NO.: LA28-003
FISCAL YEAR: 2022/2023

RECREATION CENTERS - Pre-qualified				FY 2022/2023 Estimated Enrollment Totals			
Facility	Address	Region	CD	Estimated Enrollment - Sports Leagues	Estimated \$ Classes \$80	Estimated \$ Sports Leagues \$ 180	Estimated Total Classes + Sports Leagues
1 Hoover R.C.	1010 W. 25th St., Los Angeles, CA 90007	Metro	1	200	\$ 36,240	\$ 36,000	\$ 72,240
2 Expo Center/Roy Anderson R.C.	3980 South Bill Robertson Lane, Los Angeles, CA 90037	Expo	9	3100	\$ 42,720	\$ 558,000	\$ 600,720
3 Macarthur Park R.C.	2230 W. 6th St., Los Angeles, CA 90057	Metro	1	9	\$ 12,720	\$ 1,620	\$ 14,340
4 Toberman R.C.	1725 Toberman St., Los Angeles, CA 90015	Metro	1	204	\$ 14,640	\$ 36,720	\$ 51,360
5 Algin Sutton R.C.	8800 S. Hoover St., Los Angeles, CA 90044	Pacific	8	539	\$ 5,120	\$ 97,020	\$ 102,140
6 109th Street R.C.	1464 E. 109th St., Los Angeles, CA 90059	Pacific	15	254	\$ 17,840	\$ 45,720	\$ 63,560
7 South Park R.C.	345 East 51st St., Los Angeles, CA 90011	Pacific	9	23	\$ 54,560	\$ 4,140	\$ 58,700
8 Alpine R.C.	817 Yale St., Los Angeles, CA 90012	Metro	1	598	\$ 64,320	\$ 107,640	\$ 171,960
9 Hollenbeck Park R.C.	415 S. St. Louis St, Los Angeles, CA 90033	Metro	14	0	\$ 45,600	\$ -	\$ 45,600
10 Slauson R.C.	5306 S. Compton Ave., Los Angeles, CA 90011	Pacific	9	280	\$ 3,200	\$ 50,400	\$ 53,600
11 Gilbert Lindsay R.C.	429 E. 42nd Pl., Los Angeles, CA 90011	Pacific	9	0	\$ 80	\$ -	\$ 80
12 Lafayette MultiPurpose Community Cent	625 South Lafayette Park Place, Los Angeles, CA 90011	Metro	10	120	\$ 25,360	\$ 21,600	\$ 46,960
13 Hazard Park R.C.	2230 Norfolk St, Los Angeles, CA 90033	Metro	14	521	\$ 400	\$ 93,780	\$ 94,180
14 Trinity R.C.	2415 Trinity St., Los Angeles, CA 90011	Pacific	9	137	\$ 10,400	\$ 24,660	\$ 35,060
15 Mount Carmel R.C.	830 West 70th St., Los Angeles, CA 90044	Pacific	8	119	\$ 36,480	\$ 21,420	\$ 57,900
16 Lincoln Heights R.C.	2303 Workman Street, Los Angeles, CA 90033	Metro	1	394	\$ 240	\$ 70,920	\$ 71,160
17 Central R.C.	1357 East 22nd St., Los Angeles, CA 90011	Pacific	9	470	\$ 11,600	\$ 84,600	\$ 96,200
18 Downey R.C.	1772 North Spring St, Los Angeles, CA 90031	Metro	1	431	\$ 10,240	\$ 77,580	\$ 87,820
19 Van Ness R.C.	5720 2nd Avenue, Los Angeles, CA 90043	Pacific	8	503	\$ 33,520	\$ 90,540	\$ 124,060
20 State Street R.C.	716 North State St., Los Angeles, CA 90033	Metro	14	834	\$ 50,320	\$ 150,120	\$ 200,440
21 Evergreen R.C.	2844 E. 2nd St, Los Angeles, CA 90033	Metro	14	1195	\$ 12,080	\$ 215,100	\$ 227,180
22 Wilmington R.C.	325 N. Neptune Ave., Wilmington, CA 90744	Pacific	15	419	\$ 3,920	\$ 75,420	\$ 79,340
23 Lincoln Park R.C.	3501 Valley Blvd, Los Angeles, CA 90031	Metro	1	375	\$ 28,400	\$ 67,500	\$ 95,900
24 Green Meadows R.C.	431 E. 89th St., Los Angeles, CA 90003	Pacific	9	149	\$ -	\$ 26,820	\$ 26,820
25 Seoul International Park	3250 San Marino St., Los Angeles, CA 90006	Pacific	10	1046	\$ 18,000	\$ 188,280	\$ 206,280
26 Wabash R.C.	2765 Wabash Ave, Los Angeles, CA 90033	Metro	14	680	\$ 880	\$ 122,400	\$ 123,280
27 Normandie R.C.	1550 S. Normandie Avenue, Los Angeles, CA 90006	Metro	1	572	\$ -	\$ 102,960	\$ 102,960
28 Lemon Grove R.C.	4959 Lemon Grove Ave, Los Angeles, CA 90029	Metro	13	207	\$ 45,360	\$ 37,260	\$ 82,620
29 Loren Miller R.C.	2717 Halldale Ave, Los Angeles, CA 90018	Pacific	8	202	\$ 21,840	\$ 36,360	\$ 58,200
30 Sepulveda R.C.	8825 Kester Ave., Panorama City 91405	Valley	6	295	\$ 19,520	\$ 53,100	\$ 72,620
31 Costello R.C.	3141 E. Olympic Bl., Los Angeles, CA 90023	Metro	14	400	\$ 32,320	\$ 72,000	\$ 104,320
32 Jackie Tatum Harvard R.C.	1535 W. 62nd St., Los Angeles, CA 90047	Pacific	8	737	\$ 26,400	\$ 132,660	\$ 159,060
33 Van Nuys R.C.	14301 Vanowen St., Van Nuys, CA 91405	Valley	6	872	\$ 124,080	\$ 156,960	\$ 281,040

PROJECT PLAN
YOUTH SPORT PARTNERSHIP



Attachment 3a: Detail Recreation Centers

DOCUMENT NO.: LA28-003
FISCAL YEAR: 2022/2023

RECREATION CENTERS - Pre-qualified				FY 2022/2023 Estimated Enrollment Totals			
Facility	Address	Region	CD	Estimated Enrollment - Sports Leagues	Estimated \$ Classes \$80	Estimated \$ Sports Leagues \$ 180	Estimated Total Classes + Sports Leagues
34 Denker R.C.	1550 West 35th Pl., Los Angeles, CA 90018	Pacific	8	449	\$ 13,200	\$ 80,820	\$ 94,020
35 South Seas House	2301 West 24th St., Los Angeles CA 90018	Metro	10	0	\$ 6,160	\$ -	\$ 6,160
36 Pecan R.C.	127 South Pecan St., Los Angeles, CA 90033	Metro	14	1007	\$ 240	\$ 181,260	\$ 181,500
37 North Hills Community Park	8756 N. Parthenia Pl, North Hills, CA 91343	Valley	6	245	\$ -	\$ 44,100	\$ 44,100
38 Ross Snyder R.C.	1501 East 41st St., Los Angeles, CA 90011	Pacific	9	429	\$ -	\$ 77,220	\$ 77,220
39 Lincoln Heights Youth Center	2911 Altura Street, Los Angeles, CA 90031	Metro	1	131	\$ 61,920	\$ 23,580	\$ 85,500
40 Fred Roberts R.C.	4700 S. Honduras St., Los Angeles, CA 90011	Pacific	9	91	\$ 28,240	\$ 16,380	\$ 44,620
41 E. Wilmington Greenbelt Community Center	918 North Sanford Ave., Wilmington, CA 90744	Pacific	15	0	\$ 1,600	\$ -	\$ 1,600
42 Martin Luther King, Jr. R.C.	3916 S. Western Avenue, Los Angeles, CA 90062	Pacific	8	265	\$ 22,560	\$ 47,700	\$ 70,260
43 Lake Street Park	227 North Lake St., Los Angeles, CA 90026	Metro	13	552	\$ 37,440	\$ 99,360	\$ 136,800
44 Shatto R.C.	3191 West 4th St, Los Angeles, CA 90020	Metro	13	719	\$ 112,640	\$ 129,420	\$ 242,060
45 Boyle Heights Sports Center	933 South Mott St., Los Angeles, CA 90023	Metro	14	385	\$ 1,840	\$ 69,300	\$ 71,140
46 Andres and Maria Cardenas R.C.	14740 Blythe St., Panorama City, CA 91402	Valley	6	0	\$ 25,600	\$ -	\$ 25,600
47 David M. Gonzales/Pacoima R.C.	10943 Herrick Ave., Pacoima, CA 91331	Valley	7	792	\$ 67,360	\$ 142,560	\$ 209,920
48 Ramon Garcia R.C.	1016 S. Fresno Street, Los Angeles, CA 90023	Metro	14	739	\$ 3,680	\$ 133,020	\$ 136,700
49 Yucca Park Community Center	6671 Yucca St., Los Angeles, CA 90028	Metro	13	78	\$ 60,240	\$ 14,040	\$ 74,280
50 Sun Valley R.C.	8133 Vineland Ave., Sun Valley, CA 91352	Valley	6	1494	\$ 144,880	\$ 268,920	\$ 413,800
51 Hollywood R.C.	1122 Cole Ave., Los Angeles, CA 90038	Metro	13	134	\$ 9,040	\$ 24,120	\$ 33,160
52 Vineyard R.C.	2942 Vineyard Ave, Los Angeles, CA 90016	Pacific	10	38	\$ 240	\$ 6,840	\$ 7,080
53 Rancho Cienega Sports Complex	5001 Rodeo Rd, Los Angeles, CA 90016	Pacific	10	239	\$ 640	\$ 43,020	\$ 43,660
54 Highland Park R.C.	6150 N. Piedmont Avenue, Los Angeles, CA 90042	Metro	1	767	\$ 10,800	\$ 138,060	\$ 148,860
55 Victory-Vineland R.C.	11117 Victory Blvd., North Hollywood, CA 91606	Valley	2	1306	\$ 22,000	\$ 235,080	\$ 257,080
56 Cypress Park R.C.	2630 Pepper Ave., Los Angeles, CA 90065	Metro	1	504	\$ 23,600	\$ 90,720	\$ 114,320
57 Hubert Humphrey R.C.	12560 Filmore St., Pacoima, CA 91331	Valley	7	1493	\$ 46,960	\$ 268,740	\$ 315,700
58 Bellevue R.C.	826 Lucile Ave., Los Angeles, CA 90026	Metro	13	721	\$ 22,160	\$ 129,780	\$ 151,940
59 Rose Hill R.C.	4530 Mercury Ave., Los Angeles, CA 90032	Metro	14	403	\$ 12,560	\$ 72,540	\$ 85,100
60 Rio de Los Angeles State Park	1900 N. San Fernando Rd, Los Angeles, CA 90065	Metro	1	283	\$ 56,640	\$ 50,940	\$ 107,580
61 Queen Anne R.C.	1240 West Blvd, Los Angeles, CA 90019	Metro	10	1123	\$ 26,000	\$ 202,140	\$ 228,140
62 Banning R.C.	1331 Eubank Ave, Wilmington, CA 90744	Pacific	15	296	\$ 34,560	\$ 53,280	\$ 87,840
63 Echo Park R.C.	1632 Bellevue Ave, Los Angeles, CA 90026	Metro	13	1145	\$ 148,560	\$ 206,100	\$ 354,660
64 Glassell Park R.C.	3650 Verdugo Rd., Los Angeles, CA 90065	Metro	1	468	\$ 9,840	\$ 84,240	\$ 94,080
65 Stonehurst R.C.	9901 Dronfield St., Sun Valley, CA 91352	Valley	7	56	\$ 30,560	\$ 10,080	\$ 40,640
66 Sylmar Park R.C.	13109 Borden Ave, Los Angeles, CA 91342	Valley	7	2670	\$ 10,880	\$ 480,600	\$ 491,480
67 El Sereno R.C.	4721 Klamath St., Los Angeles, CA 90032	Metro	14	1386	\$ 4,320	\$ 249,480	\$ 253,800
68 Rosecrans R.C.	840 W. 149th St., Gardena, CA 90247	Pacific	15	614	\$ 24,640	\$ 110,520	\$ 135,160

PROJECT PLAN
YOUTH SPORT PARTNERSHIP



Attachment 3a: Detail Recreation Centers

DOCUMENT NO.: LA28-003
FISCAL YEAR: 2022/2023

RECREATION CENTERS - Pre-qualified				FY 2022/2023 Estimated Enrollment Totals			
Facility	Address	Region	CD	Estimated Enrollment - Sports Leagues	Estimated \$ Classes \$80	Estimated \$ Sports Leagues \$ 180	Estimated Total Classes + Sports Leagues
69 Chevy Chase R.C.	4165 Chevy Chase Dr., Los Angeles, CA 90039	Metro	13	259	\$ 7,360	\$ 46,620	\$ 53,980
70 Normandale R.C.	22400 S. Halldale Ave., Los Angeles, CA 90501	Pacific	15	305	\$ -	\$ 54,900	\$ 54,900
71 Valley Plaza	12240 Archwood St., North Hollywood, CA 91606	Valley	2	638	\$ 18,240	\$ 114,840	\$ 133,080
72 Reseda R.C.	18411 Victory Blvd, Reseda, CA 91335	Valley	3	523	\$ 41,920	\$ 94,140	\$ 136,060
73 Baldwin Hills R.C.	5401 Highlight Pl., Los Angeles, CA 90016	Pacific	10	1803	\$ 20,400	\$ 324,540	\$ 344,940
74 Fernangeles R.C.	8851 Laurel Canyon Blvd, Sun Valley, CA 91352	Valley	6	1467	\$ 134,080	\$ 264,060	\$ 398,140
75 Harbor City R.C.	24901 Frampton Ave, Harbor City, CA 90710	Pacific	15	353	\$ 5,840	\$ 63,540	\$ 69,380
76 St. Andrews R.C.	8701 Saint Andrews Place, Los Angeles, CA 90047	Pacific	8	767	\$ 40,320	\$ 138,060	\$ 178,380
77 Delano R.C.	15100 Erwin St., Van Nuys, CA 91411	Valley	6	719	\$ 62,000	\$ 129,420	\$ 191,420
78 North Hollywood R.C.	11430 Chandler Blvd, North Hollywood, CA 91601	Valley	2	545	\$ 37,600	\$ 98,100	\$ 135,700
79 Lanark R.C.	21816 Lanark St, Canoga Park, CA 91305	Valley	3	1281	\$ 57,440	\$ 230,580	\$ 288,020
80 Ritchie Valens R.C.	10736 Laurel Canyon Blvd, Pacoima, CA 91331	Valley	7	2135	\$ 52,880	\$ 384,300	\$ 437,180
81 Jim Gilliam R.C.	4000 S. La Brea Avenue, Los Angeles, CA 90008	Pacific	10	133	\$ 2,720	\$ 23,940	\$ 26,660
Subtotal Recreation Centers - Pre-qualified				47,835	\$ 2,370,800	\$ 8,610,300	\$ 10,981,100

PROJECT PLAN
YOUTH SPORTS/FITNESS PROGRAM



Attachment 3a: Detail Recreation Centers

DOCUMENT NO.: LA28-003
FISCAL YEAR: 2022/2023

RECREATION CENTERS - Non pre-qualified (with self certification)				Summer 2018 Actual Enrollment (Baseline) Totals			Fall 2018 Actual Enrollment (Baseline) Totals			Winter 2019 Actual Enrollment (Baseline) Totals		
Facility	Address	Region	CD	Actual Enrollment (Baseline) - Classes	Actual Enrollment (Baseline) Sports Leagues	Actual (Baseline) Total Enrollment	Actual Enrollment (Baseline) - Classes	Actual Enrollment (Baseline) Sports Leagues	Actual (Baseline) Total Enrollment	Actual Enrollment (Baseline) - Classes	Actual Enrollment (Baseline) Sports Leagues	Actual (Baseline) Total Enrollment
1 Leland R.C.	863 S. Herbert Ave, San Pedro, CA 90731	Pacific	15			0			0			0
2 Montecito Heights R.C.	4545 Homer St., Los Angeles, CA 90031	Metro	1	71	110	181		101	101	93	115	208
3 Lakeview Terrace R.C.	11075 Foothill Blvd, Lakeview Terrace, CA 91342	Valley	7	93	117	210	111	15	126	105	107	212
4 Panorama City R.C.	8600 Hazeltine Ave., Panorama City, CA 91402	Valley	6		78	179	73	45	118	83	56	139
5 Sunland R.C.	8651 Foothill Blvd, Sunland, CA 91040	Valley	7	211	87	298	44		44	175	35	210
6 Elysian Valley R.C.	1811 Ripple St., Los Angeles, CA 90039	Metro	13	29	7	36		73	73		58	58
7 Culver Slauson R.C.	5072 S. Slauson Ave., Culver City, CA 90230	Pacific	11		20	20	7		7			0
8 Westwood R.C.	1350 S. Sepulveda Blvd, Los Angeles, CA 90025	Valley	5	289	399	688	16		16	296	260	556
9 Poinsettia R.C.	7341 Willoughby Ave, Los Angeles, CA 90046	Metro	5	79	33	112	89	18	107	84	56	140
10 Yosemite R.C.	1840 Yosemite Dr., Los Angeles, CA 90041	Metro	14	33	333	366	64	232	296	61	350	411
11 Stoner R.C.	1835 Stoner Ave., Los Angeles, CA 90025	Valley	11	96	87	183	76		76	88	98	186
12 Granada Hills R.C.	16730 Chatsworth St., Granada Hills, CA 91344	Valley	12	251	604	855	47	105	152	68	353	421
13 Van Nuys Sherman Oaks R.C.	14201 Huston St., Sherman Oaks, CA 91423	Valley	2	100	331	431	119	372	491	167	360	527
14 Branford R.C.	13306 Branford St., Arleta, CA 91331	Valley	6		431	431	69		69	8	194	202
15 Woodland Hills R.C.	5858 Shoup Ave., Woodland Hills, CA 91367	Valley	3	374	468	842		7	7	190	1001	1191
16 Winnetka R.C.	8401 Winnetka Ave., Winnetka, CA 91306	Valley	3	217	371	588	16	35	51	125	250	375
17 Peck Park Community Center	560 North Western Ave., San Pedro, CA 90732	Pacific	15	4	153	157	22		22	14	150	164
18 North Weddington R.C.	10844 Acama St., Studio City, CA 91602	Valley	2	16		16	2	122	124	1	302	303
19 Studio City R.C.	12621 Rye St., Studio City, CA 91604	Valley	2	25	375	400	136	26	162	128	463	591
20 Westchester R.C.	7000 W. Manchester Ave., Los Angeles, CA 90045	Pacific	11		279	279		120	120		357	357
21 Tarzana R.C.	5655 Vanalden Ave., Tarzana, CA 91356	Valley	3	26	374	400	19		19	31	173	204
22 Northridge R.C.	18300 Lemarsh St., Northridge, CA 91324	Valley	12	154	335	489		1	1	47	450	497
23 Robertson R.C.	1641 Preuss Rd., Los Angeles, CA 90035	Pacific	5			0			0			0
24 Chatsworth Park South	22360 Devonshire St., Chatsworth, CA 91311	Valley	12	9		9	21		21	24	5	29
25 Carlin G. Smith R.C.	511 West Ave 46, Los Angeles, CA 90065	Metro	1	19		19	35		35	42		42
26 Mar Vista R.C.	11430 Woodbine Ave., Los Angeles, CA 90066	Valley	11	58	509	567			0	107	399	506
27 Eagle Rock R.C.	1100 Eagle Vista Dr., Los Angeles, CA 90041	Metro	14	43	341	384	5		5	50	155	205
28 Shadow Ranch R.C.	22633 Vanowen St, West Hills, CA 91307	Valley	12	137		137	50		50	114		114
29 Pan Pacific Park R.C.	7600 Beverly Blvd., Los Angeles, CA 90036	Metro	4	45	290	335	92	57	149	109	399	508
30 Mason Park R.C.	10500 Mason Ave, Chatsworth, CA 91311	Valley	12	125	233	358		25	25	137	668	805
31 Balboa Sports Complex	17015 Burbank Blvd., Encino, CA 91316	Valley	6	149	630	779	112		112	143	411	554
32 Silver Lake R.C.	1850 West Silver Lake Dr., Los Angeles, CA 90026	Metro	13	103	193	296	32		32	43	647	690
33 Barrington R.C.	333 S. Barrington Ave., Los Angeles, CA 90049	Valley	11	78	249	327	9		9	42	357	399
34 Oakwood R.C.	767 California Ave, Venice, CA 90291	Valley	11	17	70	87		35	35	15	76	91

PROJECT PLAN
YOUTH SPORTS/FITNESS PROGRAM



Attachment 3a: Detail Recreation Centers

DOCUMENT NO.: LA28-003
FISCAL YEAR: 2022/2023

RECREATION CENTERS - Non pre-qualified (with self certification)				Summer 2018 Actual Enrollment (Baseline) Totals			Fall 2018 Actual Enrollment (Baseline) Totals			Winter 2019 Actual Enrollment (Baseline) Totals		
Facility	Address	Region	CD	Actual Enrollment (Baseline) - Classes	Actual Enrollment (Baseline) Sports Leagues	Actual (Baseline) Total Enrollment	Actual Enrollment (Baseline) - Classes	Actual Enrollment (Baseline) Sports Leagues	Actual (Baseline) Total Enrollment	Actual Enrollment (Baseline) - Classes	Actual Enrollment (Baseline) Sports Leagues	Actual (Baseline) Total Enrollment
35 Encino Community Center	4935 Balboa Blvd, Encino, CA 91316	Valley	5	90		90			0	72		72
36 Palms R.C.	2950 Overland Ave., Los Angeles, CA 90064	Valley	5	14	64	78	5		5	10	196	206
37 Bogdanovich R.C.	1920 Cumbre Drive, San Pedro, CA 90732	Pacific	15			0		229	229		442	442
38 Penmar R.C.	1341 Lake St, Los Angeles, CA 90291	Valley	11	10	363	373	43	24	67	43	209	252
39 Rustic Canyon R.C.	601 Latimer Rd., Santa Monica, CA 90402	Valley	11	5		5	9		9	9		9
40 Palisades R.C.	851 Alma Real Dr., Pacific Palisades, CA 90272	Valley	11	37	493	530	18		18	43	1181	1224
41 Cheviot Hills R.C.	2551 Motor Ave., Los Angeles, CA 90064	Valley	5		1275	1275	150		150	104	1712	1816
42 Crestwood Hills R.C.	1000 Hanley Ave., Los Angeles, CA 90049	Valley	11			0			0			0
Subtotal Recreation Centers - Non Pre-qualified (with self certification)				3,108	9,702	12,810	1,491	1,642	3,133	2,871	12,045	14,916
Total Recreation Centers				8,543	20,349	28,892	6,305	4,616	10,921	9,183	23,053	32,236

PROJECT PLAN
YOUTH SPORTS/FITNESS PROGRAM



Attachment 3a: Detail Recreation Centers

DOCUMENT NO.: LA28-003
FISCAL YEAR: 2022/2023

RECREATION CENTERS - Non pre-qualified (with self certification)				Spring 2019 Actual Enrollment (Baseline) Totals			FY 2018/2019 Actual Enrollment (Baseline) Totals				
Facility	Address	Region	CD	Actual Enrollment (Baseline) - Classes	Actual Enrollment (Baseline) Sports Leagues	Actual (Baseline) Total Enrollment	Actual Enrollment (Baseline) - Classes	Actual Enrollment (Baseline) Sports Leagues	Actual (Baseline) Total Enrollment	Estimated Total Enrollment	Estimated Enrollment - Classes
1 Leland R.C.	863 S. Herbert Ave, San Pedro, CA 90731	Pacific	15		52	52	0	52	52	0	0
2 Montecito Heights R.C.	4545 Homer St., Los Angeles, CA 90031	Metro	1	124	289	413	288	615	903	18	7
3 Lakeview Terrace R.C.	11075 Foothill Blvd, Lakeview Terrace, CA 91342	Valley	7	160	88	248	469	327	796	21	9
4 Panorama City R.C.	8600 Hazeltine Ave., Panorama City, CA 91402	Valley	6	96	70	166	353	249	602	18	10
5 Sunland R.C.	8651 Foothill Blvd, Sunland, CA 91040	Valley	7	266	116	382	696	238	934	30	21
6 Elysian Valley R.C.	1811 Ripple St., Los Angeles, CA 90039	Metro	13	59	147	206	88	285	373	4	3
7 Culver Slauson R.C.	5072 S. Slauson Ave., Culver City, CA 90230	Pacific	11			0	7	20	27	2	0
8 Westwood R.C.	1350 S. Sepulveda Blvd, Los Angeles, CA 90025	Valley	5	347	274	621	948	933	1,881	69	29
9 Poinsettia R.C.	7341 Willoughby Ave, Los Angeles, CA 90046	Metro	5	69	61	130	321	168	489	11	8
10 Yosemite R.C.	1840 Yosemite Dr., Los Angeles, CA 90041	Metro	14	59	324	383	217	1239	1456	36	3
11 Stoner R.C.	1835 Stoner Ave., Los Angeles, CA 90025	Valley	11	25	69	94	285	254	539	19	10
12 Granada Hills R.C.	16730 Chatsworth St., Granada Hills, CA 91344	Valley	12	170	548	718	536	1610	2146	85	25
13 Van Nuys Sherman Oaks R.C.	14201 Huston St., Sherman Oaks, CA 91423	Valley	2	20	420	440	406	1483	1889	43	10
14 Branford R.C.	13306 Branford St., Arleta, CA 91331	Valley	6	2	302	304	79	927	1006	43	0
15 Woodland Hills R.C.	5858 Shoup Ave., Woodland Hills, CA 91367	Valley	3	202	358	560	766	1834	2600	84	37
16 Winnetka R.C.	8401 Winnetka Ave., Winnetka, CA 91306	Valley	3	86	241	327	444	897	1341	59	22
17 Peck Park Community Center	560 North Western Ave., San Pedro, CA 90732	Pacific	15	15	186	201	55	489	544	15	0
18 North Weddington R.C.	10844 Acama St., Studio City, CA 91602	Valley	2	6	363	369	25	787	812	2	2
19 Studio City R.C.	12621 Rye St., Studio City, CA 91604	Valley	2	44	297	341	333	1161	1494	41	3
20 Westchester R.C.	7000 W. Manchester Ave., Los Angeles, CA 90045	Pacific	11		86	86	0	842	842	28	0
21 Tarzana R.C.	5655 Vanalden Ave., Tarzana, CA 91356	Valley	3	27	236	263	103	783	886	40	3
22 Northridge R.C.	18300 Lemarsh St., Northridge, CA 91324	Valley	12	74	807	881	275	1593	1868	49	15
23 Robertson R.C.	1641 Preuss Rd., Los Angeles, CA 90035	Pacific	5			0	0	0	0	0	0
24 Chatsworth Park South	22360 Devonshire St., Chatsworth, CA 91311	Valley	12	32	6	38	86	11	97	1	1
25 Carlin G. Smith R.C.	511 West Ave 46, Los Angeles, CA 90065	Metro	1	24		24	120	0	120	2	2
26 Mar Vista R.C.	11430 Woodbine Ave., Los Angeles, CA 90066	Valley	11	53	665	718	218	1573	1791	57	6
27 Eagle Rock R.C.	1100 Eagle Vista Dr., Los Angeles, CA 90041	Metro	14	93	243	336	191	739	930	38	4
28 Shadow Ranch R.C.	22633 Vanowen St, West Hills, CA 91307	Valley	12	107		107	408	0	408	14	14
29 Pan Pacific Park R.C.	7600 Beverly Blvd., Los Angeles, CA 90036	Metro	4	122	287	409	368	1033	1401	34	5
30 Mason Park R.C.	10500 Mason Ave, Chatsworth, CA 91311	Valley	12	228	8	236	490	934	1424	36	13
31 Balboa Sports Complex	17015 Burbank Blvd., Encino, CA 91316	Valley	6	188	282	470	592	1323	1915	78	15
32 Silver Lake R.C.	1850 West Silver Lake Dr., Los Angeles, CA 90026	Metro	13	77	102	179	255	942	1197	29	10
33 Barrington R.C.	333 S. Barrington Ave., Los Angeles, CA 90049	Valley	11	25	248	273	154	854	1008	33	8
34 Oakwood R.C.	767 California Ave, Venice, CA 90291	Valley	11		53	53	32	234	266	9	2

PROJECT PLAN
YOUTH SPORTS/FITNESS PROGRAM



Attachment 3a: Detail Recreation Centers

DOCUMENT NO.: LA28-003
FISCAL YEAR: 2022/2023

RECREATION CENTERS - Non pre-qualified (with self certification)				Spring 2019 Actual Enrollment (Baseline) Totals			FY 2018/2019 Actual Enrollment (Baseline) Totals		
Facility	Address	Region	CD	Actual Enrollment (Baseline) - Classes	Actual Enrollment (Baseline) Sports Leagues	Actual (Baseline) Total Enrollment	Actual Enrollment (Baseline) - Classes	Actual Enrollment (Baseline) Sports Leagues	Actual (Baseline) Total Enrollment
35 Encino Community Center	4935 Balboa Blvd, Encino, CA 91316	Valley	5	132		132	294	0	294
36 Palms R.C.	2950 Overland Ave., Los Angeles, CA 90064	Valley	5	8		8	37	260	297
37 Bogdanovich R.C.	1920 Cumbre Drive, San Pedro, CA 90732	Pacific	15		225	225	0	896	896
38 Penmar R.C.	1341 Lake St, Los Angeles, CA 90291	Valley	11	14	229	243	110	825	935
39 Rustic Canyon R.C.	601 Latimer Rd., Santa Monica, CA 90402	Valley	11	16		16	39	0	39
40 Palisades R.C.	851 Alma Real Dr., Pacific Palisades, CA 90272	Valley	11	118	181	299	216	1855	2071
41 Cheviot Hills R.C.	2551 Motor Ave., Los Angeles, CA 90064	Valley	5	213		213	467	2987	3454
42 Crestwood Hills R.C.	1000 Hanley Ave., Los Angeles, CA 90049	Valley	11			0	0	0	0
Subtotal Recreation Centers - Non Pre-qualified (with self certification)				3,301	7,863	11,164	10,771	31,252	42,023
Total Recreation Centers				10,421	21,478	31,899	34,452	69,496	103,948

Estimated Total Enrollment	Estimated Enrollment - Classes
9	9
7	1
0	0
37	1
1	1
53	4
128	0
0	0
1,283	313
21,400	7,115

PROJECT PLAN
YOUTH SPORTS/FITNESS PROGRAM



Attachment 3a: Detail Recreation Centers

DOCUMENT NO.: LA28-003
FISCAL YEAR: 2022/2023

RECREATION CENTERS - Non pre-qualified (with self certification)				Summer 2022 Estimated Enrollment Totals			
Facility	Address	Region	CD	Estimated Enrollment - Sports Leagues	Estimated \$ Classes \$80	Estimated \$ Sports Leagues 180	Estimated Total Classes + Sports Leagues
1 Leland R.C.	863 S. Herbert Ave, San Pedro, CA 90731	Pacific	15	0	\$ -	\$ -	\$ -
2 Montecito Heights R.C.	4545 Homer St., Los Angeles, CA 90031	Metro	1	11	\$ 560	\$ 1,980	\$ 2,540
3 Lakeview Terrace R.C.	11075 Foothill Blvd, Lakeview Terrace, CA 91342	Valley	7	12	\$ 720	\$ 2,160	\$ 2,880
4 Panorama City R.C.	8600 Hazeltine Ave., Panorama City, CA 91402	Valley	6	8	\$ 800	\$ 1,440	\$ 2,240
5 Sunland R.C.	8651 Foothill Blvd, Sunland, CA 91040	Valley	7	9	\$ 1,680	\$ 1,620	\$ 3,300
6 Elysian Valley R.C.	1811 Ripple St., Los Angeles, CA 90039	Metro	13	1	\$ 240	\$ 180	\$ 420
7 Culver Slauson R.C.	5072 S. Slauson Ave., Culver City, CA 90230	Pacific	11	2	\$ -	\$ 360	360
8 Westwood R.C.	1350 S. Sepulveda Blvd, Los Angeles, CA 90025	Valley	5	40	\$ 2,320	\$ 7,200	9,520
9 Poinsettia R.C.	7341 Willoughby Ave, Los Angeles, CA 90046	Metro	5	3	\$ 640	\$ 540	1,180
10 Yosemite R.C.	1840 Yosemite Dr., Los Angeles, CA 90041	Metro	14	33	\$ 240	\$ 5,940	6,180
11 Stoner R.C.	1835 Stoner Ave., Los Angeles, CA 90025	Valley	11	9	\$ 800	\$ 1,620	2,420
12 Granada Hills R.C.	16730 Chatsworth St., Granada Hills, CA 91344	Valley	12	60	\$ 2,000	\$ 10,800	12,800
13 Van Nuys Sherman Oaks R.C.	14201 Huston St., Sherman Oaks, CA 91423	Valley	2	33	\$ 800	\$ 5,940	6,740
14 Branford R.C.	13306 Branford St., Arleta, CA 91331	Valley	6	43	\$ -	\$ 7,740	7,740
15 Woodland Hills R.C.	5858 Shoup Ave., Woodland Hills, CA 91367	Valley	3	47	\$ 2,960	\$ 8,460	11,420
16 Winnetka R.C.	8401 Winnetka Ave., Winnetka, CA 91306	Valley	3	37	\$ 1,760	\$ 6,660	8,420
17 Peck Park Community Center	560 North Western Ave., San Pedro, CA 90732	Pacific	15	15	\$ -	\$ 2,700	2,700
18 North Weddington R.C.	10844 Acama St., Studio City, CA 91602	Valley	2	0	\$ 160	\$ -	160
19 Studio City R.C.	12621 Rye St., Studio City, CA 91604	Valley	2	38	\$ 240	\$ 6,840	7,080
20 Westchester R.C.	7000 W. Manchester Ave., Los Angeles, CA 90045	Pacific	11	28	\$ -	\$ 5,040	5,040
21 Tarzana R.C.	5655 Vanalden Ave., Tarzana, CA 91356	Valley	3	37	\$ 240	\$ 6,660	6,900
22 Northridge R.C.	18300 Lemarsh St., Northridge, CA 91324	Valley	12	34	\$ 1,200	\$ 6,120	7,320
23 Robertson R.C.	1641 Preuss Rd., Los Angeles, CA 90035	Pacific	5	0	\$ -	\$ -	0
24 Chatsworth Park South	22360 Devonshire St., Chatsworth, CA 91311	Valley	12	0	\$ 80	\$ -	80
25 Carlin G. Smith R.C.	511 West Ave 46, Los Angeles, CA 90065	Metro	1	0	\$ 160	\$ -	160
26 Mar Vista R.C.	11430 Woodbine Ave., Los Angeles, CA 90066	Valley	11	51	\$ 480	\$ 9,180	9,660
27 Eagle Rock R.C.	1100 Eagle Vista Dr., Los Angeles, CA 90041	Metro	14	34	\$ 320	\$ 6,120	6,440
28 Shadow Ranch R.C.	22633 Vanowen St, West Hills, CA 91307	Valley	12	0	\$ 1,120	\$ -	1,120
29 Pan Pacific Park R.C.	7600 Beverly Blvd., Los Angeles, CA 90036	Metro	4	29	\$ 400	\$ 5,220	5,620
30 Mason Park R.C.	10500 Mason Ave, Chatsworth, CA 91311	Valley	12	23	\$ 1,040	\$ 4,140	5,180
31 Balboa Sports Complex	17015 Burbank Blvd., Encino, CA 91316	Valley	6	63	\$ 1,200	\$ 11,340	12,540
32 Silver Lake R.C.	1850 West Silver Lake Dr., Los Angeles, CA 90026	Metro	13	19	\$ 800	\$ 3,420	4,220
33 Barrington R.C.	333 S. Barrington Ave., Los Angeles, CA 90049	Valley	11	25	\$ 640	\$ 4,500	5,140
34 Oakwood R.C.	767 California Ave, Venice, CA 90291	Valley	11	7	\$ 160	\$ 1,260	1,420

Fall 2022 Estimated Enrollment Totals			
Estimated Total Enrollment	Estimated Enrollment - Classes	Estimated Enrollment - Sports Leagues	Estimated \$ Classes \$80
0	0	0	\$ -
10	0	10	\$ -
13	11	2	\$ 880
12	7	5	\$ 560
4	4	0	\$ 320
7	0	7	\$ -
1	1	0	\$ 80
2	2	0	\$ 160
11	9	2	\$ 720
29	6	23	\$ 480
8	8	0	\$ 640
16	5	11	\$ 400
49	12	37	\$ 960
7	7	0	\$ 560
1	0	1	\$ -
6	2	4	\$ 160
2	2	0	\$ 160
12	0	12	\$ -
17	14	3	\$ 1,120
12	0	12	\$ -
2	2	0	\$ 160
0	0	0	\$ -
0	0	0	\$ -
2	2	0	\$ 160
4	4	0	\$ 320
0	0	0	\$ -
1	1	0	\$ 80
5	5	0	\$ 400
15	9	6	\$ 720
3	0	3	\$ -
11	11	0	\$ 880
3	3	0	\$ 240
1	1	0	\$ 80
4	0	4	\$ -

PROJECT PLAN
YOUTH SPORTS/FITNESS PROGRAM



Attachment 3a: Detail Recreation Centers

DOCUMENT NO.: LA28-003
FISCAL YEAR: 2022/2023

RECREATION CENTERS - Non pre-qualified (with self certification)				Summer 2022 Estimated Enrollment Totals			
Facility	Address	Region	CD	Estimated Enrollment - Sports Leagues	Estimated \$ Classes \$80	Estimated \$ Sports Leagues \$ 180	Estimated Total Classes + Sports Leagues
35 Encino Community Center	4935 Balboa Blvd, Encino, CA 91316	Valley	5	0	\$ 720	\$ -	720
36 Palms R.C.	2950 Overland Ave., Los Angeles, CA 90064	Valley	5	6	\$ 80	\$ 1,080	1,160
37 Bogdanovich R.C.	1920 Cumbre Drive, San Pedro, CA 90732	Pacific	15	0	\$ -	\$ -	0
38 Penmar R.C.	1341 Lake St, Los Angeles, CA 90291	Valley	11	36	\$ 80	\$ 6,480	6,560
39 Rustic Canyon R.C.	601 Latimer Rd., Santa Monica, CA 90402	Valley	11	0	\$ 80	\$ -	80
40 Palisades R.C.	851 Alma Real Dr., Pacific Palisades, CA 90272	Valley	11	49	\$ 320	\$ 8,820	9,140
41 Cheviot Hills R.C.	2551 Motor Ave., Los Angeles, CA 90064	Valley	5	128	\$ -	\$ 23,040	23,040
42 Crestwood Hills R.C.	1000 Hanley Ave., Los Angeles, CA 90049	Valley	11	0	\$ -	\$ -	0
Subtotal Recreation Centers - Non Pre-qualified (with self certification)				970	\$ 25,040	\$ 174,600	\$ 199,640
Total Recreation Centers				14,285	\$ 569,200	\$ 2,571,300	\$ 3,140,500

Fall 2022 Estimated Enrollment Totals			
Estimated Total Enrollment	Estimated Enrollment - Classes	Estimated Enrollment - Sports Leagues	Estimated \$ Classes \$80
0	0	0	\$ -
1	1	0	\$ 80
23	0	23	\$ -
6	4	2	\$ 320
1	1	0	\$ 80
2	2	0	\$ 160
15	15	0	\$ 1,200
0	0	0	\$ -
318	151	167	\$ 12,080
10,063	6,175	3,888	\$ 494,000

PROJECT PLAN
YOUTH SPORTS/FITNESS PROGRAM



Attachment 3a: Detail Recreation Centers

DOCUMENT NO.: LA28-003
FISCAL YEAR: 2022/2023

RECREATION CENTERS - Non pre-qualified (with self certification)					
Facility	Address	Region	CD	Estimated \$ Sports Leagues	Estimated Total Classes + Sports Leagues
				\$ 180	
1 Leland R.C.	863 S. Herbert Ave, San Pedro, CA 90731	Pacific	15	\$ -	\$ -
2 Montecito Heights R.C.	4545 Homer St., Los Angeles, CA 90031	Metro	1	\$ 1,800	\$ 1,800
3 Lakeview Terrace R.C.	11075 Foothill Blvd, Lakeview Terrace, CA 91342	Valley	7	\$ 360	\$ 1,240
4 Panorama City R.C.	8600 Hazeltine Ave., Panorama City, CA 91402	Valley	6	\$ 900	\$ 1,460
5 Sunland R.C.	8651 Foothill Blvd, Sunland, CA 91040	Valley	7	\$ -	\$ 320
6 Elysian Valley R.C.	1811 Ripple St., Los Angeles, CA 90039	Metro	13	\$ 1,260	\$ 1,260
7 Culver Slauson R.C.	5072 S. Slauson Ave., Culver City, CA 90230	Pacific	11	\$ -	80
8 Westwood R.C.	1350 S. Sepulveda Blvd, Los Angeles, CA 90025	Valley	5	\$ -	160
9 Poinsettia R.C.	7341 Willoughby Ave, Los Angeles, CA 90046	Metro	5	\$ 360	1,080
10 Yosemite R.C.	1840 Yosemite Dr., Los Angeles, CA 90041	Metro	14	\$ 4,140	4,620
11 Stoner R.C.	1835 Stoner Ave., Los Angeles, CA 90025	Valley	11	\$ -	640
12 Granada Hills R.C.	16730 Chatsworth St., Granada Hills, CA 91344	Valley	12	\$ 1,980	2,380
13 Van Nuys Sherman Oaks R.C.	14201 Huston St., Sherman Oaks, CA 91423	Valley	2	\$ 6,660	7,620
14 Branford R.C.	13306 Branford St., Arleta, CA 91331	Valley	6	\$ -	560
15 Woodland Hills R.C.	5858 Shoup Ave., Woodland Hills, CA 91367	Valley	3	\$ 180	180
16 Winnetka R.C.	8401 Winnetka Ave., Winnetka, CA 91306	Valley	3	\$ 720	880
17 Peck Park Community Center	560 North Western Ave., San Pedro, CA 90732	Pacific	15	\$ -	160
18 North Weddington R.C.	10844 Acama St., Studio City, CA 91602	Valley	2	\$ 2,160	2,160
19 Studio City R.C.	12621 Rye St., Studio City, CA 91604	Valley	2	\$ 540	1,660
20 Westchester R.C.	7000 W. Manchester Ave., Los Angeles, CA 90045	Pacific	11	\$ 2,160	2,160
21 Tarzana R.C.	5655 Vanalden Ave., Tarzana, CA 91356	Valley	3	\$ -	160
22 Northridge R.C.	18300 Lemarsh St., Northridge, CA 91324	Valley	12	\$ -	0
23 Robertson R.C.	1641 Preuss Rd., Los Angeles, CA 90035	Pacific	5	\$ -	0
24 Chatsworth Park South	22360 Devonshire St., Chatsworth, CA 91311	Valley	12	\$ -	160
25 Carlin G. Smith R.C.	511 West Ave 46, Los Angeles, CA 90065	Metro	1	\$ -	320
26 Mar Vista R.C.	11430 Woodbine Ave., Los Angeles, CA 90066	Valley	11	\$ -	0
27 Eagle Rock R.C.	1100 Eagle Vista Dr., Los Angeles, CA 90041	Metro	14	\$ -	80
28 Shadow Ranch R.C.	22633 Vanowen St, West Hills, CA 91307	Valley	12	\$ -	400
29 Pan Pacific Park R.C.	7600 Beverly Blvd., Los Angeles, CA 90036	Metro	4	\$ 1,080	1,800
30 Mason Park R.C.	10500 Mason Ave, Chatsworth, CA 91311	Valley	12	\$ 540	540
31 Balboa Sports Complex	17015 Burbank Blvd., Encino, CA 91316	Valley	6	\$ -	880
32 Silver Lake R.C.	1850 West Silver Lake Dr., Los Angeles, CA 90026	Metro	13	\$ -	240
33 Barrington R.C.	333 S. Barrington Ave., Los Angeles, CA 90049	Valley	11	\$ -	80
34 Oakwood R.C.	767 California Ave, Venice, CA 90291	Valley	11	\$ 720	720

Winter 2023 Estimated Enrollment Totals					
Estimated Total Enrollment	Estimated Enrollment - Classes	Estimated Enrollment - Sports Leagues	Estimated \$ Classes \$80	Estimated \$ Sports Leagues \$ 180	Estimated Total Classes + Sports Leagues
0	0	0	\$ -	\$ -	\$ -
21	9	12	\$ 720	\$ 2,160	\$ 2,880
22	11	11	\$ 880	\$ 1,980	\$ 2,860
14	8	6	\$ 640	\$ 1,080	\$ 1,720
22	18	4	\$ 1,440	\$ 720	\$ 2,160
6	0	6	\$ -	\$ 1,080	\$ 1,080
0	0	0	\$ -	\$ -	0
56	30	26	\$ 2,400	\$ 4,680	7,080
14	8	6	\$ 640	\$ 1,080	1,720
41	6	35	\$ 480	\$ 6,300	6,780
19	9	10	\$ 720	\$ 1,800	2,520
42	7	35	\$ 560	\$ 6,300	6,860
53	17	36	\$ 1,360	\$ 6,480	7,840
20	1	19	\$ 80	\$ 3,420	3,500
119	19	100	\$ 1,520	\$ 18,000	19,520
38	13	25	\$ 1,040	\$ 4,500	5,540
16	1	15	\$ 80	\$ 2,700	2,780
30	0	30	\$ -	\$ 5,400	5,400
59	13	46	\$ 1,040	\$ 8,280	9,320
36	0	36	\$ -	\$ 6,480	6,480
20	3	17	\$ 240	\$ 3,060	3,300
50	5	45	\$ 400	\$ 8,100	8,500
0	0	0	\$ -	\$ -	0
3	2	1	\$ 160	\$ 180	340
4	4	0	\$ 320	\$ -	320
51	11	40	\$ 880	\$ 7,200	8,080
21	5	16	\$ 400	\$ 2,880	3,280
11	11	0	\$ 880	\$ -	880
51	11	40	\$ 880	\$ 7,200	8,080
81	14	67	\$ 1,120	\$ 12,060	13,180
55	14	41	\$ 1,120	\$ 7,380	8,500
69	4	65	\$ 320	\$ 11,700	12,020
40	4	36	\$ 320	\$ 6,480	6,800
10	2	8	\$ 160	\$ 1,440	1,600

PROJECT PLAN
YOUTH SPORTS/FITNESS PROGRAM



Attachment 3a: Detail Recreation Centers

DOCUMENT NO.: LA28-003
FISCAL YEAR: 2022/2023

RECREATION CENTERS - Non pre-qualified (with self certification)					
Facility	Address	Region	CD	Estimated \$ Sports Leagues	Estimated Total Classes + Sports Leagues
				\$ 180	
35 Encino Community Center	4935 Balboa Blvd, Encino, CA 91316	Valley	5	\$ -	0
36 Palms R.C.	2950 Overland Ave., Los Angeles, CA 90064	Valley	5	\$ -	80
37 Bogdanovich R.C.	1920 Cumbre Drive, San Pedro, CA 90732	Pacific	15	\$ 4,140	4,140
38 Penmar R.C.	1341 Lake St, Los Angeles, CA 90291	Valley	11	\$ 360	680
39 Rustic Canyon R.C.	601 Latimer Rd., Santa Monica, CA 90402	Valley	11	\$ -	80
40 Palisades R.C.	851 Alma Real Dr., Pacific Palisades, CA 90272	Valley	11	\$ -	160
41 Cheviot Hills R.C.	2551 Motor Ave., Los Angeles, CA 90064	Valley	5	\$ -	1,200
42 Crestwood Hills R.C.	1000 Hanley Ave., Los Angeles, CA 90049	Valley	11	\$ -	0
Subtotal Recreation Centers - Non Pre-qualified (with self certification)				\$ 30,060	\$ 42,140
Total Recreation Centers				\$ 699,840	\$ 1,193,840

Winter 2023 Estimated Enrollment Totals					
Estimated Total Enrollment	Estimated Enrollment - Classes	Estimated Enrollment - Sports Leagues	Estimated \$ Classes \$80	Estimated \$ Sports Leagues \$ 180	Estimated Total Classes + Sports Leagues
7	7	0	\$ 560	\$ -	560
21	1	20	\$ 80	\$ 3,600	3,680
44	0	44	\$ -	\$ 7,920	7,920
25	4	21	\$ 320	\$ 3,780	4,100
1	1	0	\$ 80	\$ -	80
122	4	118	\$ 320	\$ 21,240	21,560
181	10	171	\$ 800	\$ 30,780	31,580
0	0	0	\$ -	\$ -	0
1,495	287	1,208	\$ 22,960	\$ 217,440	\$ 240,400
23,164	8,186	14,978	\$ 654,880	\$ 2,696,040	\$ 3,350,920

PROJECT PLAN
YOUTH SPORTS/FITNESS PROGRAM



Attachment 3a: Detail Recreation Centers

DOCUMENT NO.: LA28-003
FISCAL YEAR: 2022/2023

RECREATION CENTERS - Non pre-qualified (with self certification)				Spring 2023 Estimated Enrollment Totals							
Facility	Address	Region	CD	Estimated Total Enrollment	Estimated Enrollment - Classes	Estimated Enrollment - Sports Leagues	Estimated \$ Classes \$80	Estimated \$ Sports Leagues \$ 180	Estimated Total Classes + Sports Leagues	Estimated Total Enrollment	Estimated Enrollment - Classes
1 Leland R.C.	863 S. Herbert Ave, San Pedro, CA 90731	Pacific	15	5	0	5	\$ -	\$ 900	\$ 900	5	0
2 Montecito Heights R.C.	4545 Homer St., Los Angeles, CA 90031	Metro	1	41	12	29	\$ 960	\$ 5,220	\$ 6,180	90	28
3 Lakeview Terrace R.C.	11075 Foothill Blvd, Lakeview Terrace, CA 91342	Valley	7	25	16	9	\$ 1,280	\$ 1,620	\$ 2,900	81	47
4 Panorama City R.C.	8600 Hazeltine Ave., Panorama City, CA 91402	Valley	6	17	10	7	\$ 800	\$ 1,260	\$ 2,060	61	35
5 Sunland R.C.	8651 Foothill Blvd, Sunland, CA 91040	Valley	7	39	27	12	\$ 2,160	\$ 2,160	\$ 4,320	95	70
6 Elysian Valley R.C.	1811 Ripple St., Los Angeles, CA 90039	Metro	13	21	6	15	\$ 480	\$ 2,700	\$ 3,180	38	9
7 Culver Slauson R.C.	5072 S. Slauson Ave., Culver City, CA 90230	Pacific	11	0	0	0	\$ -	\$ -	0	3	1
8 Westwood R.C.	1350 S. Sepulveda Blvd, Los Angeles, CA 90025	Valley	5	62	35	27	\$ 2,800	\$ 4,860	7,660	189	96
9 Poinsettia R.C.	7341 Willoughby Ave, Los Angeles, CA 90046	Metro	5	13	7	6	\$ 560	\$ 1,080	1,640	49	32
10 Yosemite R.C.	1840 Yosemite Dr., Los Angeles, CA 90041	Metro	14	38	6	32	\$ 480	\$ 5,760	6,240	144	21
11 Stoner R.C.	1835 Stoner Ave., Los Angeles, CA 90025	Valley	11	10	3	7	\$ 240	\$ 1,260	1,500	56	30
12 Granada Hills R.C.	16730 Chatsworth St., Granada Hills, CA 91344	Valley	12	72	17	55	\$ 1,360	\$ 9,900	11,260	215	54
13 Van Nuys Sherman Oaks R.C.	14201 Huston St., Sherman Oaks, CA 91423	Valley	2	44	2	42	\$ 160	\$ 7,560	7,720	189	41
14 Branford R.C.	13306 Branford St., Arleta, CA 91331	Valley	6	30	0	30	\$ -	\$ 5,400	5,400	100	8
15 Woodland Hills R.C.	5858 Shoup Ave., Woodland Hills, CA 91367	Valley	3	56	20	36	\$ 1,600	\$ 6,480	8,080	260	76
16 Winnetka R.C.	8401 Winnetka Ave., Winnetka, CA 91306	Valley	3	33	9	24	\$ 720	\$ 4,320	5,040	136	46
17 Peck Park Community Center	560 North Western Ave., San Pedro, CA 90732	Pacific	15	21	2	19	\$ 160	\$ 3,420	3,580	54	5
18 North Weddington R.C.	10844 Acama St., Studio City, CA 91602	Valley	2	37	1	36	\$ 80	\$ 6,480	6,560	81	3
19 Studio City R.C.	12621 Rye St., Studio City, CA 91604	Valley	2	34	4	30	\$ 320	\$ 5,400	5,720	151	34
20 Westchester R.C.	7000 W. Manchester Ave., Los Angeles, CA 90045	Pacific	11	9	0	9	\$ -	\$ 1,620	1,620	85	0
21 Tarzana R.C.	5655 Vanalden Ave., Tarzana, CA 91356	Valley	3	27	3	24	\$ 240	\$ 4,320	4,560	89	11
22 Northridge R.C.	18300 Lemarsh St., Northridge, CA 91324	Valley	12	88	7	81	\$ 560	\$ 14,580	15,140	187	27
23 Robertson R.C.	1641 Preuss Rd., Los Angeles, CA 90035	Pacific	5	0	0	0	\$ -	\$ -	0	0	0
24 Chatsworth Park South	22360 Devonshire St., Chatsworth, CA 91311	Valley	12	4	3	1	\$ 240	\$ 180	420	10	8
25 Carlin G. Smith R.C.	511 West Ave 46, Los Angeles, CA 90065	Metro	1	2	2	0	\$ 160	\$ -	160	12	12
26 Mar Vista R.C.	11430 Woodbine Ave., Los Angeles, CA 90066	Valley	11	72	5	67	\$ 400	\$ 12,060	12,460	180	22
27 Eagle Rock R.C.	1100 Eagle Vista Dr., Los Angeles, CA 90041	Metro	14	33	9	24	\$ 720	\$ 4,320	5,040	93	19
28 Shadow Ranch R.C.	22633 Vanowen St, West Hills, CA 91307	Valley	12	11	11	0	\$ 880	\$ -	880	41	41
29 Pan Pacific Park R.C.	7600 Beverly Blvd., Los Angeles, CA 90036	Metro	4	41	12	29	\$ 960	\$ 5,220	6,180	141	37
30 Mason Park R.C.	10500 Mason Ave, Chatsworth, CA 91311	Valley	12	24	23	1	\$ 1,840	\$ 180	2,020	144	50
31 Balboa Sports Complex	17015 Burbank Blvd., Encino, CA 91316	Valley	6	47	19	28	\$ 1,520	\$ 5,040	6,560	191	59
32 Silver Lake R.C.	1850 West Silver Lake Dr., Los Angeles, CA 90026	Metro	13	18	8	10	\$ 640	\$ 1,800	2,440	119	25
33 Barrington R.C.	333 S. Barrington Ave., Los Angeles, CA 90049	Valley	11	28	3	25	\$ 240	\$ 4,500	4,740	102	16
34 Oakwood R.C.	767 California Ave, Venice, CA 90291	Valley	11	5	0	5	\$ -	\$ 900	900	28	4

PROJECT PLAN
YOUTH SPORTS/FITNESS PROGRAM



Attachment 3a: Detail Recreation Centers

DOCUMENT NO.: LA28-003
 FISCAL YEAR: 2022/2023

RECREATION CENTERS - Non pre-qualified (with self certification)				Spring 2023 Estimated Enrollment Totals					
Facility	Address	Region	CD	Estimated Total Enrollment	Estimated Enrollment - Classes	Estimated Enrollment - Sports Leagues	Estimated \$ Classes \$80	Estimated \$ Sports Leagues \$ 180	Estimated Total Classes + Sports Leagues
35 Encino Community Center	4935 Balboa Blvd, Encino, CA 91316	Valley	5	13	13	0	\$ 1,040	\$ -	1,040
36 Palms R.C.	2950 Overland Ave., Los Angeles, CA 90064	Valley	5	1	1	0	\$ 80	\$ -	80
37 Bogdanovich R.C.	1920 Cumbre Drive, San Pedro, CA 90732	Pacific	15	23	0	23	\$ -	\$ 4,140	4,140
38 Penmar R.C.	1341 Lake St, Los Angeles, CA 90291	Valley	11	24	1	23	\$ 80	\$ 4,140	4,220
39 Rustic Canyon R.C.	601 Latimer Rd., Santa Monica, CA 90402	Valley	11	2	2	0	\$ 160	\$ -	160
40 Palisades R.C.	851 Alma Real Dr., Pacific Palisades, CA 90272	Valley	11	30	12	18	\$ 960	\$ 3,240	4,200
41 Cheviot Hills R.C.	2551 Motor Ave., Los Angeles, CA 90064	Valley	5	21	21	0	\$ 1,680	\$ -	1,680
42 Crestwood Hills R.C.	1000 Hanley Ave., Los Angeles, CA 90049	Valley	11	0	0	0	\$ -	\$ -	0
Subtotal Recreation Centers - Non Pre-qualified (with self certification)				1,121	332	789	\$ 26,560	\$ 142,020	\$ 168,580
Total Recreation Centers				27,060	9,242	17,818	\$ 739,360	\$ 3,207,240	\$ 3,946,600

Estimated Total Enrollment	Estimated Enrollment - Classes
29	29
30	4
90	0
92	10
5	5
207	22
345	46
0	0
4,217	1,083
81,687	30,718

PROJECT PLAN
YOUTH SPORTS/FITNESS PROGRAM



Attachment 3a: Detail Recreation Centers

DOCUMENT NO.: LA28-003
FISCAL YEAR: 2022/2023

RECREATION CENTERS - Non pre-qualified (with self certification)				FY 2022/2023 Estimated Enrollment Totals			
Facility	Address	Region	CD	Estimated Enrollment - Sports Leagues	Estimated \$ Classes \$80	Estimated \$ Sports Leagues \$180	Estimated Total Classes + Sports Leagues
1 Leland R.C.	863 S. Herbert Ave, San Pedro, CA 90731	Pacific	15	5	\$ -	\$ 900	\$ 900
2 Montecito Heights R.C.	4545 Homer St., Los Angeles, CA 90031	Metro	1	62	\$ 2,240	\$ 11,160	\$ 13,400
3 Lakeview Terrace R.C.	11075 Foothill Blvd, Lakeview Terrace, CA 91342	Valley	7	34	\$ 3,760	\$ 6,120	\$ 9,880
4 Panorama City R.C.	8600 Hazeltine Ave., Panorama City, CA 91402	Valley	6	26	\$ 2,800	\$ 4,680	\$ 7,480
5 Sunland R.C.	8651 Foothill Blvd, Sunland, CA 91040	Valley	7	25	\$ 5,600	\$ 4,500	\$ 10,100
6 Elysian Valley R.C.	1811 Ripple St., Los Angeles, CA 90039	Metro	13	29	\$ 720	\$ 5,220	\$ 5,940
7 Culver Slauson R.C.	5072 S. Slauson Ave., Culver City, CA 90230	Pacific	11	2	\$ 80	\$ 360	\$ 440
8 Westwood R.C.	1350 S. Sepulveda Blvd, Los Angeles, CA 90025	Valley	5	93	\$ 7,680	\$ 16,740	\$ 24,420
9 Poinsettia R.C.	7341 Willoughby Ave, Los Angeles, CA 90046	Metro	5	17	\$ 2,560	\$ 3,060	\$ 5,620
10 Yosemite R.C.	1840 Yosemite Dr., Los Angeles, CA 90041	Metro	14	123	\$ 1,680	\$ 22,140	\$ 23,820
11 Stoner R.C.	1835 Stoner Ave., Los Angeles, CA 90025	Valley	11	26	\$ 2,400	\$ 4,680	\$ 7,080
12 Granada Hills R.C.	16730 Chatsworth St., Granada Hills, CA 91344	Valley	12	161	\$ 4,320	\$ 28,980	\$ 33,300
13 Van Nuys Sherman Oaks R.C.	14201 Huston St., Sherman Oaks, CA 91423	Valley	2	148	\$ 3,280	\$ 26,640	\$ 29,920
14 Branford R.C.	13306 Branford St., Arleta, CA 91331	Valley	6	92	\$ 640	\$ 16,560	\$ 17,200
15 Woodland Hills R.C.	5858 Shoup Ave., Woodland Hills, CA 91367	Valley	3	184	\$ 6,080	\$ 33,120	\$ 39,200
16 Winnetka R.C.	8401 Winnetka Ave., Winnetka, CA 91306	Valley	3	90	\$ 3,680	\$ 16,200	\$ 19,880
17 Peck Park Community Center	560 North Western Ave., San Pedro, CA 90732	Pacific	15	49	\$ 400	\$ 8,820	\$ 9,220
18 North Weddington R.C.	10844 Acama St., Studio City, CA 91602	Valley	2	78	\$ 240	\$ 14,040	\$ 14,280
19 Studio City R.C.	12621 Rye St., Studio City, CA 91604	Valley	2	117	\$ 2,720	\$ 21,060	\$ 23,780
20 Westchester R.C.	7000 W. Manchester Ave., Los Angeles, CA 90045	Pacific	11	85	\$ -	\$ 15,300	\$ 15,300
21 Tarzana R.C.	5655 Vanalden Ave., Tarzana, CA 91356	Valley	3	78	\$ 880	\$ 14,040	\$ 14,920
22 Northridge R.C.	18300 Lemarsh St., Northridge, CA 91324	Valley	12	160	\$ 2,160	\$ 28,800	\$ 30,960
23 Robertson R.C.	1641 Preuss Rd., Los Angeles, CA 90035	Pacific	5	0	\$ -	\$ -	\$ -
24 Chatsworth Park South	22360 Devonshire St., Chatsworth, CA 91311	Valley	12	2	\$ 640	\$ 360	\$ 1,000
25 Carlin G. Smith R.C.	511 West Ave 46, Los Angeles, CA 90065	Metro	1	0	\$ 960	\$ -	\$ 960
26 Mar Vista R.C.	11430 Woodbine Ave., Los Angeles, CA 90066	Valley	11	158	\$ 1,760	\$ 28,440	\$ 30,200
27 Eagle Rock R.C.	1100 Eagle Vista Dr., Los Angeles, CA 90041	Metro	14	74	\$ 1,520	\$ 13,320	\$ 14,840
28 Shadow Ranch R.C.	22633 Vanowen St, West Hills, CA 91307	Valley	12	0	\$ 3,280	\$ -	\$ 3,280
29 Pan Pacific Park R.C.	7600 Beverly Blvd., Los Angeles, CA 90036	Metro	4	104	\$ 2,960	\$ 18,720	\$ 21,680
30 Mason Park R.C.	10500 Mason Ave, Chatsworth, CA 91311	Valley	12	94	\$ 4,000	\$ 16,920	\$ 20,920
31 Balboa Sports Complex	17015 Burbank Blvd., Encino, CA 91316	Valley	6	132	\$ 4,720	\$ 23,760	\$ 28,480
32 Silver Lake R.C.	1850 West Silver Lake Dr., Los Angeles, CA 90026	Metro	13	94	\$ 2,000	\$ 16,920	\$ 18,920
33 Barrington R.C.	333 S. Barrington Ave., Los Angeles, CA 90049	Valley	11	86	\$ 1,280	\$ 15,480	\$ 16,760
34 Oakwood R.C.	767 California Ave, Venice, CA 90291	Valley	11	24	\$ 320	\$ 4,320	\$ 4,640

PROJECT PLAN

YOUTH SPORTS/FITNESS PROGRAM



Attachment 3a: Detail Recreation Centers

DOCUMENT NO.:

LA28-003

FISCAL YEAR:

2022/2023

RECREATION CENTERS - Non pre-qualified (with self certification)				FY 2022/2023 Estimated Enrollment Totals			
Facility	Address	Region	CD	Estimated Enrollment - Sports Leagues	Estimated \$ Classes \$80	Estimated \$ Sports Leagues \$ 180	Estimated Total Classes + Sports Leagues
35 Encino Community Center	4935 Balboa Blvd, Encino, CA 91316	Valley	5	0	\$ 2,320	\$ -	\$ 2,320
36 Palms R.C.	2950 Overland Ave., Los Angeles, CA 90064	Valley	5	26	\$ 320	\$ 4,680	\$ 5,000
37 Bogdanovich R.C.	1920 Cumbre Drive, San Pedro, CA 90732	Pacific	15	90	\$ -	\$ 16,200	\$ 16,200
38 Penmar R.C.	1341 Lake St, Los Angeles, CA 90291	Valley	11	82	\$ 800	\$ 14,760	\$ 15,560
39 Rustic Canyon R.C.	601 Latimer Rd., Santa Monica, CA 90402	Valley	11	0	\$ 400	\$ -	\$ 400
40 Palisades R.C.	851 Alma Real Dr., Pacific Palisades, CA 90272	Valley	11	185	\$ 1,760	\$ 33,300	\$ 35,060
41 Cheviot Hills R.C.	2551 Motor Ave., Los Angeles, CA 90064	Valley	5	299	\$ 3,680	\$ 53,820	\$ 57,500
42 Crestwood Hills R.C.	1000 Hanley Ave., Los Angeles, CA 90049	Valley	11	0	\$ -	\$ -	\$ -
Subtotal Recreation Centers - Non Pre-qualified (with self certification)				3,134	\$ 86,640	\$ 564,120	\$ 650,760
Total Recreation Centers				50,969	\$ 2,457,440	\$ 9,174,420	\$ 11,631,860

PROJECT PLAN
YOUTH SPORT PARTNERSHIP



Attachment 3b: Rec Centers Activity

DOCUMENT NO.:
FISCAL YEAR:

LA28-003
2022/2023

RECREATION CENTERS - Pre Qualified	CLASSES																			LEAGUES								Grand Total	
	CLASSES													CLINICS						Total Classes									
	Badminton	Boxing	Cheer	Dance	Dodgeball	Fitness/Exercise	Golf	Gymnastics	Kickball	Martial Arts	Tennis	Track & Field	Subtotal	Baseball	Basketball	Flag Football	Soccer/Futsal	Softball	Volleyball		Baseball	Basketball	Flag Football	Roller Hockey	Soccer/Futsal	Softball	Volleyball		Total Leagues
1 Hoover R.C.	-	-	-	176	-	-	-	-	-	277	-	-	453	-	-	-	-	-	-	453	-	-	-	-	191	-	9	200	653
2 Expo Center/Roy Anderson R.C.	-	-	-	40	-	36	-	68	-	238	-	-	382	-	144	8	-	-	-	534	55	720	104	-	1,955	-	266	3,100	3,634
3 Macarthur Park R.C.	-	-	-	53	-	-	-	-	-	-	-	-	53	-	33	-	73	-	-	159	-	-	-	-	9	-	-	9	168
4 Toberman R.C.	-	-	64	-	-	5	-	6	-	-	-	-	75	28	59	9	3	9	-	183	44	110	10	-	-	30	10	204	387
5 Algin Sutton R.C.	-	-	20	18	-	8	-	-	-	-	-	-	46	-	13	-	5	-	-	64	143	138	-	-	214	44	-	539	603
6 109th Street R.C.	-	-	71	29	-	29	-	26	-	4	-	-	159	-	-	-	50	-	14	223	53	65	-	-	118	18	-	254	477
7 South Park R.C.	-	1	-	-	-	-	-	-	-	-	-	-	1	-	-	-	681	-	-	682	23	-	-	-	-	-	-	23	705
8 Alpine R.C.	-	-	-	600	6	-	-	-	-	36	-	-	642	-	162	-	-	-	-	804	-	483	-	-	-	-	115	598	1,402
9 Hollenbeck Park R.C.	-	-	-	253	-	3	-	215	-	99	-	-	570	-	-	-	-	-	-	570	-	-	-	-	-	-	-	-	570
10 Slauson R.C.	-	-	-	-	-	-	-	-	-	-	-	-	-	-	-	-	40	-	-	40	24	66	15	-	132	43	-	280	320
11 Gilbert Lindsay R.C.	-	-	-	-	-	1	-	-	-	-	-	-	1	-	-	-	-	-	-	1	-	-	-	-	-	-	-	-	1
12 Lafayette MultiPurpose Community Center	-	-	-	218	-	9	-	-	-	28	-	-	255	-	9	-	-	-	53	317	-	40	-	-	46	-	34	120	437
13 Hazard Park R.C.	-	-	-	-	-	-	-	-	-	-	-	-	-	-	5	-	-	-	-	5	201	174	-	-	46	96	4	521	526
14 Trinity R.C.	6	-	-	68	-	13	-	9	-	4	-	-	100	-	30	-	-	-	-	130	10	51	-	-	76	-	-	137	267
15 Mount Carmel R.C.	-	31	104	118	-	-	-	-	-	140	-	-	393	-	15	-	48	-	-	456	-	72	-	-	46	-	1	119	575
16 Lincoln Heights R.C.	-	-	-	1	-	-	-	-	-	-	-	-	1	-	2	-	-	-	-	3	11	155	-	-	183	-	45	394	397
17 Central R.C.	-	-	27	6	-	20	-	-	17	-	-	-	70	-	55	9	10	1	-	145	81	92	13	-	223	61	-	470	615
18 Downey R.C.	-	-	-	14	-	5	-	39	-	-	-	-	58	-	1	-	69	-	-	128	104	134	-	-	95	16	82	431	559
19 Van Ness R.C.	-	-	16	127	-	44	-	-	-	35	-	-	222	-	144	3	25	21	4	419	222	174	94	-	-	13	-	503	922
20 State Street R.C.	-	-	14	1	-	3	-	501	1	109	-	-	629	-	-	-	-	-	-	629	104	300	15	-	230	81	104	834	1,463
21 Evergreen R.C.	-	-	-	53	-	-	-	6	-	-	-	-	59	-	9	-	62	21	-	151	447	558	-	-	23	123	44	1,195	1,346
22 Wilmington R.C.	-	-	39	-	-	-	-	-	-	-	-	-	39	-	-	9	-	-	1	49	130	94	3	-	26	93	73	419	468
23 Lincoln Park R.C.	-	8	-	101	-	1	-	245	-	-	-	-	355	-	-	-	-	-	-	355	229	76	1	-	69	-	-	375	730
24 Green Meadows R.C.	-	-	-	-	-	-	-	-	-	-	-	-	-	-	-	-	-	-	-	29	54	10	-	23	29	4	149	149	
25 Seoul International Park	-	-	-	-	-	-	-	-	-	-	-	-	-	41	81	-	70	33	-	225	110	254	-	-	591	69	22	1,046	1,271
26 Wabash R.C.	-	-	-	-	-	-	-	11	-	-	-	-	11	-	-	-	-	-	-	11	126	278	-	-	190	73	13	680	691
27 Normandie R.C.	-	-	-	-	-	-	-	-	-	-	-	-	-	-	-	-	-	-	-	-	340	213	-	-	3	-	16	572	572
28 Lemon Grove R.C.	-	-	-	90	-	31	-	21	-	425	-	-	567	-	-	-	-	-	-	567	125	43	-	-	-	39	-	207	774
29 Loren Miller R.C.	-	15	66	-	-	-	-	8	-	-	-	-	89	-	-	-	184	-	-	273	-	-	-	-	202	-	-	202	475
30 Sepulveda R.C.	-	-	-	1	-	-	-	4	-	174	-	-	179	-	-	-	3	49	13	244	174	36	-	-	-	31	54	295	539
31 Costello R.C.	-	-	35	159	-	3	-	44	-	91	-	-	332	5	20	5	31	-	11	404	166	89	16	-	55	33	41	400	804
32 Jackie Tatum Harvard R.C.	-	-	36	53	-	-	-	-	-	-	25	-	114	28	91	-	-	76	21	330	214	211	-	-	251	1	60	737	1,067
33 Van Nuys R.C.	-	-	-	56	-	8	-	-	-	-	29	-	93	5	238	79	1,103	-	33	1,551	5	94	-	-	770	-	3	872	2,423
34 Denker R.C.	-	-	21	36	-	-	-	-	-	-	-	-	57	14	24	-	31	-	39	165	110	160	-	-	114	24	41	449	614
35 South Seas House	-	-	-	69	-	-	-	-	-	-	-	-	69	-	-	-	4	-	4	77	-	-	-	-	-	-	-	-	77
36 Pecan R.C.	-	-	-	-	-	-	-	-	-	3	-	-	3	-	-	-	-	-	-	3	245	287	-	-	249	101	125	1,007	1,010
37 North Hills Community Park	-	-	-	-	-	-	-	-	-	-	-	-	-	-	-	-	-	-	-	-	-	-	-	-	245	-	-	245	245
38 Ross Snyder R.C.	-	-	-	-	-	-	-	-	-	-	-	-	-	-	-	-	-	-	-	-	195	149	54	-	-	20	11	429	429
39 Lincoln Heights Youth Center	-	168	-	-	33	-	-	134	-	439	-	-	774	-	-	-	-	-	-	774	-	-	-	131	-	-	-	131	905
40 Fred Roberts R.C.	-	-	6	24	-	-	-	-	-	131	-	-	161	-	-	-	97	-	95	353	9	35	1	-	44	-	2	91	444
41 E. Wilmington Greenbelt Community Center	-	-	-	-	-	10	-	-	-	-	-	-	10	-	-	-	10	-	-	20	-	-	-	-	-	-	-	-	20
42 Martin Luther King, Jr. R.C.	-	-	-	243	-	-	-	-	-	-	-	-	243	-	-	-	39	-	-	282	58	29	24	-	140	14	-	265	547
43 Lake Street Park	-	-	-	69	20	35	-	51	-	215	-	-	390	-	78	-	-	-	-	468	-	487	-	-	-	-	65	552	1,020
44 Shatto R.C.	-	-	-	384	-	-	-	-	-	-	285	-	669	31	185	-	424	-	99	1,408	78	246	28	-	314	-	53	719	2,127
45 Boyle Heights Sports Center	-	-	-	-	-	-	-	-	-	-	-	-	-	23	-	-	-	-	-	23	100	28	51	-	192	14	-	385	408
46 Andres and Maria Cardenas R.C.	-	-	-	177	-	4	-	60	-	79	-	-	320	-	-	-	-	-	-	320	-	-	-	-	-	-	-	-	320
47 David M. Gonzales/Pacoima R.C.	-	418	161	103	-	1	-	109	-	25	-	-	817	-	-	-	25	-	-	842	84	280	3	-	245	94	86	792	1,634
48 Ramon Garcia R.C.	-	-	-	29	-	15	-	-	-	-	-	-	44	2	-	-	-	-	-	46	196	271	39	-	134	78	21	739	785
49 Yucca Park Community Center	-	-	-	566	-	13	-	46	-	100	-	-	725	-	-	-	19	-	9	753	-	3	-	-	47	-	28	78	831
50 Sun Valley R.C.	-	169	-	545	-	119	-	216	-	524	-	-	1,573	-	-	-	238	-	-	1,811	195	81	164	-	1,000	54	-	1,494	3,305

PROJECT PLAN
YOUTH SPORT PARTNERSHIP



Attachment 3b: Rec Centers Activity

DOCUMENT NO.:
FISCAL YEAR:

LA28-003
2022/2023

RECREATION CENTERS - Pre Qualified		CLASSES																			LEAGUES										Grand Total
		CLASSES													CLINICS						Total Classes										
		Badminton	Boxing	Cheer	Dance	Dodgeball	Fitness/Exercise	Golf	Gymnastics	Kickball	Martial Arts	Tennis	Track & Field	Subtotal	Baseball	Basketball	Flag Football	Soccer/Futsal	Softball	Volleyball											
51	Hollywood R.C.	-	-	-	12	-	-	-	-	-	-	-	12	30	6	19	46	-	-	113	50	11	25	-	48	-	-	134	247		
52	Vineyard R.C.	-	-	-	-	-	-	-	-	-	-	-	-	-	-	-	-	-	3	3	-	29	-	-	-	9	38	41			
53	Rancho Cienega Sports Complex	-	-	-	-	-	-	-	-	-	-	-	-	8	-	-	-	-	-	8	79	160	-	-	-	-	239	247			
54	Highland Park R.C.	-	-	-	-	-	-	-	-	-	-	-	100	-	-	-	35	-	-	135	243	254	-	-	126	76	68	767	902		
55	Victory-Vineland R.C.	-	-	-	122	-	-	78	-	75	-	-	275	-	-	-	-	-	-	275	-	1,293	-	-	13	-	-	1,306	1,581		
56	Cypress Park R.C.	-	-	146	32	-	6	-	-	-	-	-	184	45	66	-	-	-	-	295	201	143	-	-	92	68	-	504	799		
57	Hubert Humphrey R.C.	-	-	106	114	16	4	-	81	-	101	-	422	8	23	-	34	76	24	587	180	220	39	-	698	116	240	1,493	2,080		
58	Bellevue R.C.	-	-	-	64	52	142	-	-	-	-	-	258	2	17	-	-	-	-	277	215	257	-	-	186	62	1	721	998		
59	Rose Hill R.C.	-	-	-	3	-	-	-	-	-	-	-	3	10	18	-	123	3	-	157	146	65	-	-	148	44	-	403	560		
60	Rio de Los Angeles State Park	-	-	9	125	-	20	-	350	-	-	-	504	8	-	-	99	91	6	708	86	-	-	-	6	191	-	283	991		
61	Queen Anne R.C.	-	-	-	-	-	-	-	-	-	195	-	195	13	79	-	-	-	38	325	224	541	-	-	168	190	-	1,123	1,448		
62	Banning R.C.	-	-	180	-	-	127	-	-	-	55	-	362	-	55	-	-	15	-	432	94	100	-	-	75	26	1	296	728		
63	Echo Park R.C.	-	-	70	386	-	3	-	959	-	369	54	1,841	-	16	-	-	-	-	1,857	330	368	130	-	288	29	-	1,145	3,002		
64	Glassell Park R.C.	-	-	-	18	-	-	5	-	-	-	-	23	-	20	-	80	-	-	123	156	154	64	-	84	-	10	468	591		
65	Stonehurst R.C.	-	-	-	44	-	9	-	-	-	10	-	63	-	274	-	-	16	29	382	-	50	-	-	-	1	5	56	438		
66	Sylmar Park R.C.	-	-	-	71	-	-	-	-	-	57	8	136	-	-	-	-	-	-	136	146	1,219	-	-	690	470	145	2,670	2,806		
67	El Sereno R.C.	-	-	-	-	-	1	-	-	-	53	-	54	-	-	-	-	-	-	54	400	497	93	-	160	148	88	1,386	1,440		
68	Rosecrans R.C.	-	-	-	-	-	-	-	-	-	-	-	-	260	48	-	-	-	-	308	346	232	-	-	-	36	-	614	922		
69	Chevy Chase R.C.	-	-	-	-	-	-	28	-	-	-	-	28	15	9	-	26	9	5	92	33	183	-	-	33	10	-	259	351		
70	Normandale R.C.	-	-	-	-	-	-	-	-	-	-	-	-	-	-	-	-	-	-	-	55	74	15	-	56	28	77	305	305		
71	Valley Plaza	-	-	-	-	-	1	-	61	-	145	-	207	-	-	-	-	-	21	228	95	259	150	-	-	40	94	638	866		
72	Reseda R.C.	-	-	-	56	-	6	-	33	-	155	-	250	13	88	19	154	-	-	524	270	-	-	-	105	148	-	523	1,047		
73	Baldwin Hills R.C.	-	-	-	25	-	26	-	-	-	-	-	51	29	81	-	-	94	-	255	693	708	75	-	-	327	-	1,803	2,058		
74	Fernangeles R.C.	-	-	133	538	-	9	-	136	-	255	-	1,071	56	229	41	215	64	-	1,676	241	598	-	-	409	190	29	1,467	3,143		
75	Harbor City R.C.	-	-	-	-	-	-	-	-	-	-	-	-	-	64	-	-	-	9	73	136	168	15	-	-	14	20	353	426		
76	St. Andrews R.C.	-	-	5	148	-	58	73	-	-	155	-	439	-	51	-	-	-	14	504	183	374	91	-	-	104	15	767	1,271		
77	Delano R.C.	-	98	85	212	-	-	-	186	-	151	-	732	28	11	-	-	4	-	775	63	86	23	-	439	28	80	719	1,494		
78	North Hollywood R.C.	-	-	-	16	-	-	-	-	-	390	5	411	4	54	-	-	1	-	470	71	239	-	-	129	25	81	545	1,015		
79	Lanark R.C.	-	36	-	239	-	1	-	51	-	140	-	467	89	84	-	78	-	-	718	127	250	6	-	757	4	137	1,281	1,999		
80	Ritchie Valens R.C.	-	-	86	311	-	16	-	41	-	93	-	547	-	100	14	-	-	-	661	239	775	-	-	731	259	131	2,135	2,796		
81	Jim Gilliam R.C.	-	-	-	14	-	-	-	-	-	-	-	14	-	20	-	-	-	-	34	39	62	-	-	14	18	-	133	167		
Grand Total		6	944	1,500	7,030	127	845	73	3,828	18	5,480	601	20,452	795	2,811	215	4,234	583	545	29,635	9,581	16,199	1,371	131	13,946	3,944	2,663	47,835	77,470		

Attachment 3c: Teqball

Teqball

INSTRUCTOR COST							
		Estimated # Participants or Hours (per Quarter)	# of Sites	Item Cost	Total Cost (per Quarter)	Total Cost (per Year)	Unit Cost
Costs Calculated by Participation		300					
	Instructors Ratio 1 to 10						
	4 Hrs per week / 8 weeks	96	10	\$30	\$28,800	\$115,200	\$96
	Tournaments				\$5,000	\$20,000	\$16.67
Subtotal					\$33,800	\$135,200	\$112.67

			# of Sites	Number of Sets per Site	Cost of Equipment	FY 22/23 Project Plan (This Request)
Costs Calculated by Number of Sites	Equipment		10	30	\$54	\$16,200

Total Cost	\$151,400
-------------------	------------------

ITEM	PRICE \$
Teq Ball	\$ 34
Rackets	\$ 20
	\$ 54

PROJECT PLAN
YOUTH SPORT PARTNERSHIP



Attachment 3d: List of Teqball Sites

DOCUMENT NO.: LA28-003
FISCAL YEAR: 2022/2023

	Teqball : List of Sites			
	Facility	Address	Region	CD
1	Lanark R.C.	21816 Lanark Street Canoga Park, CA 91305	Valley	3
2	Ross Snyder R.C.	1501 East 41st Street Los Angeles, CA 90011	Pacific	9
3	Poinsettia R.C.	7341 Wiloughby Ave. Los Angeles, CA 90046	Metro	5
4	Ritchie Valens R.C	10736 Laurel Canyon Blvd, Pacoima, CA 91331	Valley	7
5	JT Harvard R.C.	1535 W. 62nd Street Los Angeles, CA 90047	Pacific	8
6	Highland Park R.C	6150 Piedmont St Los Angeles, CA 90042	Metro	1
7	Oakwood R.C.	767 California Ave Venice, CA 90291	West	11
8	Culver Slauson R.C.	5072 S. Slauson Ave Culver City, CA 90230	West	11
9	Westwood R.C.	1350 S Sepulveda Blvd, Los Angeles, CA 90025	Valley	5
10	Hansen Dam	11798 Foothill Blvd. Lake View Terrace, CA 91342	Valley	7

PROJECT PLAN
YOUTH SPORT PARTNERSHIP



Attachment 4a: Detail Aquatics

DOCUMENT NO.: LA28-003
FISCAL YEAR: 2022/2023

AQUATICS - Pre-qualified				Summer 2018 (6/1/18 - 8/31/18) Actual Enrollment (Baseline) Totals				Fall 2018 (9/1/18 - 12/31/18) Actual Enrollment (Baseline) Totals				
Facility	Address	Region	CD	Actual Enrollment (Baseline) - Swim Lessons	Actual Enrollment (Baseline) Swim Team	Actual Enrollment (Baseline) Dive, Synchro, Water Polo Teams	Actual (Baseline) Total Enrollment	Actual Enrollment (Baseline) - Swim Lessons	Actual Enrollment (Baseline) Swim Team	Actual Enrollment (Baseline) Dive, Synchro, Water Polo Teams	Actual (Baseline) Total Enrollment	Actual Enrollment (Baseline) - Swim Lessons
1 John C. Argue Swim Stadium	3980 Bill Robertson Lane, Los Angeles, CA 90037	Expo	9	2122	111	69	2,302	311	75	27	413	167
2 Algin Sutton Pool	8800 S. Hoover St., Los Angeles, CA 90044	Pacific	8	0			0				0	
3 109th Pool	1500 E. 109th St., Los Angeles, CA 90059	Pacific	15	377	2	1	380				0	
4 South Park Pool	345 East 51st St., Los Angeles, CA 90011	Pacific	9	414			414				0	
5 Fremont Pool	7630 Towne Ave., Los Angeles, CA 90003	Pacific	9	640	35	28	703	205		3	208	65
6 Roosevelt Pool	456 S. Mathews St., Los Angeles, CA 90033	Metro	14	602	17	15	634	33	11		44	7
7 Central Pool	1357 East 22nd St., Los Angeles, CA 90011	Pacific	9	724	7	3	734				0	
8 Van Ness Pool	5720 2nd Avenue, Los Angeles, CA 90043	Pacific	2	0			0				0	
9 Downey Pool	1775 N. Spring St., Los Angeles, CA 90031	Metro	1	723			723				0	
10 Lincoln Pool	3501 Valley Blvd, Los Angeles, CA 90031	Metro	1	0			0				0	
11 Green Meadows Pool	431 E. 89th St., Los Angeles, CA 90003	Pacific	9	410			410				0	
12 Sepulveda Pool	8737 Kester Ave., Panorama City, CA 91402	Valley	6	1024			1,024				0	
13 Costello Pool	3121 E. Olympic Blvd., Los Angeles, CA 90023	Metro	14	597			597				0	
14 Jackie Tatum/Harvard Pool	6120 Denker St., Los Angeles, CA 90047	Pacific	8	731			731				0	
15 Ross Snyder Pool	1501 East 41st St., Los Angeles, CA 90011	Pacific	9	637			637				0	
16 Pecan Pool	120 S. Gless St., Los Angeles, CA 90033	Metro	14	331			331				0	
17 Sun Valley Pool	8123 Vineland Ave., Sun Valley, CA 91352	Valley	6	813			813				0	
18 Echo Deep Pool	1419 Colton St., Los Angeles, CA 90026	Metro	1	1079	58	70	1,207	221	36	4	261	111
19 Hollywood Pool	1122 Cole Ave., Los Angeles, CA 90038	Pacific	13	812			812				0	
20 Celes King III Pool	5001 Rodeo Rd, Los Angeles, CA 90016	Pacific	10	707			707	29			29	96
21 Highland Pool	6150 N. Piedmont Avenue, Los Angeles, CA 90042	Metro	1	687			687				0	
22 EG Roberts Pool	4526 W. Pico Blvd., Los Angeles, CA 90019	Pacific	10	1263	137	119	1,519	182			182	200
23 Hubert Humphrey Pool	12560 Filmore St., Pacoima, CA 91331	Valley	7	767	69	50	886	120	56		176	6
24 Harbor Pool	1221 N. Figueroa Pl., Wilmington, CA 90744	Pacific	15	822			822				0	
25 Sylmar Pool	13109 Borden Ave, Los Angeles, CA 91342	Valley	7	926			926				0	
26 Richard Alatorre Pool	4721 Klamath St., Los Angeles, CA 90032	Metro	14	928	88	64	1,080	82	43	8	133	55
27 Valley Plaza Pool	6715 Laurel Grove Ave., North Hollywood, CA 91606	Valley	2	802			802				0	
28 Glassell Pool	3704 Verdugo Rd., Los Angeles, CA 90065	Metro	1	563	49	44	656	62	33		95	13
29 Reseda Pool	18411 Victory Blvd, Reseda, CA 91335	Valley	3	962			962				0	

PROJECT PLAN

YOUTH SPORT PARTNERSHIP



Attachment 4a: Detail Aquatics

DOCUMENT NO.:

LA28-003

FISCAL YEAR:

2022/2023

AQUATICS - Pre-qualified				Summer 2018 (6/1/18 - 8/31/18) Actual Enrollment (Baseline) Totals				Fall 2018 (9/1/18 - 12/31/18) Actual Enrollment (Baseline) Totals					
30	Banning Pool	1450 N. Avalon Blvd., Wilmington, CA 90744	Pacific	15	605	38	65	708	75	37	14	126	22
31	Fernangeles Pool	8851 Laurel Canyon Blvd, Sun Valley, CA 91352	Valley	6	925			925				0	
32	North Hollywood Pool	5301 Tujunga Ave., North Hollywood, CA 91601	Valley	2	590			590				0	
33	Cleveland Pool	8120 Vanalden Ave., Reseda, CA 91335	Valley	3	965	137	119	1,221	357	122	20	499	85
34	Lanark Pool	21817 Strathern St., Canoga Park, CA 91304	Valley	3	826			826				0	
35	Ritchie Valens Pool	10731 Laurel Canyon Blvd., Pacoima, CA 91331	Valley	7	838			838				0	
Subtotal Aquatics - Pre-qualified					25212	748	647	26607	1677	413	76	2166	827

PROJECT PLAN

YOUTH SPORT PARTNERSHIP



Attachment 4a: Detail Aquatics

DOCUMENT NO.:

LA28-003

FISCAL YEAR:

2022/2023

AQUATICS - Pre-qualified				Winter 2019 (1/1/19 - 3/31/19) Actual Enrollment (Baseline) Totals			Spring 2019 (4/1/19 - 5/31/19) Actual Enrollment (Baseline) Totals				FY 2018/2019 (6) Actual Enrollment	
Facility	Address	Region	CD	Actual Enrollment (Baseline) Swim Team	Actual Enrollment (Baseline) Dive, Synchro, Water Polo Teams	Actual (Baseline) Total Enrollment	Actual Enrollment (Baseline) - Swim Lessons	Actual Enrollment (Baseline) Swim Team	Actual Enrollment (Baseline) Dive, Synchro, Water Polo Teams	Actual (Baseline) Total Enrollment	Actual Enrollment (Baseline) - Swim Lessons	Actual Enrollment (Baseline) Swim Team
1 John C. Argue Swim Stadium	3980 Bill Robertson Lane, Los Angeles, CA 90037	Expo	9	49	30	246	144			144	2744	235
2 Algin Sutton Pool	8800 S. Hoover St., Los Angeles, CA 90044	Pacific	8			0				0	0	0
3 109th Pool	1500 E. 109th St., Los Angeles, CA 90059	Pacific	15			0				0	377	2
4 South Park Pool	345 East 51st St., Los Angeles, CA 90011	Pacific	9			0				0	414	0
5 Fremont Pool	7630 Towne Ave., Los Angeles, CA 90003	Pacific	9		8	73	85			85	995	35
6 Roosevelt Pool	456 S. Mathews St., Los Angeles, CA 90033	Metro	14		6	13	10			10	652	28
7 Central Pool	1357 East 22nd St., Los Angeles, CA 90011	Pacific	9			0				0	724	7
8 Van Ness Pool	5720 2nd Avenue, Los Angeles, CA 90043	Pacific	2			0				0	0	0
9 Downey Pool	1775 N. Spring St., Los Angeles, CA 90031	Metro	1			0				0	723	0
10 Lincoln Pool	3501 Valley Blvd, Los Angeles, CA 90031	Metro	1			0				0	0	0
11 Green Meadows Pool	431 E. 89th St., Los Angeles, CA 90003	Pacific	9			0				0	410	0
12 Sepulveda Pool	8737 Kester Ave., Panorama City, CA 91402	Valley	6			0				0	1024	0
13 Costello Pool	3121 E. Olympic Blvd., Los Angeles, CA 90023	Metro	14			0				0	597	0
14 Jackie Tatum/Harvard Pool	6120 Denker St., Los Angeles, CA 90047	Pacific	8			0				0	731	0
15 Ross Snyder Pool	1501 East 41st St., Los Angeles, CA 90011	Pacific	9			0				0	637	0
16 Pecan Pool	120 S. Gless St., Los Angeles, CA 90033	Metro	14			0				0	331	0
17 Sun Valley Pool	8123 Vineland Ave., Sun Valley, CA 91352	Valley	6			0				0	813	0
18 Echo Deep Pool	1419 Colton St., Los Angeles, CA 90026	Metro	1		39	150	123			123	1534	94
19 Hollywood Pool	1122 Cole Ave., Los Angeles, CA 90038	Pacific	13			0				0	812	0
20 Celes King III Pool	5001 Rodeo Rd, Los Angeles, CA 90016	Pacific	10		43	139	74			74	906	0
21 Highland Pool	6150 N. Piedmont Avenue, Los Angeles, CA 90042	Metro	1			0				0	687	0
22 EG Roberts Pool	4526 W. Pico Blvd., Los Angeles, CA 90019	Pacific	10		39	239	145			145	1790	137
23 Hubert Humphrey Pool	12560 Filmore St., Pacoima, CA 91331	Valley	7		20	26	71			71	964	125
24 Harbor Pool	1221 N. Figueroa Pl., Wilmington, CA 90744	Pacific	15			0				0	822	0
25 Sylmar Pool	13109 Borden Ave, Los Angeles, CA 91342	Valley	7			0				0	926	0
26 Richard Alatorre Pool	4721 Klamath St., Los Angeles, CA 90032	Metro	14		28	83	102			102	1167	131
27 Valley Plaza Pool	6715 Laurel Grove Ave., North Hollywood, CA 91606	Valley	2			0				0	802	0
28 Glassell Pool	3704 Verdugo Rd., Los Angeles, CA 90065	Metro	1		12	25	39			39	677	82
29 Reseda Pool	18411 Victory Blvd, Reseda, CA 91335	Valley	3			0				0	962	0

PROJECT PLAN

YOUTH SPORT PARTNERSHIP



Attachment 4a: Detail Aquatics

DOCUMENT NO.:

LA28-003

FISCAL YEAR:

2022/2023

AQUATICS - Pre-qualified					Winter 2019 (1/1/19 - 3/31/19) Actual Enrollment (Baseline) Totals			Spring 2019 (4/1/19 - 5/31/19) Actual Enrollment (Baseline) Totals				FY 2018/2019 (6) Actual Enrollment	
30	Banning Pool	1450 N. Avalon Blvd., Wilmington, CA 90744	Pacific	15		37	59	17			17	719	75
31	Fernangeles Pool	8851 Laurel Canyon Blvd, Sun Valley, CA 91352	Valley	6			0				0	925	0
32	North Hollywood Pool	5301 Tujunga Ave., North Hollywood, CA 91601	Valley	2			0				0	590	0
33	Cleveland Pool	8120 Vanalden Ave., Reseda, CA 91335	Valley	3		86	171	206			206	1613	259
34	Lanark Pool	21817 Strathern St., Canoga Park, CA 91304	Valley	3			0				0	826	0
35	Ritchie Valens Pool	10731 Laurel Canyon Blvd., Pacoima, CA 91331	Valley	7			0				0	838	0
Subtotal Aquatics - Pre-qualified					49	348	1224	1016	0	0	1016	28732	1210

PROJECT PLAN
YOUTH SPORT PARTNERSHIP



Attachment 4a: Detail Aquatics

DOCUMENT NO.: LA28-003
FISCAL YEAR: 2022/2023

AQUATICS - Pre-qualified					1/18 - 5/31/19 Actual (Baseline) Totals
Facility	Address	Region	CD	Actual Enrollment (Baseline) Dive, Synchro, Water Polo Teams	Actual (Baseline) Total Enrollment
1 John C. Argue Swim Stadium	3980 Bill Robertson Lane, Los Angeles, CA 90037	Expo	9	126	3,105
2 Algin Sutton Pool	8800 S. Hoover St., Los Angeles, CA 90044	Pacific	8	0	0
3 109th Pool	1500 E. 109th St., Los Angeles, CA 90059	Pacific	15	1	380
4 South Park Pool	345 East 51st St., Los Angeles, CA 90011	Pacific	9	0	414
5 Fremont Pool	7630 Towne Ave., Los Angeles, CA 90003	Pacific	9	39	1,069
6 Roosevelt Pool	456 S. Mathews St., Los Angeles, CA 90033	Metro	14	21	701
7 Central Pool	1357 East 22nd St., Los Angeles, CA 90011	Pacific	9	3	734
8 Van Ness Pool	5720 2nd Avenue, Los Angeles, CA 90043	Pacific	2	0	0
9 Downey Pool	1775 N. Spring St., Los Angeles, CA 90031	Metro	1	0	723
10 Lincoln Pool	3501 Valley Blvd, Los Angeles, CA 90031	Metro	1	0	0
11 Green Meadows Pool	431 E. 89th St., Los Angeles, CA 90003	Pacific	9	0	410
12 Sepulveda Pool	8737 Kester Ave., Panorama City, CA 91402	Valley	6	0	1,024
13 Costello Pool	3121 E. Olympic Blvd., Los Angeles, CA 90023	Metro	14	0	597
14 Jackie Tatum/Harvard Pool	6120 Denker St., Los Angeles, CA 90047	Pacific	8	0	731
15 Ross Snyder Pool	1501 East 41st St., Los Angeles, CA 90011	Pacific	9	0	637
16 Pecan Pool	120 S. Gless St., Los Angeles, CA 90033	Metro	14	0	331
17 Sun Valley Pool	8123 Vineland Ave., Sun Valley, CA 91352	Valley	6	0	813
18 Echo Deep Pool	1419 Colton St., Los Angeles, CA 90026	Metro	1	113	1,741
19 Hollywood Pool	1122 Cole Ave., Los Angeles, CA 90038	Pacific	13	0	812
20 Celes King III Pool	5001 Rodeo Rd, Los Angeles, CA 90016	Pacific	10	43	949
21 Highland Pool	6150 N. Piedmont Avenue, Los Angeles, CA 90042	Metro	1	0	687
22 EG Roberts Pool	4526 W. Pico Blvd., Los Angeles, CA 90019	Pacific	10	158	2,085
23 Hubert Humphrey Pool	12560 Filmore St., Pacoima, CA 91331	Valley	7	70	1,159
24 Harbor Pool	1221 N. Figueroa Pl., Wilmington, CA 90744	Pacific	15	0	822
25 Sylmar Pool	13109 Borden Ave, Los Angeles, CA 91342	Valley	7	0	926
26 Richard Alatorre Pool	4721 Klamath St., Los Angeles, CA 90032	Metro	14	100	1,398
27 Valley Plaza Pool	6715 Laurel Grove Ave., North Hollywood, CA 91606	Valley	2	0	802
28 Glassell Pool	3704 Verdugo Rd., Los Angeles, CA 90065	Metro	1	56	815
29 Reseda Pool	18411 Victory Blvd, Reseda, CA 91335	Valley	3	0	962

Summer 2022: Lessons (6/20/22 - 8/16/22); Teams (6/20/22 - 9/05/22) Estimated Enrollment Totals					
Estimated Total Enrollment	Estimated Enrollment -Swim Lessons	Estimated Enrollment - Swim Team	Estimated Enrollment - Dive, Synchro, Water Polo Teams	Estimated \$ Swim Lessons \$33	Estimated \$ Swim Team \$ 205
656	498	54	104	\$ 16,598	\$ 11,070
498	498	0	0	\$ 16,598	\$ -
653	650	2	1	\$ 21,665	\$ 410
800	800	0	0	\$ 26,664	\$ -
447	405	7	35	\$ 13,499	\$ 1,435
532	498	9	25	\$ 16,598	\$ 1,845
812	800	8	4	\$ 26,664	\$ 1,640
498	498	0	0	\$ 16,598	\$ -
710	710	0	0	\$ 23,664	\$ -
498	498	0	0	\$ 16,598	\$ -
680	680	0	0	\$ 22,664	\$ -
800	800	0	0	\$ 26,664	\$ -
680	680	0	0	\$ 22,664	\$ -
680	680	0	0	\$ 22,664	\$ -
800	800	0	0	\$ 26,664	\$ -
680	680	0	0	\$ 22,664	\$ -
770	770	0	0	\$ 25,664	\$ -
603	498	24	81	\$ 16,598	\$ 4,920
770	770	0	0	\$ 25,664	\$ -
459	424	0	35	\$ 14,132	\$ -
800	800	0	0	\$ 26,664	\$ -
576	405	33	138	\$ 13,499	\$ 6,765
523	424	29	70	\$ 14,132	\$ 5,945
800	800	0	0	\$ 26,664	\$ -
800	800	0	0	\$ 26,664	\$ -
559	405	54	100	\$ 13,499	\$ 11,070
800	800	0	0	\$ 26,664	\$ -
586	517	32	37	\$ 17,232	\$ 6,560
770	770	0	0	\$ 25,664	\$ -

PROJECT PLAN

YOUTH SPORT PARTNERSHIP



Attachment 4a: Detail Aquatics

DOCUMENT NO.:

LA28-003

FISCAL YEAR:

2022/2023

AQUATICS - Pre-qualified				/1/18 - 5/31/19 : (Baseline) Totals	
30	Banning Pool	1450 N. Avalon Blvd., Wilmington, CA 90744	Pacific	15	910
31	Fernangeles Pool	8851 Laurel Canyon Blvd, Sun Valley, CA 91352	Valley	6	925
32	North Hollywood Pool	5301 Tujunga Ave., North Hollywood, CA 91601	Valley	2	590
33	Cleveland Pool	8120 Vanalden Ave., Reseda, CA 91335	Valley	3	2,097
34	Lanark Pool	21817 Strathern St., Canoga Park, CA 91304	Valley	3	826
35	Ritchie Valens Pool	10731 Laurel Canyon Blvd., Pacoima, CA 91331	Valley	7	838
Subtotal Aquatics - Pre-qualified				1071	31013

Summer 2022: Lessons (6/20/22 - 8/16/22); Teams (6/20/22 - 9/05/22) Estimated Enrollment Totals					
501	405	20	76	\$ 13,499	\$ 4,100
800	800	0	0	\$ 26,664	\$ -
680	680	0	0	\$ 22,664	\$ -
515	405	34	76	\$ 13,499	\$ 6,970
770	770	0	0	\$ 25,664	\$ -
800	800	0	0	\$ 26,664	\$ -
23306	22218	306	782	\$ 740,526	\$ 62,730

PROJECT PLAN

YOUTH SPORT PARTNERSHIP



Attachment 4a: Detail Aquatics

DOCUMENT NO.:

LA28-003

FISCAL YEAR:

2022/2023

AQUATICS - Pre-qualified					
Facility	Address	Region	CD	Estimated \$ - Dive, Synchro, Water Polo Teams	Estimated Total Swim Lessons + Sports Teams
				\$ 185	
1 John C. Argue Swim Stadium	3980 Bill Robertson Lane, Los Angeles, CA 90037	Expo	9	\$ 19,240	\$ 46,908
2 Algin Sutton Pool	8800 S. Hoover St., Los Angeles, CA 90044	Pacific	8	\$ -	\$ 16,598
3 109th Pool	1500 E. 109th St., Los Angeles, CA 90059	Pacific	15	\$ 185	\$ 22,260
4 South Park Pool	345 East 51st St., Los Angeles, CA 90011	Pacific	9	\$ -	\$ 26,664
5 Fremont Pool	7630 Towne Ave., Los Angeles, CA 90003	Pacific	9	\$ 6,475	\$ 21,409
6 Roosevelt Pool	456 S. Mathews St., Los Angeles, CA 90033	Metro	14	\$ 4,625	\$ 23,068
7 Central Pool	1357 East 22nd St., Los Angeles, CA 90011	Pacific	9	\$ 740	\$ 29,044
8 Van Ness Pool	5720 2nd Avenue, Los Angeles, CA 90043	Pacific	2	\$ -	\$ 16,598
9 Downey Pool	1775 N. Spring St., Los Angeles, CA 90031	Metro	1	\$ -	\$ 23,664
10 Lincoln Pool	3501 Valley Blvd, Los Angeles, CA 90031	Metro	1	\$ -	\$ 16,598
11 Green Meadows Pool	431 E. 89th St., Los Angeles, CA 90003	Pacific	9	\$ -	\$ 22,664
12 Sepulveda Pool	8737 Kester Ave., Panorama City, CA 91402	Valley	6	\$ -	\$ 26,664
13 Costello Pool	3121 E. Olympic Blvd., Los Angeles, CA 90023	Metro	14	\$ -	\$ 22,664
14 Jackie Tatum/Harvard Pool	6120 Denker St., Los Angeles, CA 90047	Pacific	8	\$ -	\$ 22,664
15 Ross Snyder Pool	1501 East 41st St., Los Angeles, CA 90011	Pacific	9	\$ -	\$ 26,664
16 Pecan Pool	120 S. Gless St., Los Angeles, CA 90033	Metro	14	\$ -	\$ 22,664
17 Sun Valley Pool	8123 Vineland Ave., Sun Valley, CA 91352	Valley	6	\$ -	\$ 25,664
18 Echo Deep Pool	1419 Colton St., Los Angeles, CA 90026	Metro	1	\$ 14,985	\$ 36,503
19 Hollywood Pool	1122 Cole Ave., Los Angeles, CA 90038	Pacific	13	\$ -	\$ 25,664
20 Celes King III Pool	5001 Rodeo Rd, Los Angeles, CA 90016	Pacific	10	\$ 6,475	\$ 20,607
21 Highland Pool	6150 N. Piedmont Avenue, Los Angeles, CA 90042	Metro	1	\$ -	\$ 26,664
22 EG Roberts Pool	4526 W. Pico Blvd., Los Angeles, CA 90019	Pacific	10	\$ 25,530	\$ 45,794
23 Hubert Humphrey Pool	12560 Filmore St., Pacoima, CA 91331	Valley	7	\$ 12,950	\$ 33,027
24 Harbor Pool	1221 N. Figueroa Pl., Wilmington, CA 90744	Pacific	15	\$ -	\$ 26,664
25 Sylmar Pool	13109 Borden Ave, Los Angeles, CA 91342	Valley	7	\$ -	\$ 26,664
26 Richard Alatorre Pool	4721 Klamath St., Los Angeles, CA 90032	Metro	14	\$ 18,500	\$ 43,069
27 Valley Plaza Pool	6715 Laurel Grove Ave., North Hollywood, CA 91606	Valley	2	\$ -	\$ 26,664
28 Glassell Pool	3704 Verdugo Rd., Los Angeles, CA 90065	Metro	1	\$ 6,845	\$ 30,637
29 Reseda Pool	18411 Victory Blvd, Reseda, CA 91335	Valley	3	\$ -	\$ 25,664

Fall 2022: Lessons (9/20/22 - 12/18/22); Teams (9/20/22 - 12/16/22) Estimated Enrollment Totals					
Estimated Total Enrollment	Estimated Enrollment -Swim Lessons	Estimated Enrollment - Swim Team	Estimated Enrollment - Dive, Synchro, Water Polo Teams	Estimated \$ Swim Lessons	Estimated \$ Swim Team
				\$33	\$ 205
431	296	114	21	\$ 9,866	\$ 23,370
296	296	0	0	\$ 9,866	\$ -
0	0	0	0	\$ -	\$ -
0	0	0	0	\$ -	\$ -
306	288	17	1	\$ 9,599	\$ 3,485
308	296	12	0	\$ 9,866	\$ 2,460
0	0	0	0	\$ -	\$ -
296	296	0	0	\$ 9,866	\$ -
0	0	0	0	\$ -	\$ -
296	296	0	0	\$ 9,866	\$ -
0	0	0	0	\$ -	\$ -
0	0	0	0	\$ -	\$ -
0	0	0	0	\$ -	\$ -
0	0	0	0	\$ -	\$ -
358	296	44	18	\$ 9,866	\$ 9,020
0	0	0	0	\$ -	\$ -
339	339	0	0	\$ 11,299	\$ -
0	0	0	0	\$ -	\$ -
385	288	66	31	\$ 9,599	\$ 13,530
399	339	60	0	\$ 11,299	\$ 12,300
0	0	0	0	\$ -	\$ -
0	0	0	0	\$ -	\$ -
349	288	51	10	\$ 9,599	\$ 10,455
0	0	0	0	\$ -	\$ -
382	349	33	0	\$ 11,632	\$ 6,765
0	0	0	0	\$ -	\$ -

PROJECT PLAN
YOUTH SPORT PARTNERSHIP



Attachment 4a: Detail Aquatics

DOCUMENT NO.: LA28-003
FISCAL YEAR: 2022/2023

AQUATICS - Pre-qualified						
30	Banning Pool	1450 N. Avalon Blvd., Wilmington, CA 90744	Pacific	15	\$ 14,060	\$ 31,659
31	Fernangeles Pool	8851 Laurel Canyon Blvd, Sun Valley, CA 91352	Valley	6	\$ -	\$ 26,664
32	North Hollywood Pool	5301 Tujunga Ave., North Hollywood, CA 91601	Valley	2	\$ -	\$ 22,664
33	Cleveland Pool	8120 Vanalden Ave., Reseda, CA 91335	Valley	3	\$ 14,060	\$ 34,529
34	Lanark Pool	21817 Strathern St., Canoga Park, CA 91304	Valley	3	\$ -	\$ 25,664
35	Ritchie Valens Pool	10731 Laurel Canyon Blvd., Pacoima, CA 91331	Valley	7	\$ -	\$ 26,664
Subtotal Aquatics - Pre-qualified					\$ 144,670	\$ 947,926

Fall 2022: Lessons (9/20/22 - 12/18/22); Teams (9/20/22 - 12/16/22)					
Estimated Enrollment Totals					
329	288	35	6	\$ 9,599	\$ 7,175
0	0	0	0	\$ -	\$ -
0	0	0	0	\$ -	\$ -
454	288	138	28	\$ 9,599	\$ 28,290
0	0	0	0	\$ -	\$ -
0	0	0	0	\$ -	\$ -
4928	4243	570	115	\$ 141,419	\$ 116,850

PROJECT PLAN

YOUTH SPORT PARTNERSHIP



Attachment 4a: Detail Aquatics

DOCUMENT NO.:

LA28-003

FISCAL YEAR:

2022/2023

AQUATICS - Pre-qualified					
Facility	Address	Region	CD	Estimated \$ - Dive, Synchro, Water Polo Teams	Estimated Total Swim Lessons + Sports Teams
				\$ 185	
1 John C. Argue Swim Stadium	3980 Bill Robertson Lane, Los Angeles, CA 90037	Expo	9	\$ 3,885	\$ 37,121
2 Algin Sutton Pool	8800 S. Hoover St., Los Angeles, CA 90044	Pacific	8	\$ -	\$ 9,866
3 109th Pool	1500 E. 109th St., Los Angeles, CA 90059	Pacific	15	\$ -	\$ -
4 South Park Pool	345 East 51st St., Los Angeles, CA 90011	Pacific	9	\$ -	\$ -
5 Fremont Pool	7630 Towne Ave., Los Angeles, CA 90003	Pacific	9	\$ 185	\$ 13,269
6 Roosevelt Pool	456 S. Mathews St., Los Angeles, CA 90033	Metro	14	\$ -	\$ 12,326
7 Central Pool	1357 East 22nd St., Los Angeles, CA 90011	Pacific	9	\$ -	\$ -
8 Van Ness Pool	5720 2nd Avenue, Los Angeles, CA 90043	Pacific	2	\$ -	\$ 9,866
9 Downey Pool	1775 N. Spring St., Los Angeles, CA 90031	Metro	1	\$ -	\$ -
10 Lincoln Pool	3501 Valley Blvd, Los Angeles, CA 90031	Metro	1	\$ -	\$ 9,866
11 Green Meadows Pool	431 E. 89th St., Los Angeles, CA 90003	Pacific	9	\$ -	\$ -
12 Sepulveda Pool	8737 Kester Ave., Panorama City, CA 91402	Valley	6	\$ -	\$ -
13 Costello Pool	3121 E. Olympic Blvd., Los Angeles, CA 90023	Metro	14	\$ -	\$ -
14 Jackie Tatum/Harvard Pool	6120 Denker St., Los Angeles, CA 90047	Pacific	8	\$ -	\$ -
15 Ross Snyder Pool	1501 East 41st St., Los Angeles, CA 90011	Pacific	9	\$ -	\$ -
16 Pecan Pool	120 S. Gless St., Los Angeles, CA 90033	Metro	14	\$ -	\$ -
17 Sun Valley Pool	8123 Vineland Ave., Sun Valley, CA 91352	Valley	6	\$ -	\$ -
18 Echo Deep Pool	1419 Colton St., Los Angeles, CA 90026	Metro	1	\$ 3,330	\$ 22,216
19 Hollywood Pool	1122 Cole Ave., Los Angeles, CA 90038	Pacific	13	\$ -	\$ -
20 Celes King III Pool	5001 Rodeo Rd, Los Angeles, CA 90016	Pacific	10	\$ -	\$ 11,299
21 Highland Pool	6150 N. Piedmont Avenue, Los Angeles, CA 90042	Metro	1	\$ -	\$ -
22 EG Roberts Pool	4526 W. Pico Blvd., Los Angeles, CA 90019	Pacific	10	\$ 5,735	\$ 28,864
23 Hubert Humphrey Pool	12560 Filmore St., Pacoima, CA 91331	Valley	7	\$ -	\$ 23,599
24 Harbor Pool	1221 N. Figueroa Pl., Wilmington, CA 90744	Pacific	15	\$ -	\$ -
25 Sylmar Pool	13109 Borden Ave, Los Angeles, CA 91342	Valley	7	\$ -	\$ -
26 Richard Alatorre Pool	4721 Klamath St., Los Angeles, CA 90032	Metro	14	\$ 1,850	\$ 21,904
27 Valley Plaza Pool	6715 Laurelgrove Ave., North Hollywood, CA 91606	Valley	2	\$ -	\$ -
28 Glassell Pool	3704 Verdugo Rd., Los Angeles, CA 90065	Metro	1	\$ -	\$ 18,397
29 Reseda Pool	18411 Victory Blvd, Reseda, CA 91335	Valley	3	\$ -	\$ -

Winter 2023: Lessons (1/03/23 - 3/26/23); Teams (1/31/23 - 4/21/23) Estimated Enrollment Totals					
Estimated Total Enrollment	Estimated Enrollment -Swim Lessons	Estimated Enrollment - Swim Team	Estimated Enrollment - Dive, Synchro, Water Polo Teams	Estimated \$ Swim Lessons	Estimated \$ Swim Team
				\$33	\$ 205
732	592	114	26	\$ 19,731	\$ 23,370
592	592	0	0	\$ 19,731	\$ -
0	0	0	0	\$ -	\$ -
0	0	0	0	\$ -	\$ -
603	575	17	11	\$ 19,165	\$ 3,485
604	592	12	0	\$ 19,731	\$ 2,460
0	0	0	0	\$ -	\$ -
592	592	0	0	\$ 19,731	\$ -
0	0	0	0	\$ -	\$ -
592	592	0	0	\$ 19,731	\$ -
0	0	0	0	\$ -	\$ -
0	0	0	0	\$ -	\$ -
0	0	0	0	\$ -	\$ -
0	0	0	0	\$ -	\$ -
673	592	44	37	\$ 19,731	\$ 9,020
0	0	0	0	\$ -	\$ -
591	574	0	17	\$ 19,131	\$ -
0	0	0	0	\$ -	\$ -
662	575	66	21	\$ 19,165	\$ 13,530
648	574	60	14	\$ 19,131	\$ 12,300
0	0	0	0	\$ -	\$ -
0	0	0	0	\$ -	\$ -
636	575	51	10	\$ 19,165	\$ 10,455
0	0	0	0	\$ -	\$ -
654	591	33	30	\$ 19,698	\$ 6,765
0	0	0	0	\$ -	\$ -

PROJECT PLAN

YOUTH SPORT PARTNERSHIP



Attachment 4a: Detail Aquatics

DOCUMENT NO.:

LA28-003

FISCAL YEAR:

2022/2023

AQUATICS - Pre-qualified					
30	Banning Pool	1450 N. Avalon Blvd., Wilmington, CA 90744	Pacific	15	\$ 1,110 \$ 17,884
31	Fernangeles Pool	8851 Laurel Canyon Blvd, Sun Valley, CA 91352	Valley	6	\$ - \$ -
32	North Hollywood Pool	5301 Tujunga Ave., North Hollywood, CA 91601	Valley	2	\$ - \$ -
33	Cleveland Pool	8120 Vanalden Ave., Reseda, CA 91335	Valley	3	\$ 5,180 \$ 43,069
34	Lanark Pool	21817 Strathern St., Canoga Park, CA 91304	Valley	3	\$ - \$ -
35	Ritchie Valens Pool	10731 Laurel Canyon Blvd., Pacoima, CA 91331	Valley	7	\$ - \$ -
Subtotal Aquatics - Pre-qualified				\$ 21,275	\$ 279,544

Winter 2023: Lessons (1/03/23 - 3/26/23); Teams (1/31/23 - 4/21/23) Estimated Enrollment Totals					
667	575	35	57	\$ 19,165	\$ 7,175
0	0	0	0	\$ -	\$ -
0	0	0	0	\$ -	\$ -
879	575	138	166	\$ 19,165	\$ 28,290
0	0	0	0	\$ -	\$ -
0	0	0	0	\$ -	\$ -
9125	8166	570	389	\$ 272,173	\$ 116,850

PROJECT PLAN

YOUTH SPORT PARTNERSHIP



Attachment 4a: Detail Aquatics

DOCUMENT NO.:

LA28-003

FISCAL YEAR:

2022/2023

AQUATICS - Pre-qualified					
Facility	Address	Region	CD	Estimated \$ - Dive, Synchro, Water Polo Teams	Estimated Total Swim Lessons + Sports Teams
				\$ 185	
1 John C. Argue Swim Stadium	3980 Bill Robertson Lane, Los Angeles, CA 90037	Expo	9	\$ 4,810	\$ 47,911
2 Algin Sutton Pool	8800 S. Hoover St., Los Angeles, CA 90044	Pacific	8	\$ -	\$ 19,731
3 109th Pool	1500 E. 109th St., Los Angeles, CA 90059	Pacific	15	\$ -	\$ -
4 South Park Pool	345 East 51st St., Los Angeles, CA 90011	Pacific	9	\$ -	\$ -
5 Fremont Pool	7630 Towne Ave., Los Angeles, CA 90003	Pacific	9	\$ 2,035	\$ 24,685
6 Roosevelt Pool	456 S. Mathews St., Los Angeles, CA 90033	Metro	14	\$ -	\$ 22,191
7 Central Pool	1357 East 22nd St., Los Angeles, CA 90011	Pacific	9	\$ -	\$ -
8 Van Ness Pool	5720 2nd Avenue, Los Angeles, CA 90043	Pacific	2	\$ -	\$ 19,731
9 Downey Pool	1775 N. Spring St., Los Angeles, CA 90031	Metro	1	\$ -	\$ -
10 Lincoln Pool	3501 Valley Blvd, Los Angeles, CA 90031	Metro	1	\$ -	\$ 19,731
11 Green Meadows Pool	431 E. 89th St., Los Angeles, CA 90003	Pacific	9	\$ -	\$ -
12 Sepulveda Pool	8737 Kester Ave., Panorama City, CA 91402	Valley	6	\$ -	\$ -
13 Costello Pool	3121 E. Olympic Blvd., Los Angeles, CA 90023	Metro	14	\$ -	\$ -
14 Jackie Tatum/Harvard Pool	6120 Denker St., Los Angeles, CA 90047	Pacific	8	\$ -	\$ -
15 Ross Snyder Pool	1501 East 41st St., Los Angeles, CA 90011	Pacific	9	\$ -	\$ -
16 Pecan Pool	120 S. Gless St., Los Angeles, CA 90033	Metro	14	\$ -	\$ -
17 Sun Valley Pool	8123 Vineland Ave., Sun Valley, CA 91352	Valley	6	\$ -	\$ -
18 Echo Deep Pool	1419 Colton St., Los Angeles, CA 90026	Metro	1	\$ 6,845	\$ 35,596
19 Hollywood Pool	1122 Cole Ave., Los Angeles, CA 90038	Pacific	13	\$ -	\$ -
20 Celes King III Pool	5001 Rodeo Rd, Los Angeles, CA 90016	Pacific	10	\$ 3,145	\$ 22,276
21 Highland Pool	6150 N. Piedmont Avenue, Los Angeles, CA 90042	Metro	1	\$ -	\$ -
22 EG Roberts Pool	4526 W. Pico Blvd., Los Angeles, CA 90019	Pacific	10	\$ 3,885	\$ 36,580
23 Hubert Humphrey Pool	12560 Filmore St., Pacoima, CA 91331	Valley	7	\$ 2,590	\$ 34,021
24 Harbor Pool	1221 N. Figueroa Pl., Wilmington, CA 90744	Pacific	15	\$ -	\$ -
25 Sylmar Pool	13109 Borden Ave, Los Angeles, CA 91342	Valley	7	\$ -	\$ -
26 Richard Alatorre Pool	4721 Klamath St., Los Angeles, CA 90032	Metro	14	\$ 1,850	\$ 31,470
27 Valley Plaza Pool	6715 Laurel Grove Ave., North Hollywood, CA 91606	Valley	2	\$ -	\$ -
28 Glassell Pool	3704 Verdugo Rd., Los Angeles, CA 90065	Metro	1	\$ 5,550	\$ 32,013
29 Reseda Pool	18411 Victory Blvd, Reseda, CA 91335	Valley	3	\$ -	\$ -

Spring 2023: Lessons (3/28/23 - 5/21/23) Estimated Enrollment Totals					
Estimated Total Enrollment	Estimated Enrollment -Swim Lessons	Estimated Enrollment - Swim Team	Estimated Enrollment - Dive, Synchro, Water Polo Teams	Estimated \$ Swim Lessons	Estimated \$ Swim Team
				\$33	\$ 205
54	54	0	0	\$ 1,800	\$ -
54	54	0	0	\$ 1,800	\$ -
0	0	0	0	\$ -	\$ -
0	0	0	0	\$ -	\$ -
52	52	0	0	\$ 1,733	\$ -
54	54	0	0	\$ 1,800	\$ -
0	0	0	0	\$ -	\$ -
54	54	0	0	\$ 1,800	\$ -
0	0	0	0	\$ -	\$ -
54	54	0	0	\$ 1,800	\$ -
0	0	0	0	\$ -	\$ -
0	0	0	0	\$ -	\$ -
0	0	0	0	\$ -	\$ -
0	0	0	0	\$ -	\$ -
54	54	0	0	\$ 1,800	\$ -
0	0	0	0	\$ -	\$ -
52	52	0	0	\$ 1,733	\$ -
0	0	0	0	\$ -	\$ -
52	52	0	0	\$ 1,733	\$ -
52	52	0	0	\$ 1,733	\$ -
0	0	0	0	\$ -	\$ -
0	0	0	0	\$ -	\$ -
0	0	0	0	\$ -	\$ -
52	52	0	0	\$ 1,733	\$ -
0	0	0	0	\$ -	\$ -
54	54	0	0	\$ 1,800	\$ -
0	0	0	0	\$ -	\$ -

PROJECT PLAN

YOUTH SPORT PARTNERSHIP



Attachment 4a: Detail Aquatics

DOCUMENT NO.:

LA28-003

FISCAL YEAR:

2022/2023

AQUATICS - Pre-qualified					
30	Banning Pool	1450 N. Avalon Blvd., Wilmington, CA 90744	Pacific	15	\$ 10,545 \$ 36,885
31	Fernangeles Pool	8851 Laurel Canyon Blvd, Sun Valley, CA 91352	Valley	6	\$ - \$ -
32	North Hollywood Pool	5301 Tujunga Ave., North Hollywood, CA 91601	Valley	2	\$ - \$ -
33	Cleveland Pool	8120 Vanalden Ave., Reseda, CA 91335	Valley	3	\$ 30,710 \$ 78,165
34	Lanark Pool	21817 Strathern St., Canoga Park, CA 91304	Valley	3	\$ - \$ -
35	Ritchie Valens Pool	10731 Laurel Canyon Blvd., Pacoima, CA 91331	Valley	7	\$ - \$ -
Subtotal Aquatics - Pre-qualified				\$ 71,965	\$ 460,988

Spring 2023: Lessons (3/28/23 - 5/21/23) Estimated Enrollment Totals					
52	52	0	0	\$ 1,733	\$ -
0	0	0	0	\$ -	\$ -
0	0	0	0	\$ -	\$ -
52	52	0	0	\$ 1,733	\$ -
0	0	0	0	\$ -	\$ -
0	0	0	0	\$ -	\$ -
742	742	0	0	\$ 24,731	\$ -

PROJECT PLAN
YOUTH SPORT PARTNERSHIP



Attachment 4a: Detail Aquatics

DOCUMENT NO.: LA28-003
FISCAL YEAR: 2022/2023

AQUATICS - Pre-qualified					
Facility	Address	Region	CD	Estimated \$ - Dive, Synchro, Water Polo Teams	Estimated Total Swim Lessons + Sports Teams
				\$ 185	
1 John C. Argue Swim Stadium	3980 Bill Robertson Lane, Los Angeles, CA 90037	Expo	9	\$ -	\$ 1,800
2 Algin Sutton Pool	8800 S. Hoover St., Los Angeles, CA 90044	Pacific	8	\$ -	\$ 1,800
3 109th Pool	1500 E. 109th St., Los Angeles, CA 90059	Pacific	15	\$ -	\$ -
4 South Park Pool	345 East 51st St., Los Angeles, CA 90011	Pacific	9	\$ -	\$ -
5 Fremont Pool	7630 Towne Ave., Los Angeles, CA 90003	Pacific	9	\$ -	\$ 1,733
6 Roosevelt Pool	456 S. Mathews St., Los Angeles, CA 90033	Metro	14	\$ -	\$ 1,800
7 Central Pool	1357 East 22nd St., Los Angeles, CA 90011	Pacific	9	\$ -	\$ -
8 Van Ness Pool	5720 2nd Avenue, Los Angeles, CA 90043	Pacific	2	\$ -	\$ 1,800
9 Downey Pool	1775 N. Spring St., Los Angeles, CA 90031	Metro	1	\$ -	\$ -
10 Lincoln Pool	3501 Valley Blvd, Los Angeles, CA 90031	Metro	1	\$ -	\$ 1,800
11 Green Meadows Pool	431 E. 89th St., Los Angeles, CA 90003	Pacific	9	\$ -	\$ -
12 Sepulveda Pool	8737 Kester Ave., Panorama City, CA 91402	Valley	6	\$ -	\$ -
13 Costello Pool	3121 E. Olympic Blvd., Los Angeles, CA 90023	Metro	14	\$ -	\$ -
14 Jackie Tatum/Harvard Pool	6120 Denker St., Los Angeles, CA 90047	Pacific	8	\$ -	\$ -
15 Ross Snyder Pool	1501 East 41st St., Los Angeles, CA 90011	Pacific	9	\$ -	\$ -
16 Pecan Pool	120 S. Gless St., Los Angeles, CA 90033	Metro	14	\$ -	\$ -
17 Sun Valley Pool	8123 Vineland Ave., Sun Valley, CA 91352	Valley	6	\$ -	\$ -
18 Echo Deep Pool	1419 Colton St., Los Angeles, CA 90026	Metro	1	\$ -	\$ 1,800
19 Hollywood Pool	1122 Cole Ave., Los Angeles, CA 90038	Pacific	13	\$ -	\$ -
20 Celes King III Pool	5001 Rodeo Rd, Los Angeles, CA 90016	Pacific	10	\$ -	\$ 1,733
21 Highland Pool	6150 N. Piedmont Avenue, Los Angeles, CA 90042	Metro	1	\$ -	\$ -
22 EG Roberts Pool	4526 W. Pico Blvd., Los Angeles, CA 90019	Pacific	10	\$ -	\$ 1,733
23 Hubert Humphrey Pool	12560 Filmore St., Pacoima, CA 91331	Valley	7	\$ -	\$ 1,733
24 Harbor Pool	1221 N. Figueroa Pl., Wilmington, CA 90744	Pacific	15	\$ -	\$ -
25 Sylmar Pool	13109 Borden Ave, Los Angeles, CA 91342	Valley	7	\$ -	\$ -
26 Richard Alatorre Pool	4721 Klamath St., Los Angeles, CA 90032	Metro	14	\$ -	\$ 1,733
27 Valley Plaza Pool	6715 Laurel Grove Ave., North Hollywood, CA 91606	Valley	2	\$ -	\$ -
28 Glassell Pool	3704 Verdugo Rd., Los Angeles, CA 90065	Metro	1	\$ -	\$ 1,800
29 Reseda Pool	18411 Victory Blvd, Reseda, CA 91335	Valley	3	\$ -	\$ -

FY 2022/2023 (6/1/22 - 5/31/23) Estimated Enrollment Totals					
Estimated Total Enrollment	Estimated Enrollment -Swim Lessons	Estimated Enrollment - Swim Team	Estimated Enrollment - Dive, Synchro, Water Polo Teams	Estimated \$ Swim Lessons	Estimated \$ Swim Team
				\$33	\$ 205
1,873	1,440	282	151	\$ 47,995	\$ 57,810
1,440	1,440	0	0	\$ 47,995	\$ -
653	650	2	1	\$ 21,665	\$ 410
800	800	0	0	\$ 26,664	\$ -
1,408	1,320	41	47	\$ 43,996	\$ 8,405
1,498	1,440	33	25	\$ 47,995	\$ 6,765
812	800	8	4	\$ 26,664	\$ 1,640
1,440	1,440	0	0	\$ 47,995	\$ -
710	710	0	0	\$ 23,664	\$ -
1,440	1,440	0	0	\$ 47,995	\$ -
680	680	0	0	\$ 22,664	\$ -
800	800	0	0	\$ 26,664	\$ -
680	680	0	0	\$ 22,664	\$ -
680	680	0	0	\$ 22,664	\$ -
800	800	0	0	\$ 26,664	\$ -
680	680	0	0	\$ 22,664	\$ -
770	770	0	0	\$ 25,664	\$ -
1,688	1,440	112	136	\$ 47,995	\$ 22,960
770	770	0	0	\$ 25,664	\$ -
1,441	1,389	0	52	\$ 46,295	\$ -
800	800	0	0	\$ 26,664	\$ -
1,675	1,320	165	190	\$ 43,996	\$ 33,825
1,622	1,389	149	84	\$ 46,295	\$ 30,545
800	800	0	0	\$ 26,664	\$ -
800	800	0	0	\$ 26,664	\$ -
1,596	1,320	156	120	\$ 43,996	\$ 31,980
800	800	0	0	\$ 26,664	\$ -
1,676	1,511	98	67	\$ 50,362	\$ 20,090
770	770	0	0	\$ 25,664	\$ -

PROJECT PLAN

YOUTH SPORT PARTNERSHIP



Attachment 4a: Detail Aquatics

DOCUMENT NO.:

LA28-003

FISCAL YEAR:

2022/2023

AQUATICS - Pre-qualified					
30	Banning Pool	1450 N. Avalon Blvd., Wilmington, CA 90744	Pacific	15	\$ - \$ 1,733
31	Fernangeles Pool	8851 Laurel Canyon Blvd, Sun Valley, CA 91352	Valley	6	\$ - \$ -
32	North Hollywood Pool	5301 Tujunga Ave., North Hollywood, CA 91601	Valley	2	\$ - \$ -
33	Cleveland Pool	8120 Vanalden Ave., Reseda, CA 91335	Valley	3	\$ - \$ 1,733
34	Lanark Pool	21817 Strathern St., Canoga Park, CA 91304	Valley	3	\$ - \$ -
35	Ritchie Valens Pool	10731 Laurel Canyon Blvd., Pacoima, CA 91331	Valley	7	\$ - \$ -
Subtotal Aquatics - Pre-qualified				\$ -	\$ 24,731

FY 2022/2023 (6/1/22 - 5/31/23) Estimated Enrollment Totals					
1,549	1,320	90	139	\$ 43,996	\$ 18,450
800	800	0	0	\$ 26,664	\$ -
680	680	0	0	\$ 22,664	\$ -
1,900	1,320	310	270	\$ 43,996	\$ 63,550
770	770	0	0	\$ 25,664	\$ -
800	800	0	0	\$ 26,664	\$ -
38101	35369	1446	1286	\$ 1,178,849	\$ 296,430

PROJECT PLAN

YOUTH SPORT PARTNERSHIP



Attachment 4a: Detail Aquatics

DOCUMENT NO.:

LA28-003

FISCAL YEAR:

2022/2023

AQUATICS - Pre-qualified					
Facility	Address	Region	CD	Estimated \$ - Dive, Synchro, Water Polo Teams	Estimated Total Swim Lessons + Sports Teams
				\$ 185	
1 John C. Argue Swim Stadium	3980 Bill Robertson Lane, Los Angeles, CA 90037	Expo	9	\$ 27,935	\$ 133,740
2 Algin Sutton Pool	8800 S. Hoover St., Los Angeles, CA 90044	Pacific	8	\$ -	\$ 47,995
3 109th Pool	1500 E. 109th St., Los Angeles, CA 90059	Pacific	15	\$ 185	\$ 22,260
4 South Park Pool	345 East 51st St., Los Angeles, CA 90011	Pacific	9	\$ -	\$ 26,664
5 Fremont Pool	7630 Towne Ave., Los Angeles, CA 90003	Pacific	9	\$ 8,695	\$ 61,096
6 Roosevelt Pool	456 S. Mathews St., Los Angeles, CA 90033	Metro	14	\$ 4,625	\$ 59,385
7 Central Pool	1357 East 22nd St., Los Angeles, CA 90011	Pacific	9	\$ 740	\$ 29,044
8 Van Ness Pool	5720 2nd Avenue, Los Angeles, CA 90043	Pacific	2	\$ -	\$ 47,995
9 Downey Pool	1775 N. Spring St., Los Angeles, CA 90031	Metro	1	\$ -	\$ 23,664
10 Lincoln Pool	3501 Valley Blvd, Los Angeles, CA 90031	Metro	1	\$ -	\$ 47,995
11 Green Meadows Pool	431 E. 89th St., Los Angeles, CA 90003	Pacific	9	\$ -	\$ 22,664
12 Sepulveda Pool	8737 Kester Ave., Panorama City, CA 91402	Valley	6	\$ -	\$ 26,664
13 Costello Pool	3121 E. Olympic Blvd., Los Angeles, CA 90023	Metro	14	\$ -	\$ 22,664
14 Jackie Tatum/Harvard Pool	6120 Denker St., Los Angeles, CA 90047	Pacific	8	\$ -	\$ 22,664
15 Ross Snyder Pool	1501 East 41st St., Los Angeles, CA 90011	Pacific	9	\$ -	\$ 26,664
16 Pecan Pool	120 S. Gless St., Los Angeles, CA 90033	Metro	14	\$ -	\$ 22,664
17 Sun Valley Pool	8123 Vineland Ave., Sun Valley, CA 91352	Valley	6	\$ -	\$ 25,664
18 Echo Deep Pool	1419 Colton St., Los Angeles, CA 90026	Metro	1	\$ 25,160	\$ 96,115
19 Hollywood Pool	1122 Cole Ave., Los Angeles, CA 90038	Pacific	13	\$ -	\$ 25,664
20 Celes King III Pool	5001 Rodeo Rd, Los Angeles, CA 90016	Pacific	10	\$ 9,620	\$ 55,915
21 Highland Pool	6150 N. Piedmont Avenue, Los Angeles, CA 90042	Metro	1	\$ -	\$ 26,664
22 EG Roberts Pool	4526 W. Pico Blvd., Los Angeles, CA 90019	Pacific	10	\$ 35,150	\$ 112,971
23 Hubert Humphrey Pool	12560 Filmore St., Pacoima, CA 91331	Valley	7	\$ 15,540	\$ 92,380
24 Harbor Pool	1221 N. Figueroa Pl., Wilmington, CA 90744	Pacific	15	\$ -	\$ 26,664
25 Sylmar Pool	13109 Borden Ave, Los Angeles, CA 91342	Valley	7	\$ -	\$ 26,664
26 Richard Alatorre Pool	4721 Klamath St., Los Angeles, CA 90032	Metro	14	\$ 22,200	\$ 98,176
27 Valley Plaza Pool	6715 Laurelgrove Ave., North Hollywood, CA 91606	Valley	2	\$ -	\$ 26,664
28 Glassell Pool	3704 Verdugo Rd., Los Angeles, CA 90065	Metro	1	\$ 12,395	\$ 82,847
29 Reseda Pool	18411 Victory Blvd, Reseda, CA 91335	Valley	3	\$ -	\$ 25,664

PROJECT PLAN

YOUTH SPORT PARTNERSHIP



Attachment 4a: Detail Aquatics

DOCUMENT NO.: LA28-003
FISCAL YEAR: 2022/2023

AQUATICS - Pre-qualified						
30	Banning Pool	1450 N. Avalon Blvd., Wilmington, CA 90744	Pacific	15	\$ 25,715	\$ 88,161
31	Fernangeles Pool	8851 Laurel Canyon Blvd, Sun Valley, CA 91352	Valley	6	\$ -	\$ 26,664
32	North Hollywood Pool	5301 Tujunga Ave., North Hollywood, CA 91601	Valley	2	\$ -	\$ 22,664
33	Cleveland Pool	8120 Vanalden Ave., Reseda, CA 91335	Valley	3	\$ 49,950	\$ 157,496
34	Lanark Pool	21817 Strathern St., Canoga Park, CA 91304	Valley	3	\$ -	\$ 25,664
35	Ritchie Valens Pool	10731 Laurel Canyon Blvd., Pacoima, CA 91331	Valley	7	\$ -	\$ 26,664
Subtotal Aquatics - Pre-qualified					\$ 237,910	\$ 1,713,189

PROJECT PLAN
YOUTH SPORT PARTNERSHIP



Attachment 4a: Detail Aquatics

DOCUMENT NO.: LA28-003
FISCAL YEAR: 2022/2023

AQUATICS Non pre-qualified (with self certification)				Summer 2018 (6/1/18 - 8/31/18) Actual Enrollment (Baseline) Totals				Fall 2018 (9/1/18 - 12/31/18) Actual Enrollment (Baseline) Totals			
Facility	Address	Region	CD	Actual Enrollment (Baseline) - Swim Lessons	Actual Enrollment (Baseline) Swim Team	Actual Enrollment (Baseline) Dive, Synchro, Water Polo Teams	Actual (Baseline) Total Enrollment	Actual Enrollment (Baseline) - Swim Lessons	Actual Enrollment (Baseline) Swim Team	Actual Enrollment (Baseline) Dive, Synchro, Water Polo Teams	Actual (Baseline) Total Enrollment
1 Hey Rookie Pool	3601 S. Gaffey St., San Pedro, CA 90731	Pacific	15	653	32	23	708	61	29		90
2 Verdugo Hills Pool	10654 Irma Ave., Tujunga, CA 91042	Valley	7	381			381				0
3 LACES Pool	5931 W. 18th St., Los Angeles, CA 90035	Pacific	10	949	70	85	1,104	151	63	17	231
4 Yosemite Pool	1840 Yosemite Dr., Los Angeles, CA 90041	Metro	14	599	21	22	642				0
5 Stoner Park Pool	1835 Stoner Ave., Los Angeles, CA 90025	Pacific	11	365			365				0
6 Granada Hills Pool	16730 Chatsworth St., Granada Hills, CA 91344	Valley	12	733			733				0
7 Westwood Pool	1350 Sepulveda Blvd., Los Angeles, CA 90025	Pacific	5	391	51	48	490	81	44	10	135
8 Woodland Hills Pool	5858 Shoup Ave., Woodland Hills, CA 91367	Valley	3	965	19	12	996				0
9 Westchester Pool	9100 Lincoln Blvd., Los Angeles, CA 90045	Pacific	11	775			775				0
10 Van Nuys Sherman Oaks Pool	14021 Huston St., Van Nuys, CA 91423	Valley	4	1136	57	101	1,294	108	51	96	255
11 Peck Park Pool	560 N. Western Ave., San Pedro, CA 90732	Pacific	15	0			0				0
12 Northridge Pool	10058 Reseda Blvd., Northridge, CA 91324	Valley	12	663			663				0
13 Griffith Park Pool	3401 Riverside Dr., Los Angeles, CA 90027	Metro	4	896			896				0
14 Venice High School Indoor Pool	2490 Walgrove Ave., Los Angeles, CA 90066	Pacific	11	921	66	69	1,056	81	70	20	171
15 Pan Pacific Park Pool	141 S. Gardner St., Los Angeles, CA 90036	Pacific	4	416			416				0
16 Mar Vista Pool	11655 Palms Blvd., Los Angeles, CA 90066	Pacific	11	613			613				0
17 Cheviot Hills Pool	2693 Motor Ave., Los Angeles, CA 90064	Pacific	5	357		2	359				0
18 Rustic Canyon Pool	601 Latimer Rd., Pacific Palisades, CA 90402	Pacific	11	48			48				0
Subtotal Aquatics - Non pre-qualified (with self certification)				10861	316	362	11,539	482	257	143	882
Total Aquatics				36073	1064	1009	38146	2159	670	219	3048

PROJECT PLAN
YOUTH SPORT PARTNERSHIP



Attachment 4a: Detail Aquatics

DOCUMENT NO.: LA28-003
FISCAL YEAR: 2022/2023

AQUATICS Non pre-qualified (with self certification)				Winter 2019 (1/1/19 - 3/31/19) Actual Enrollment (Baseline) Totals				Spring 2019 (4/1/19 - 5/31/19) Actual Enrollment (Baseline) Totals				
Facility	Address	Region	CD	Actual Enrollment (Baseline) - Swim Lessons	Actual Enrollment (Baseline) Swim Team	Actual Enrollment (Baseline) Dive, Synchro, Water Polo Teams	Actual (Baseline) Total Enrollment	Actual Enrollment (Baseline) - Swim Lessons	Actual Enrollment (Baseline) Swim Team	Actual Enrollment (Baseline) Dive, Synchro, Water Polo Teams	Actual (Baseline) Total Enrollment	Actual Enrollment (Baseline) - Swim Lessons
1 Hey Rookie Pool	3601 S. Gaffey St., San Pedro, CA 90731	Pacific	15	24		40	64	25			25	763
2 Verdugo Hills Pool	10654 Irma Ave., Tujunga, CA 91042	Valley	7				0				0	381
3 LACES Pool	5931 W. 18th St., Los Angeles, CA 90035	Pacific	10	83		54	137	116			116	1299
4 Yosemite Pool	1840 Yosemite Dr., Los Angeles, CA 90041	Metro	14				0				0	599
5 Stoner Park Pool	1835 Stoner Ave., Los Angeles, CA 90025	Pacific	11				0				0	365
6 Granada Hills Pool	16730 Chatsworth St., Granada Hills, CA 91344	Valley	12				0				0	733
7 Westwood Pool	1350 Sepulveda Blvd., Los Angeles, CA 90025	Pacific	5	68		25	93	5			5	545
8 Woodland Hills Pool	5858 Shoup Ave., Woodland Hills, CA 91367	Valley	3				0				0	965
9 Westchester Pool	9100 Lincoln Blvd., Los Angeles, CA 90045	Pacific	11				0				0	775
10 Van Nuys Sherman Oaks Pool	14021 Huston St., Van Nuys, CA 91423	Valley	4	59		91	150	147			147	1450
11 Peck Park Pool	560 N. Western Ave., San Pedro, CA 90732	Pacific	15				0				0	0
12 Northridge Pool	10058 Reseda Blvd., Northridge, CA 91324	Valley	12				0				0	663
13 Griffith Park Pool	3401 Riverside Dr., Los Angeles, CA 90027	Metro	4				0				0	896
14 Venice High School Indoor Pool	2490 Walgrove Ave., Los Angeles, CA 90066	Pacific	11	36		59	95	60			60	1098
15 Pan Pacific Park Pool	141 S. Gardner St., Los Angeles, CA 90036	Pacific	4				0				0	416
16 Mar Vista Pool	11655 Palms Blvd., Los Angeles, CA 90066	Pacific	11				0				0	613
17 Cheviot Hills Pool	2693 Motor Ave., Los Angeles, CA 90064	Pacific	5				0				0	357
18 Rustic Canyon Pool	601 Latimer Rd., Pacific Palisades, CA 90402	Pacific	11				0				0	48
Subtotal Aquatics - Non pre-qualified (with self certification)				270	0	269	539	353	0	0	353	11966
Total Aquatics				1097	49	617	1763	1369	0	0	1369	40698

PROJECT PLAN

YOUTH SPORT PARTNERSHIP



Attachment 4a: Detail Aquatics

DOCUMENT NO.:

LA28-003

FISCAL YEAR:

2022/2023

AQUATICS Non pre-qualified (with self certification)				FY 2018/2019 (6/1/18 - 5/31/19) Actual Enrollment (Baseline) Totals		
Facility	Address	Region	CD	Actual Enrollment (Baseline) Swim Team	Actual Enrollment (Baseline) Dive, Synchro, Water Polo Teams	Actual (Baseline) Total Enrollment
1 Hey Rookie Pool	3601 S. Gaffey St., San Pedro, CA 90731	Pacific	15	61	63	887
2 Verdugo Hills Pool	10654 Irma Ave., Tujunga, CA 91042	Valley	7	0	0	381
3 LACES Pool	5931 W. 18th St., Los Angeles, CA 90035	Pacific	10	133	156	1,588
4 Yosemite Pool	1840 Yosemite Dr., Los Angeles, CA 90041	Metro	14	21	22	642
5 Stoner Park Pool	1835 Stoner Ave., Los Angeles, CA 90025	Pacific	11	0	0	365
6 Granada Hills Pool	16730 Chatsworth St., Granada Hills, CA 91344	Valley	12	0	0	733
7 Westwood Pool	1350 Sepulveda Blvd., Los Angeles, CA 90025	Pacific	5	95	83	723
8 Woodland Hills Pool	5858 Shoup Ave., Woodland Hills, CA 91367	Valley	3	19	12	996
9 Westchester Pool	9100 Lincoln Blvd., Los Angeles, CA 90045	Pacific	11	0	0	775
10 Van Nuys Sherman Oaks Pool	14021 Huston St., Van Nuys, CA 91423	Valley	4	108	288	1,846
11 Peck Park Pool	560 N. Western Ave., San Pedro, CA 90732	Pacific	15	0	0	0
12 Northridge Pool	10058 Reseda Blvd., Northridge, CA 91324	Valley	12	0	0	663
13 Griffith Park Pool	3401 Riverside Dr., Los Angeles, CA 90027	Metro	4	0	0	896
14 Venice High School Indoor Pool	2490 Walgrove Ave., Los Angeles, CA 90066	Pacific	11	136	148	1,382
15 Pan Pacific Park Pool	141 S. Gardner St., Los Angeles, CA 90036	Pacific	4	0	0	416
16 Mar Vista Pool	11655 Palms Blvd., Los Angeles, CA 90066	Pacific	11	0	0	613
17 Cheviot Hills Pool	2693 Motor Ave., Los Angeles, CA 90064	Pacific	5	0	2	359
18 Rustic Canyon Pool	601 Latimer Rd., Pacific Palisades, CA 90402	Pacific	11	0	0	48
Subtotal Aquatics - Non pre-qualified (with self certification)				573	774	13,313
Total Aquatics				1783	1845	44326

PROJECT PLAN
YOUTH SPORT PARTNERSHIP



Attachment 4a: Detail Aquatics

DOCUMENT NO.: LA28-003
FISCAL YEAR: 2022/2023

AQUATICS Non pre-qualified (with self certification)			
Facility	Address	Region	CD
1 Hey Rookie Pool	3601 S. Gaffey St., San Pedro, CA 90731	Pacific	15
2 Verdugo Hills Pool	10654 Irma Ave., Tujunga, CA 91042	Valley	7
3 LACES Pool	5931 W. 18th St., Los Angeles, CA 90035	Pacific	10
4 Yosemite Pool	1840 Yosemite Dr., Los Angeles, CA 90041	Metro	14
5 Stoner Park Pool	1835 Stoner Ave., Los Angeles, CA 90025	Pacific	11
6 Granada Hills Pool	16730 Chatsworth St., Granada Hills, CA 91344	Valley	12
7 Westwood Pool	1350 Sepulveda Blvd., Los Angeles, CA 90025	Pacific	5
8 Woodland Hills Pool	5858 Shoup Ave., Woodland Hills, CA 91367	Valley	3
9 Westchester Pool	9100 Lincoln Blvd., Los Angeles, CA 90045	Pacific	11
10 Van Nuys Sherman Oaks Pool	14021 Huston St., Van Nuys, CA 91423	Valley	4
11 Peck Park Pool	560 N. Western Ave., San Pedro, CA 90732	Pacific	15
12 Northridge Pool	10058 Reseda Blvd., Northridge, CA 91324	Valley	12
13 Griffith Park Pool	3401 Riverside Dr., Los Angeles, CA 90027	Metro	4
14 Venice High School Indoor Pool	2490 Walgrove Ave., Los Angeles, CA 90066	Pacific	11
15 Pan Pacific Park Pool	141 S. Gardner St., Los Angeles, CA 90036	Pacific	4
16 Mar Vista Pool	11655 Palms Blvd., Los Angeles, CA 90066	Pacific	11
17 Cheviot Hills Pool	2693 Motor Ave., Los Angeles, CA 90064	Pacific	5
18 Rustic Canyon Pool	601 Latimer Rd., Pacific Palisades, CA 90402	Pacific	11
Subtotal Aquatics - Non pre-qualified (with self certification)			
Total Aquatics			

Summer 2022: Lessons (6/20/22 - 8/16/22); Teams (6/20/22 - 9/05/22) Estimated Enrollment Totals							
Estimated Total Enrollment	Estimated Enrollment - Swim Lessons	Estimated Enrollment - Swim Team	Estimated Enrollment - Dive, Synchro, Water Polo Teams	Estimated \$ Swim Lessons \$33	Estimated \$ Swim Team 205	Estimated \$ - Dive, Synchro, Water Polo Teams 185	Estimated Total Swim Lessons + Sports Teams
566	522	26	18	\$ 17,412	\$ 5,248	\$ 3,404	\$ 26,064
305	305	0	0	\$ 10,159	\$ -	\$ -	\$ 10,159
883	759	56	68	\$ 25,304	\$ 11,480	\$ 12,580	\$ 49,364
514	479	17	18	\$ 15,972	\$ 3,444	\$ 3,256	\$ 22,672
292	292	0	0	\$ 9,732	\$ -	\$ -	\$ 9,732
586	586	0	0	\$ 19,545	\$ -	\$ -	\$ 19,545
392	313	41	38	\$ 10,426	\$ 8,364	\$ 7,104	\$ 25,894
797	772	15	10	\$ 25,731	\$ 3,116	\$ 1,776	\$ 30,623
620	620	0	0	\$ 20,665	\$ -	\$ -	\$ 20,665
1,035	909	46	81	\$ 30,290	\$ 9,348	\$ 14,948	\$ 54,586
0	0	0	0	\$ -	\$ -	\$ -	\$ -
530	530	0	0	\$ 17,678	\$ -	\$ -	\$ 17,678
717	717	0	0	\$ 23,891	\$ -	\$ -	\$ 23,891
845	737	53	55	\$ 24,558	\$ 10,824	\$ 10,212	\$ 45,594
333	333	0	0	\$ 11,092	\$ -	\$ -	\$ 11,092
490	490	0	0	\$ 16,345	\$ -	\$ -	\$ 16,345
287	286	0	2	\$ 9,519	\$ -	\$ 296	\$ 9,815
38	38	0	0	\$ 1,280	\$ -	\$ -	\$ 1,280
9231	8689	253	290	\$ 289,598	\$ 51,824	\$ 53,576	\$ 394,998
32537	30907	559	1072	\$ 1,030,124	\$ 114,554	\$ 198,246	\$ 1,342,924

PROJECT PLAN
YOUTH SPORT PARTNERSHIP



Attachment 4a: Detail Aquatics

DOCUMENT NO.: LA28-003
FISCAL YEAR: 2022/2023

AQUATICS Non pre-qualified (with self certification)				Fall 2022: Lessons (9/20/22 - 12/1)			
				Estimated Enr			
Facility	Address	Region	CD	Estimated Total Enrollment	Estimated Enrollment -Swim Lessons	Estimated Enrollment - Swim Team	Estimated Enrollment - Dive, Synchro, Water Polo Teams
1 Hey Rookie Pool	3601 S. Gaffey St., San Pedro, CA 90731	Pacific	15	72	49	23	0
2 Verdugo Hills Pool	10654 Irma Ave., Tujunga, CA 91042	Valley	7	0	0	0	0
3 LACES Pool	5931 W. 18th St., Los Angeles, CA 90035	Pacific	10	185	121	50	14
4 Yosemite Pool	1840 Yosemite Dr., Los Angeles, CA 90041	Metro	14	0	0	0	0
5 Stoner Park Pool	1835 Stoner Ave., Los Angeles, CA 90025	Pacific	11	0	0	0	0
6 Granada Hills Pool	16730 Chatsworth St., Granada Hills, CA 91344	Valley	12	0	0	0	0
7 Westwood Pool	1350 Sepulveda Blvd., Los Angeles, CA 90025	Pacific	5	108	65	35	8
8 Woodland Hills Pool	5858 Shoup Ave., Woodland Hills, CA 91367	Valley	3	0	0	0	0
9 Westchester Pool	9100 Lincoln Blvd., Los Angeles, CA 90045	Pacific	11	0	0	0	0
10 Van Nuys Sherman Oaks Pool	14021 Huston St., Van Nuys, CA 91423	Valley	4	204	86	41	77
11 Peck Park Pool	560 N. Western Ave., San Pedro, CA 90732	Pacific	15	0	0	0	0
12 Northridge Pool	10058 Reseda Blvd., Northridge, CA 91324	Valley	12	0	0	0	0
13 Griffith Park Pool	3401 Riverside Dr., Los Angeles, CA 90027	Metro	4	0	0	0	0
14 Venice High School Indoor Pool	2490 Walgrove Ave., Los Angeles, CA 90066	Pacific	11	137	65	56	16
15 Pan Pacific Park Pool	141 S. Gardner St., Los Angeles, CA 90036	Pacific	4	0	0	0	0
16 Mar Vista Pool	11655 Palms Blvd., Los Angeles, CA 90066	Pacific	11	0	0	0	0
17 Cheviot Hills Pool	2693 Motor Ave., Los Angeles, CA 90064	Pacific	5	0	0	0	0
18 Rustic Canyon Pool	601 Latimer Rd., Pacific Palisades, CA 90402	Pacific	11	0	0	0	0
Subtotal Aquatics - Non pre-qualified (with self certification)				706	386	206	114
Total Aquatics				5634	4629	776	229

PROJECT PLAN

YOUTH SPORT PARTNERSHIP



Attachment 4a: Detail Aquatics

DOCUMENT NO.:

LA28-003

FISCAL YEAR:

2022/2023

AQUATICS Non pre-qualified (with self certification)				8/22; Teams (9/20/22 - 12/16/22)			
Facility	Address	Region	CD	Estimated \$ Swim Lessons	Estimated \$ Swim Team	Estimated \$ - Dive, Synchro, Water Polo Teams	Estimated Total Swim Lessons + Sports Teams
				\$33	\$ 205	\$ 185	
1 Hey Rookie Pool	3601 S. Gaffey St., San Pedro, CA 90731	Pacific	15	\$ 1,627	\$ 4,756	\$ -	\$ 6,383
2 Verdugo Hills Pool	10654 Irma Ave., Tujunga, CA 91042	Valley	7	\$ -	\$ -	\$ -	\$ -
3 LACES Pool	5931 W. 18th St., Los Angeles, CA 90035	Pacific	10	\$ 4,026	\$ 10,332	\$ 2,516	\$ 16,874
4 Yosemite Pool	1840 Yosemite Dr., Los Angeles, CA 90041	Metro	14	\$ -	\$ -	\$ -	\$ -
5 Stoner Park Pool	1835 Stoner Ave., Los Angeles, CA 90025	Pacific	11	\$ -	\$ -	\$ -	\$ -
6 Granada Hills Pool	16730 Chatsworth St., Granada Hills, CA 91344	Valley	12	\$ -	\$ -	\$ -	\$ -
7 Westwood Pool	1350 Sepulveda Blvd., Los Angeles, CA 90025	Pacific	5	\$ 2,160	\$ 7,216	\$ 1,480	\$ 10,856
8 Woodland Hills Pool	5858 Shoup Ave., Woodland Hills, CA 91367	Valley	3	\$ -	\$ -	\$ -	\$ -
9 Westchester Pool	9100 Lincoln Blvd., Los Angeles, CA 90045	Pacific	11	\$ -	\$ -	\$ -	\$ -
10 Van Nuys Sherman Oaks Pool	14021 Huston St., Van Nuys, CA 91423	Valley	4	\$ 2,880	\$ 8,364	\$ 14,208	\$ 25,452
11 Peck Park Pool	560 N. Western Ave., San Pedro, CA 90732	Pacific	15	\$ -	\$ -	\$ -	\$ -
12 Northridge Pool	10058 Reseda Blvd., Northridge, CA 91324	Valley	12	\$ -	\$ -	\$ -	\$ -
13 Griffith Park Pool	3401 Riverside Dr., Los Angeles, CA 90027	Metro	4	\$ -	\$ -	\$ -	\$ -
14 Venice High School Indoor Pool	2490 Walgrove Ave., Los Angeles, CA 90066	Pacific	11	\$ 2,160	\$ 11,480	\$ 2,960	\$ 16,600
15 Pan Pacific Park Pool	141 S. Gardner St., Los Angeles, CA 90036	Pacific	4	\$ -	\$ -	\$ -	\$ -
16 Mar Vista Pool	11655 Palms Blvd., Los Angeles, CA 90066	Pacific	11	\$ -	\$ -	\$ -	\$ -
17 Cheviot Hills Pool	2693 Motor Ave., Los Angeles, CA 90064	Pacific	5	\$ -	\$ -	\$ -	\$ -
18 Rustic Canyon Pool	601 Latimer Rd., Pacific Palisades, CA 90402	Pacific	11	\$ -	\$ -	\$ -	\$ -
Subtotal Aquatics - Non pre-qualified (with self certification)				\$ 12,852	\$ 42,148	\$ 21,164	\$ 76,164
Total Aquatics				\$ 154,271	\$ 158,998	\$ 42,439	\$ 355,708

Winter 2023: Lessons (1/03/23 - 3/31/23)			
Estimated Total Enrollment	Estimated Enrollment - Swim Lessons	Estimated Enrollment - Swim Team	Estimated Enrollment - Dive, Synchro, Water Polo Teams
51	19	0	32
0	0	0	0
110	66	0	43
0	0	0	0
0	0	0	0
0	0	0	0
74	54	0	20
0	0	0	0
0	0	0	0
120	47	0	73
0	0	0	0
0	0	0	0
0	0	0	0
76	29	0	47
0	0	0	0
0	0	0	0
0	0	0	0
0	0	0	0
431	216	0	215
9556	8382	570	604

PROJECT PLAN

YOUTH SPORT PARTNERSHIP



Attachment 4a: Detail Aquatics

DOCUMENT NO.:

LA28-003

FISCAL YEAR:

2022/2023

AQUATICS Non pre-qualified (with self certification)				26/23); Teams (1/31/23 - 4/21/23) ollment Totals			
Facility	Address	Region	CD	Estimated \$ Swim Lessons \$33	Estimated \$ Swim Team \$ 205	Estimated \$ - Dive, Synchro, Water Polo Teams \$ 185	Estimated Total Swim Lessons + Sports Teams
1 Hey Rookie Pool	3601 S. Gaffey St., San Pedro, CA 90731	Pacific	15	\$ 640	\$ -	\$ 5,920	\$ 6,560
2 Verdugo Hills Pool	10654 Irma Ave., Tujunga, CA 91042	Valley	7	\$ -	\$ -	\$ -	\$ -
3 LACES Pool	5931 W. 18th St., Los Angeles, CA 90035	Pacific	10	\$ 2,213	\$ -	\$ 7,992	\$ 10,205
4 Yosemite Pool	1840 Yosemite Dr., Los Angeles, CA 90041	Metro	14	\$ -	\$ -	\$ -	\$ -
5 Stoner Park Pool	1835 Stoner Ave., Los Angeles, CA 90025	Pacific	11	\$ -	\$ -	\$ -	\$ -
6 Granada Hills Pool	16730 Chatsworth St., Granada Hills, CA 91344	Valley	12	\$ -	\$ -	\$ -	\$ -
7 Westwood Pool	1350 Sepulveda Blvd., Los Angeles, CA 90025	Pacific	5	\$ 1,813	\$ -	\$ 3,700	\$ 5,513
8 Woodland Hills Pool	5858 Shoup Ave., Woodland Hills, CA 91367	Valley	3	\$ -	\$ -	\$ -	\$ -
9 Westchester Pool	9100 Lincoln Blvd., Los Angeles, CA 90045	Pacific	11	\$ -	\$ -	\$ -	\$ -
10 Van Nuys Sherman Oaks Pool	14021 Huston St., Van Nuys, CA 91423	Valley	4	\$ 1,573	\$ -	\$ 13,468	\$ 15,041
11 Peck Park Pool	560 N. Western Ave., San Pedro, CA 90732	Pacific	15	\$ -	\$ -	\$ -	\$ -
12 Northridge Pool	10058 Reseda Blvd., Northridge, CA 91324	Valley	12	\$ -	\$ -	\$ -	\$ -
13 Griffith Park Pool	3401 Riverside Dr., Los Angeles, CA 90027	Metro	4	\$ -	\$ -	\$ -	\$ -
14 Venice High School Indoor Pool	2490 Walgrove Ave., Los Angeles, CA 90066	Pacific	11	\$ 960	\$ -	\$ 8,732	\$ 9,692
15 Pan Pacific Park Pool	141 S. Gardner St., Los Angeles, CA 90036	Pacific	4	\$ -	\$ -	\$ -	\$ -
16 Mar Vista Pool	11655 Palms Blvd., Los Angeles, CA 90066	Pacific	11	\$ -	\$ -	\$ -	\$ -
17 Cheviot Hills Pool	2693 Motor Ave., Los Angeles, CA 90064	Pacific	5	\$ -	\$ -	\$ -	\$ -
18 Rustic Canyon Pool	601 Latimer Rd., Pacific Palisades, CA 90402	Pacific	11	\$ -	\$ -	\$ -	\$ -
Subtotal Aquatics - Non pre-qualified (with self certification)				\$ 7,199	\$ -	\$ 39,812	\$ 47,011
Total Aquatics				\$ 279,372	\$ 116,850	\$ 111,777	\$ 507,999

PROJECT PLAN
YOUTH SPORT PARTNERSHIP



Attachment 4a: Detail Aquatics

DOCUMENT NO.: LA28-003
FISCAL YEAR: 2022/2023

AQUATICS Non pre-qualified (with self certification)			
Facility	Address	Region	CD
1 Hey Rookie Pool	3601 S. Gaffey St., San Pedro, CA 90731	Pacific	15
2 Verdugo Hills Pool	10654 Irma Ave., Tujunga, CA 91042	Valley	7
3 LACES Pool	5931 W. 18th St., Los Angeles, CA 90035	Pacific	10
4 Yosemite Pool	1840 Yosemite Dr., Los Angeles, CA 90041	Metro	14
5 Stoner Park Pool	1835 Stoner Ave., Los Angeles, CA 90025	Pacific	11
6 Granada Hills Pool	16730 Chatsworth St., Granada Hills, CA 91344	Valley	12
7 Westwood Pool	1350 Sepulveda Blvd., Los Angeles, CA 90025	Pacific	5
8 Woodland Hills Pool	5858 Shoup Ave., Woodland Hills, CA 91367	Valley	3
9 Westchester Pool	9100 Lincoln Blvd., Los Angeles, CA 90045	Pacific	11
10 Van Nuys Sherman Oaks Pool	14021 Huston St., Van Nuys, CA 91423	Valley	4
11 Peck Park Pool	560 N. Western Ave., San Pedro, CA 90732	Pacific	15
12 Northridge Pool	10058 Reseda Blvd., Northridge, CA 91324	Valley	12
13 Griffith Park Pool	3401 Riverside Dr., Los Angeles, CA 90027	Metro	4
14 Venice High School Indoor Pool	2490 Walgrove Ave., Los Angeles, CA 90066	Pacific	11
15 Pan Pacific Park Pool	141 S. Gardner St., Los Angeles, CA 90036	Pacific	4
16 Mar Vista Pool	11655 Palms Blvd., Los Angeles, CA 90066	Pacific	11
17 Cheviot Hills Pool	2693 Motor Ave., Los Angeles, CA 90064	Pacific	5
18 Rustic Canyon Pool	601 Latimer Rd., Pacific Palisades, CA 90402	Pacific	11
Subtotal Aquatics - Non pre-qualified (with self certification)			
Total Aquatics			

Spring 2023: Lessons (3/28/23 - 5/21/23) Estimated Enrollment Totals							
Estimated Total Enrollment	Estimated Enrollment -Swim Lessons	Estimated Enrollment - Swim Team	Estimated Enrollment - Dive, Synchro, Water Polo Teams	Estimated \$ Swim Lessons \$33	Estimated \$ Swim Team \$ 205	Estimated \$ - Dive, Synchro, Water Polo Teams \$ 185	Estimated Total Swim Lessons + Sports Teams
20	20	0	0	\$ 667	\$ -	\$ -	\$ 667
0	0	0	0	\$ -	\$ -	\$ -	\$ -
93	93	0	0	\$ 3,093	\$ -	\$ -	\$ 3,093
0	0	0	0	\$ -	\$ -	\$ -	\$ -
0	0	0	0	\$ -	\$ -	\$ -	\$ -
0	0	0	0	\$ -	\$ -	\$ -	\$ -
4	4	0	0	\$ 133	\$ -	\$ -	\$ 133
0	0	0	0	\$ -	\$ -	\$ -	\$ -
0	0	0	0	\$ -	\$ -	\$ -	\$ -
118	118	0	0	\$ 3,920	\$ -	\$ -	\$ 3,920
0	0	0	0	\$ -	\$ -	\$ -	\$ -
0	0	0	0	\$ -	\$ -	\$ -	\$ -
0	0	0	0	\$ -	\$ -	\$ -	\$ -
48	48	0	0	\$ 1,600	\$ -	\$ -	\$ 1,600
0	0	0	0	\$ -	\$ -	\$ -	\$ -
0	0	0	0	\$ -	\$ -	\$ -	\$ -
0	0	0	0	\$ -	\$ -	\$ -	\$ -
0	0	0	0	\$ -	\$ -	\$ -	\$ -
282	282	0	0	\$ 9,412	\$ -	\$ -	\$ 9,412
1024	1024	0	0	\$ 34,143	\$ -	\$ -	\$ 34,143

PROJECT PLAN
YOUTH SPORT PARTNERSHIP



Attachment 4a: Detail Aquatics

DOCUMENT NO.: LA28-003
FISCAL YEAR: 2022/2023

AQUATICS Non pre-qualified (with self certification)			
Facility	Address	Region	CD
1 Hey Rookie Pool	3601 S. Gaffey St., San Pedro, CA 90731	Pacific	15
2 Verdugo Hills Pool	10654 Irma Ave., Tujunga, CA 91042	Valley	7
3 LACES Pool	5931 W. 18th St., Los Angeles, CA 90035	Pacific	10
4 Yosemite Pool	1840 Yosemite Dr., Los Angeles, CA 90041	Metro	14
5 Stoner Park Pool	1835 Stoner Ave., Los Angeles, CA 90025	Pacific	11
6 Granada Hills Pool	16730 Chatsworth St., Granada Hills, CA 91344	Valley	12
7 Westwood Pool	1350 Sepulveda Blvd., Los Angeles, CA 90025	Pacific	5
8 Woodland Hills Pool	5858 Shoup Ave., Woodland Hills, CA 91367	Valley	3
9 Westchester Pool	9100 Lincoln Blvd., Los Angeles, CA 90045	Pacific	11
10 Van Nuys Sherman Oaks Pool	14021 Huston St., Van Nuys, CA 91423	Valley	4
11 Peck Park Pool	560 N. Western Ave., San Pedro, CA 90732	Pacific	15
12 Northridge Pool	10058 Reseda Blvd., Northridge, CA 91324	Valley	12
13 Griffith Park Pool	3401 Riverside Dr., Los Angeles, CA 90027	Metro	4
14 Venice High School Indoor Pool	2490 Walgrove Ave., Los Angeles, CA 90066	Pacific	11
15 Pan Pacific Park Pool	141 S. Gardner St., Los Angeles, CA 90036	Pacific	4
16 Mar Vista Pool	11655 Palms Blvd., Los Angeles, CA 90066	Pacific	11
17 Cheviot Hills Pool	2693 Motor Ave., Los Angeles, CA 90064	Pacific	5
18 Rustic Canyon Pool	601 Latimer Rd., Pacific Palisades, CA 90402	Pacific	11
Subtotal Aquatics - Non pre-qualified (with self certification)			
Total Aquatics			

FY 2022/2023 (6/1/22 - 5/31/23) Estimated Enrollment Totals							
Estimated Total Enrollment	Estimated Enrollment -Swim Lessons	Estimated Enrollment - Swim Team	Estimated Enrollment - Dive, Synchro, Water Polo Teams	Estimated \$ Swim Lessons \$33	Estimated \$ Swim Team \$ 205	Estimated \$ - Dive, Synchro, Water Polo Teams \$ 185	Estimated Total Swim Lessons + Sports Teams
710	610	49	50	\$ 20,345	\$ 10,004	\$ 9,324	\$ 39,673
305	305	0	0	\$ 10,159	\$ -	\$ -	\$ 10,159
1,270	1,039	106	125	\$ 34,637	\$ 21,812	\$ 23,088	\$ 79,537
514	479	17	18	\$ 15,972	\$ 3,444	\$ 3,256	\$ 22,672
292	292	0	0	\$ 9,732	\$ -	\$ -	\$ 9,732
586	586	0	0	\$ 19,545	\$ -	\$ -	\$ 19,545
578	436	76	66	\$ 14,532	\$ 15,580	\$ 12,284	\$ 42,396
797	772	15	10	\$ 25,731	\$ 3,116	\$ 1,776	\$ 30,623
620	620	0	0	\$ 20,665	\$ -	\$ -	\$ 20,665
1,477	1,160	86	230	\$ 38,663	\$ 17,712	\$ 42,624	\$ 98,999
0	0	0	0	\$ -	\$ -	\$ -	\$ -
530	530	0	0	\$ 17,678	\$ -	\$ -	\$ 17,678
717	717	0	0	\$ 23,891	\$ -	\$ -	\$ 23,891
1,106	878	109	118	\$ 29,277	\$ 22,304	\$ 21,904	\$ 73,485
333	333	0	0	\$ 11,092	\$ -	\$ -	\$ 11,092
490	490	0	0	\$ 16,345	\$ -	\$ -	\$ 16,345
287	286	0	2	\$ 9,519	\$ -	\$ 296	\$ 9,815
38	38	0	0	\$ 1,280	\$ -	\$ -	\$ 1,280
10650	9573	458	619	\$ 319,061	\$ 93,972	\$ 114,552	\$ 527,585
48751	44942	1904	1905	\$ 1,497,910	\$ 390,402	\$ 352,462	\$ 2,240,774

PROJECT PLAN
YOUTH SPORT PARTNERSHIP



Attachment 4b: Aquatics Activity

DOCUMENT NO.:

LA28-003

FISCAL YEAR:

2022/2023

AQUATICS - Pre-qualified		CLASSES		TEAMS					Grand Total
		Swim Lessons	Total Swim Lessons	Swim	Dive	Artistic Swim	Water Polo	Total Teams	
1	John C. Argue Swim Stadium	1,440	1,440	282	47	42	62	433	1,873
2	Algin Sutton Pool	1,440	1,440	-	-	-	-	-	1,440
3	109th Pool	650	650	2	1	1	-	4	654
4	South Park Pool	800	800	-	-	-	-	-	800
5	Fremont Pool	1,320	1,320	41	10	12	25	88	1,408
6	Roosevelt Pool	1,440	1,440	33	6	6	13	58	1,498
7	Central Pool	800	800	8	-	4	-	12	812
8	Van Ness Pool	1,440	1,440	-	-	-	-	-	1,440
9	Downey Pool	710	710	-	-	-	-	-	710
10	Lincoln Pool	1,440	1,440	-	-	-	-	-	1,440
11	Green Meadows Pool	680	680	-	-	-	-	-	680
12	Sepulveda Pool	800	800	-	-	-	-	-	800
13	Costello Pool	680	680	-	-	-	-	-	680
14	Jackie Tatum/Harvard Pool	680	680	-	-	-	-	-	680
15	Ross Snyder Pool	800	800	-	-	-	-	-	800
16	Pecan Pool	680	680	-	-	-	-	-	680
17	Sun Valley Pool	770	770	-	-	-	-	-	770
18	Echo Deep Pool	1,440	1,440	112	39	28	69	248	1,688
19	Hollywood Pool	770	770	-	-	-	-	-	770
20	Celes King III Pool	1,389	1,389	-	-	13	39	52	1,441
21	Highland Pool	800	800	-	-	-	-	-	800
22	EG Roberts Pool	1,320	1,320	165	66	41	83	355	1,675
23	Hubert Humphrey Pool	1,389	1,389	149	-	28	56	233	1,622
24	Harbor Pool	800	800	-	-	-	-	-	800
25	Sylmar Pool	800	800	-	-	-	-	-	800
26	Richard Alatorre Pool	1,320	1,320	156	35	30	55	276	1,596
27	Valley Plaza Pool	800	800	-	-	-	-	-	800
28	Glassell Pool	1,511	1,511	98	-	18	49	165	1,676
29	Reseda Pool	770	770	-	-	-	-	-	770
30	Banning Pool	1,320	1,320	90	25	44	70	229	1,549
31	Fernangeles Pool	800	800	-	-	-	-	-	800
32	North Hollywood Pool	680	680	-	-	-	-	-	680
33	Cleveland Pool	1,320	1,320	310	66	93	110	579	1,899
34	Lanark Pool	770	770	-	-	-	-	-	770
35	Ritchie Valens Pool	800	800	-	-	-	-	-	800
	Grand Total	35,369	35,369	1,446	295	360	631	2,732	38,101

AQUATICS TEAM SPORTS

Direct Costs - US Swim Team (per quarter)/Other sports (per season)					
Line Item	Swim team	Dive	Synchro	Water polo	Description
Trophy	\$13.00	\$13.00	\$13.00	\$13.00	All youth receive an item to recognize their participation. Teams that win 1st and 2nd place typically receive large trophies. Some sports participants receive medals and others may receive shirts.
Lifeguard Instructor (Coach)	\$122.00	\$122.00	\$122.00	\$122.00	Lifeguard that will be coaching the sport. (US level swim team, novice level dive/water polo/synchro. US level team requires longer workouts/training.)
Officials	\$20.00	\$20.00	\$20.00	\$20.00	The cost per official depends on the sport and background of the official (experience/certification). The cost can range between \$20 and \$40.
Pre & Post Season Event	\$20.00	\$20.00	\$20.00	\$20.00	Every quarter, facilities host opening and closing day events for each sport to generate excitement and acknowledge all kids participating in the program.
Uniform	\$30.00	\$10.00	\$10.00	\$10.00	All teams receive team shirt, swim suit, snorkel, swim cap once/season
USA Membership	\$20.00				
Total	\$225.00	\$185.00	\$185.00	\$185.00	

Equipment Costs - Year-round facility (14)		
Equipment	Included in FY 21/22 Project Plan	FY 22/23 Project Plan (This Request)
Colorado Timing System -Dolphin Starting Unit	\$5,000.00	
Backstroke Flags 60' (Set 4)	\$541.76	
Backstroke Flag Poles (Set 4)	\$1,799.80	
Coaches Stopwatch (Set) X2	\$120.00	
Deck Timer Stopwatch (Set) X6	\$84.00	
Stretch Cords W/ Paddles (Set) X20	\$1,090.00	
Stretch Cords (Set) X40	\$640.00	
Long/Short Belts (Set) X20	\$1,250.00	
Jump Ropes (Set Of 36)	\$180.00	
Drag Chutes (Set) X20	\$800.00	
Medicine Balls (20)	\$1,000.00	
Hanging Workout Mats (20)	\$1,000.00	
Swim Paddles(Set Of 40)	\$680.00	
Short/Long Fins (Set Of 40)	\$1,280.00	
Delfina Custom Water Polo Caps		\$900.00
Water Polo Cap Ring		\$60.00
Sport Double Sided Dry Erase Clipboard		\$72.00
Mikasa Men'S Heavyweight Training Ball		\$200.00
Mikasa Men'S Heavyweight Training Ball		\$200.00
Mikasa Men'S Heavyweight Training Ball		\$200.00
Wiaart Water Polo Ball Size 5		\$320.00
Wiaart Water Polo Ball Size 4		\$320.00
Wiaart Water Polo Ball Size 3		\$320.00
Wiaart Water Polo Ball Size 2		\$300.00
Wiaart Water Polo Ball Mini Trainer		\$200.00
Antiwave Flipfloat Floating Water Polo Goal		\$3,000.00
Sniper Water Polo Shooting Sieve		\$400.00
Mikasa Shotmaker Rebounder		\$1,000.00
Portable Synchro Sound System		\$4,800.00
Competitor Pacedlock, 15" Red Battery, Black Face		\$192.00
	\$15,465.56	\$12,484.00
x no. of facilities	14	14
Total	\$216,517.84	\$174,776.00

Equipment Costs - Seasonal facility (21)		
Equipment	Included in FY 21/22 Project Plan	FY 22/23 Project Plan (This Request)
Power Start Starting Block (Set Of 2)	\$3,600.00	
Backstroke Flags 60' (Set 4)	\$541.76	
Backstroke Flag Poles (Set 4)	\$1,799.80	
Coaches Stopwatch (Set) X2	\$120.00	
Deck Timer Stopwatch (Set)X 6	\$84.00	
Stretch Cords W/ Paddles (Set) 20	\$1,090.00	
Stretch Cords (Set) X40	\$640.00	
Long/Short Belts (Set) X20	\$1,250.00	
Jump Ropes (Set Of 36)	\$180.00	
Drag Chutes (Set) X20	\$800.00	
Medicine Balls (20)	\$1,000.00	
Hanging Workout Mats (20)	\$1,000.00	
Swim Paddles(Set Of 40)	\$680.00	
Short/Long Fins (Set Of 40)	\$1,280.00	
Portable Synchro Sound System		\$4,800.00
Competitor Pacedlock, 15" Red Battery, Black Face		\$192.00
	\$14,065.56	\$4,992.00
x no. of facilities	21	21
Total	\$295,376.76	\$104,832.00

Attachment 4d: Aquatics Swim Lessons

AQUATICS SWIM LESSONS

Direct Costs - Aquatics Class		
Line Item	Aquatics) 35 Facilities	Description
Class instructor	\$33.33	This consists of lifeguard instructor that will provide instruction for the swim lesson.
Total	\$33.33	

Extended Hours (Summer)									
	Hourly rate	No. of lessons	No. of hours	No. of staff	No. of days	No. of sessions	Total Cost/Pool for Extended Hours	No. of pools	Total Cost for Extended Hours
Lifeguard (Instructor)	\$18.22	4	0.75	1	10	4	\$2,186.40	35	\$76,524.00
Pool Manager I	\$21.35	4	0.75	1	10	4	\$2,562.00	35	\$89,670.00
Locker attendant	\$15.72	4	0.50	1	10	4	\$1,257.60	35	\$44,016.00
Locker attendant	\$15.72	4	0.50	1	10	4	\$1,257.60	35	\$44,016.00
Pool Clerk	\$16.98	4	0.75	1	10	4	\$2,037.60	35	\$71,316.00
Lifeguard	\$18.22	4	0.75	1	10	4	\$2,186.40	35	\$76,524.00
Total							\$11,487.60	35	\$402,066.00

Equipment Costs (35 pools)		
Equipment	Included in FY 21/22 Project Plan	FY 22/23 Project Plan (This Request)
Kickboards (set of 10)	\$195.00	
Pull buoys (set of 10)	\$142.50	
Swim noodles (set of 10)	\$38.20	
Dive rings toys (set of 12)	\$36.75	
Dive Animals sticks toys (set of 12)	\$35.70	
Lincoln Swim Platform (set of 2)	\$600.00	
Swim Trainer (Set of 10)	\$200.00	
	\$1,248.15	\$0.00
x no. of facilities	35	35
Total	\$ 43,685	\$ -

USA Swim Team

TOTAL COST (excluding Equipment)								
	NO. OF PARTICIPANTS (per team)	NO. OF PARTICIPANTS (per Year)	COST PER INSTRUCTOR/COACH PER SITE/PER QUARTER	Duration	No. of Sites	TOTAL COST (per Quarter)	TOTAL COST (per Year)	COST PER PARTICIPANT
Instructors/Coaches (\$35/hr X 2 coaches X 4 days X 3 hrs X 13 weeks)	120	960	\$10,920	4 x Quarters	8	\$87,360	\$349,440	\$364.00
Swim Meets (\$35/hr X 2 Instructor/Coach X 8 hrs X 2 Meets)	120	960	\$1,120	8 Swim Meets/Events	8	\$8,960	\$35,840	\$37.33
Clinic (\$35/hr x 2 Instructor/Coach x 8 hrs x 1 clinic)	120	960	\$560	4 swim clinics/year	8	\$4,480	\$17,920	\$18.67
U.S. Swim membership	120	960	\$20				\$19,200	\$20.00
Awards	120	960	\$13				\$12,480	\$13.00
Meet officials					2	\$3,825	\$7,650	\$7.97
Pre & Post season events	120	960	\$40		8		\$38,400	\$40
Uniform (**see detail below)	120	960	\$205		8		\$196,800	\$205.00
Personal equipment (**see detail below)	120	960	\$65		8		\$62,400	\$65.00
TOTALS	120	960			8		\$740,130	\$770.97

EQUIPMENT COST						
WORKOUT EQUIPMENT	Per Item Cost	Units Per Site	Equipment Cost Per Site	No. of Sites	FY 22/23 Project Plan (This Request)	
Kickboard	\$ 15.00	120	\$ 1,800.00	8	\$	14,400.00
Pull buoy	\$ 10.00	120	\$ 1,200.00	8	\$	9,600.00
Paddles	\$ 20.00	120	\$ 2,400.00	8	\$	19,200.00
Fins	\$ 28.00	120	\$ 3,360.00	8	\$	26,880.00
Total Personal Equipment	\$ 73.00		\$ 8,760.00		\$	70,080.00

***UNIFORM/PERSONAL EQUIPMENT					
UNIFORM EQUIPMENT	Per Item Cost	Units Per Site	Equipment Cost Per Site	No. of Sites	Total
Swim Parka	\$ 130.00	120	\$ 15,600.00	8	\$ 124,800.00
Team T-Shirt	\$ 10.00	120	\$ 1,200.00	8	\$ 9,600.00
Swim Cap	\$ 5.00	120	\$ 600.00	8	\$ 4,800.00
Swim Suit	\$ 60.00	120	\$ 7,200.00	8	\$ 57,600.00
Total Personal Equipment	\$ 205.00		\$ 24,600.00		\$ 196,800.00

PERSONAL EQUIPMENT	Per Item Cost	Units Per Site	Equipment Cost Per Site	No. of Sites	Total
Goggles	\$ 15.00	120	\$ 1,800.00	8	\$ 14,400.00
Swim Snorkel	\$ 35.00	120	\$ 4,200.00	8	\$ 33,600.00
Mesh bag	\$ 15.00	120	\$ 1,800.00	8	\$ 14,400.00
Total Personal Equipment	\$ 65.00		\$ 7,800.00		\$ 62,400.00

Total Cost	\$810,210.00
-------------------	---------------------

PROJECT PLAN YOUTH SPORT PARTNERSHIP



Attachment 5b: List of USA Swim Team Sites

DOCUMENT NO.: LA28-003
FISCAL YEAR: 2022/2023

USA Swim : List of Sites			
Facility	Address	Region	CD
1 John C. Argue Swim Stadium	3980 Bill Robertson Lane, Los Angeles, CA 90037	Expo	9
2 Algin Sutton Pool	8800 S. Hoover St., Los Angeles, CA 90044	Pacific	8
3 Van Ness Pool	5720 2nd Avenue, Los Angeles, CA 90043	Pacific	2
4 Celes King III Pool	5001 Rodeo Rd, Los Angeles, CA 90016	Pacific	10
5 Lincoln Pool	3501 Valley Blvd., Los Angeles CA 90032	Metro	1
6 Banning Pool	1450 N. Avalon Blvd., Wilmington, CA 90744	Pacific	15
7 Westwood Pool	1350 Sepulveda Blvd., Los Angeles, CA 90025	Pacific	5
8 Van Nuys Sherman Oaks Pool	14021 Huston St., Van Nuys, CA 91423	Valley	4

Surfing Program

TOTAL COST (excluding Equipment)								
	NO. OF PARTICIPANTS (per Quarter)	NO. OF PARTICIPANTS (per Year)	COST PER INSTRUCTOR/COACH PER SITE	Duration	No. of Sites	TOTAL INSTRUCTOR COST (per Quarter)	TOTAL INSTRUCTOR COST (per Year)	COST PER PARTICIPANT
Instructors/Coaches (\$35/hr X 2 coaches X 5 days X 2 hrs) (2 hrs instruction)	480	480	\$700	2 week/session X 4 sessions	12	\$67,200	\$67,200	\$140.00
Instructors/Coaches (\$35/hr X 2 coaches X 5 days X 2 hrs) (2 hrs transport there and back on days 2-10)	480	480	\$700	2 week/session X 4 sessions	12	\$67,200	\$67,200	\$140.00
Saturday Instruction (\$35/hr X 2 Instructor/Coach X 2 hrs) (2 hrs instruction)	70	210	\$140	10 days	7	\$9,800	\$29,400	\$140.00
Saturday Instruction (\$35/hr X 2 Instructor/Coach X 2 hrs) (2 hrs transport there and back on days 2-10)	70	210	\$140	10 days	7	\$9,800	\$29,400	\$140.00
Instructor/Coach Uniform (**see detail below)							\$2,838	
Participant Uniform (**see detail below)							\$29,670	
TOTALS	1100	1380			12	\$154,000	\$225,708	

Summer

Summer

Fall/Winter/Spring

Fall/Winter/Spring

EQUIPMENT COST							
EQUIPMENT			Per Item Cost	Units Per Site	Equipment Cost Per Site	No. of Sites	FY 22/23 Project Plan (This Request)
Foam Surf Boards 5 ft			\$179.00	5	\$895.00		
Foam Surf Boards 6 ft			\$189.00	5	\$945.00		
Foam Surf Boards 7 ft			\$329.00	5	\$1,645.00		
Foam Surf Boards 8 ft			\$399.00	5	\$1,995.00		
Wet Suits Small			\$200.00	10	\$2,000.00		
Wet Suits Medium			\$200.00	10	\$2,000.00		
Wet Suits Large			\$200.00	10	\$2,000.00		
Wet Suits XL			\$200.00	10	\$2,000.00		
Sun Screen			\$109.00	3	\$327.00		
Bodyboard 44 inch			\$185.00	5	\$925.00		
					\$14,732.00	12	\$176,784.00
Total Equipment							\$176,784.00
Total Cost							\$402,492.00

***INSTRUCTOR/PARTICIPANT UNIFORM									
	Cost	Participant	Summer Coaches	Fall/Winter/Spring	Total Cost Summer	Total Cost Fall/Winter/Spring	Total (see line above)	Summer (Cost Per Participant) 480 participants	Fall/Winter/Spring (Cost Per Participant) 210 participants
Instructor - Rash Guards	\$16.00		24	42	\$384.00	\$672.00	\$1,056.00	\$0.80	\$3.20
Instructor - Shorts	\$20.00		24	42	\$480.00	\$840.00	\$1,320.00	\$1.00	\$4.00
Instructor - T Shirt	\$7.00		24	42	\$168.00	\$294.00	\$462.00	\$0.35	\$1.40
Total							\$2,838.00	\$2.15	\$8.60
Participant - Rash Guards	\$16.00	690			\$7,680.00	\$3,360.00	\$11,040.00	\$16.00	\$16.00
Participant - Shorts	\$20.00	690			\$9,600.00	\$4,200.00	\$13,800.00	\$20.00	\$20.00
Participant - T Shirt	\$7.00	690			\$3,360.00	\$1,470.00	\$4,830.00	\$7.00	\$7.00
Total							\$29,670.00	\$43.00	\$43.00

PROJECT PLAN
YOUTH SPORT PARTNERSHIP



Attachment 5d: List of Surfing Program Locations

DOCUMENT NO.: LA28-003
FISCAL YEAR: 2022/2023

Surfing : List of Sites			
	Facility	Address	Region CD
1	Cabrillo Beach	3720 Stephen M White Dr Los Angeles	Pacific 7
2	South Park Pool	345 E 51st Street Los Angeles	Pacific 9
3	Algin Sutton Pool	8800 S Hoover St Los Angeles	Pacific 8
4	Van Ness Pool	5720 2nd Avenue Los Angeles	Pacific 8
5	Downey Pool	1775 N Spring St Los Angeles	Metro 1
6	Pecan Pool	120 S Gless St Los Angeles	Metro 1
7	Glassell Park Pool	3704 Verdugo Rd Los Angeles	Metro 1
8	Eleanor Green Roberts Pool	4526 W Pico Blvd Los Angeles	Metro 10
9	Celes King III Pool	5001 Obama Blvd Los Angeles	Pacific 10
10	Sylmar Pool	13109 Borden Ave Sylmar 91342	Valley 7
11	Hansen Dam Aquatic Center	11798 Foothill Blvd Los Angeles	Valley 7
12	Reseda Park Pool	18411 Victory Blvd Los Angeles	Valley 3

Track & Field

INSTRUCTOR COST							
	NO. OF PARTICIPANTS (per Quarter)	COST PER INSTRUCTOR/COACH PER SITE	Duration	No. of Sites	TOTAL INSTRUCTOR COST (per Quarter)	TOTAL INSTRUCTOR COST (per Year)	COST PER PARTICIPANT
Instructors/Coaches (\$35/hr X 2 coaches X 2 days X 2 hrs)	400	\$280	8 weeks	20	\$44,800	\$179,200	\$112.00
Saturday Instruction (\$35/hr X 6 Instructor/Coach X 4 hrs)		\$840	2 days	3	\$5,040	\$20,160	\$12.60
TOTALS PER QUARTER					\$49,840	\$199,360	\$124.60

EQUIPMENT COST			
EQUIPMENT	<i>Included in Fall 2020 Project Plan</i>	<i>Included in FY 21/22 Project Plan</i>	FY 22/23 Project Plan (This Request)
High jump, shots, javelins, blocks	\$17,500	\$17,500	\$17,500
X no. of sites (Note)	15	0	5
Total Equipment Costs	\$262,500	\$0	\$87,500
Total Cost			
\$286,860			

Note - Additional five (5) sites will be added in FY 22/23 bringing the total to twenty (20) Sites.

PROJECT PLAN
YOUTH SPORT PARTNERSHIP



Attachment 6b: List of Track & Field Sites

DOCUMENT NO.: LA28-003
FISCAL YEAR: 2022/2023

Track & Field : List of Sites			
	Facility	Address	Region CD
1	Downey RC	1772 N Spring St, Los Angeles, CA 90031	Metro 1
2	Glassell Park RC	3650 Verdugo Rd, Los Angeles, CA 90065	Metro 1
3	Lanark RC	21816 Lanark St, Canoga Park, CA 91304	Valley 3
4	Sun Valley RC	8133 Vineland Ave, Sun Valley, CA 91352	Valley 6
5	Sunland RC	8651 Foothill Blvd, Sunland, CA 91040	Valley 7
6	Sylmar RC	13109 Borden Ave, Sylmar, CA 91342	Valley 7
7	Jackie Tatum Harvard RC	1535 W 62nd St, Los Angeles, CA 90047	Pacific 8
8	Saint Andrews RC	8701 St Andrews Pl, Los Angeles, CA 90047	Pacific 8
9	Van Ness RC	5720 2nd Ave, Los Angeles, CA 90043	Pacific 8
10	Queen Anne RC	1240 West Blvd, Los Angeles, CA 90019	Metro 10
11	Rancho Cienega SC	5001 Rodeo Rd, Los Angeles, CA 90016	Pacific 10
12	Penmar RC	1341 Lake St, Venice, CA 90291	Valley 11
13	El Sereno RC	4721 Klamath St, Los Angeles, CA 90032	Metro 14
14	Evergreen RC	2844 E 2nd St, Los Angeles, CA 90033	Metro 14
15	Wilmington RC	325 N Neptune Ave, Wilmington, CA 90744	Pacific 15
16	David M. Gonzalez RC	10943 Herrick Ave, Pacoima, CA 91331	Valley ` 7
17	Ramon Garcia RC	1016 S. Fresno St, Los Angeles, CA 91331	Metro 14
18	Green Meadows	431 E. 89th St, Los Angeles, CA 91331	Pacific 9
19	109th St RC	1464 East 109th ST, Los Angeles, CA 90059	Pacific 15
20	Van Nuys RC	14301 Vanowen Ave, Van Nuys, CA 91405	Valley ` 6

JUDO

INSTRUCTOR COST							
	Category	Participants or Hours (per	# of Sites	Item Cost	Total Cost (per Quarter)	Total Cost (per Year)	Unit Cost
Costs Calculated by Participation	Uniforms	600		\$30	\$18,000	\$72,000	\$30
	Instructors Ratio 1 to 10 4 Hrs per week / 8 weeks	96	20	\$30	\$57,600	\$230,400	\$96
	Tournaments				\$3,750	\$15,000	\$6.25
Total					\$79,350	\$317,400	\$132.25

EQUIPMENT	Number of Mats per Site	Cost per Mat	Included in FY 21/22 Project Plan	FY 22/23 Project Plan (This Request)
Mats	20	\$ 290	\$5,800	\$5,800
X no. of sites (Note)			10	10
Total Equipment Costs			\$58,000	\$58,000
Total Cost			\$375,400	

Note - Additional ten (10) sites will be added in FY 22/23 bringing the total to twenty (20) Sites.

PROJECT PLAN

YOUTH SPORT PARTNERSHIP



Attachment 7b: List of Judo Sites

DOCUMENT NO.: LA28-003
FISCAL YEAR: 2022/2023

Judo : List of Sites				
	Facility	Address	Region	CD
1	Chevy Chase R.C.	4165 Chevy Chase Dr., Los Angeles, CA 90039	Metro	13
2	Evergreen R.C.	2844 E. 2nd St, Los Angeles, CA 90033	Metro	14
3	Hollenbeck Park R.C.	415 S. St. Louis St, Los Angeles, CA 90033	Metro	14
4	Normandie R.C.	1550 S. Normandie Avenue, Los Angeles, CA 90006	Metro	1
5	Central R.C.	1357 East 22nd St., Los Angeles, CA 90011	Pacific	9
6	Culver Slauson R.C.	5072 S. Slauson Ave., Culver City, CA 90230	Pacific	11
7	Denker R.C.	1550 West 35th Pl., Los Angeles, CA 90018	Pacific	8
8	109th Street R.C.	1464 E. 109th St., Los Angeles, CA 90059	Pacific	15
9	Wilmington R.C.	325 N. Neptune Ave., Wilmington, CA 90744	Pacific	15
10	Panorama City R.C.	8600 Hazeltine Ave., Panorama City, CA 91402	Valley	6
11	Cypress Park	2630 Pepper Ave, Los Angeles, CA 90065	Metro	1
12	Ramon Garcia RC	1016 S.Fresno St, Los Angeles, CA 90023	Metro	14
13	South Park	345 E 51st, Los Angeles, CA 90011	Pacific	9
14	Van Ness RC	5720 2nd Ave, Los Angeles, CA 90043	Pacific	8
15	Delano Park	15100 Erwin St, Van Nuys, CA 91411	Valley	6
16	Valley Plaza RC	12240 Archwood St, North Hollywood, CA 91606	Valley	2
17	Sepulveda RC	8825 Kester Ave, Panorama City, CA 91402	Valley	6
18	North Hollywood RC	11430 Chandler Blvd. North Hollywood, CA 91601	Valley	2
19	Hubert H Humphrey RC	12560 Filmore St, Pacoima, CA 91331	Valley	7
20	Oakwood RC	767 California Ave., Venice, CA 90291	West	11

TENNIS

INSTRUCTOR COST							
Category	Estimated # Participants (per Quarter)	Estimated # Hours (per Quarter)	# of Sites	Item Cost	Total Cost (per Quarter)	Total Cost (per Year)	Unit Cost
Instructors Ratio 1 to 10 3 Hrs per week / 8 weeks	600	72	20	\$30.00	\$43,200	\$172,800	\$72
Tournaments					\$6,300	\$25,200	\$10.50
Total					\$49,500	\$198,000	\$82.50

PROJECT PLAN
YOUTH SPORT PARTNERSHIP



Attachment 8b: List of Tennis Sites

DOCUMENT NO.: LA28-003
FISCAL YEAR: 2022/2023

Tennis : List of Sites			
	Facility	Address	Region CD
1	Algin Sutton R.C.	8800 S. Hoover St., Los Angeles, CA 90044	Pacific 8
2	Banning R.C.	1331 Eubank, Wilmington, 90744	Pacific 15
3	Green Meadows R.C.	431 E. 89th St., Los Angeles, CA 90003	Pacific 9
4	Martin Luther King, Jr. R.C.	3916 S. Western Avenue, Los Angeles, CA 90062	Pacific 8
5	Ross Snyder R.C.	1501 East 41st St., Los Angeles, CA 90011	Pacific 9
6	St. Andrews R.C.	8701 Saint Andrews Place, Los Angeles, CA 90047	Pacific 8
7	Van Ness RC	5720 2nd Avenue, Los Angeles, CA 90043	Pacific 8
8	El Sereno R.C.	4721 Klamath St., Los Angeles, CA 90032	Metro 14
9	Glassell Park R.C.	3650 Verdugo Rd., Los Angeles, CA 90065	Metro 1
10	Hazard Park R.C.	2230 Norfolk St, Los Angeles, CA 90033	Metro 14
11	Montecito Heights R.C.	4545 Homer St., Los Angeles, CA 90031	Metro 1
12	Queen Anne R.C.	1240 West Blvd, Los Angeles, CA 90019	Metro 10
13	Rio de Los Angeles State Park	1900 N. San Fernando Rd, Los Angeles, CA 90065	Metro 1
14	Lanark R.C.	21816 Lanark St, Canoga Park, CA 91305	Valley 3
15	Panorama City R.C.	8600 Hazeltine Ave., Panorama City, CA 91402	Valley 6
16	Reseda R.C.	18411 Victory Blvd, Reseda, CA 91335	Valley 3
17	Ritchie Valens R.C.	10736 Laurel Canyon Blvd, Pacoima, CA 91331	Valley 7
18	Sun Valley R.C.	8133 Vineland Ave., Sun Valley, CA 91352	Valley 6
19	Sunland R.C.	8651 Foothill Blvd, Sunland, CA 91040	Valley 7
20	Victory-Vineland R.C.	11117 Victory Blvd., North Hollywood, CA 91606	Valley 2

Golf

Golf Course Site

Quarter

Staffing (8 week sessions - 12 participants)	Hours	Unit Cost	Cost Per Quarter
Golf Instructor	32	\$26	\$832
Asst. Golf Instructor	32	\$19	\$608
Asst. Golf Instructor*	24	\$19	\$456
Supplies	Quantity		
City Golf Polo Shirt	12	\$10	\$120
Reusable Water Bottle	12	\$5	\$60
City Golf Hat	12	\$10	\$120
Trophy	12	\$3	\$36
			\$336
			\$2,232

* Transportation from Rec Center to Golf Course facility

Annual

# of Sessions	# of Total Hours	Annual Cost by Category	No. of Participants (Annual)	Unit Cost
16	512	\$13,312	192	\$69.33
16	512	\$9,728	192	\$50.67
16	384	\$7,296	192	\$38.00
16	0	\$5,376	192	\$28.00
		\$35,712		\$186.00

Recreation Center Site

Quarter

Staffing (8 week sessions - 16 participants)	Hours	Unit Cost	Cost Per Quarter
Golf Instructor	32	\$26	\$832
Asst. Golf Instructor	32	\$19	\$608
Asst. Golf Instructor*	6	\$19	\$114
Supplies	Quantity		
City Golf Polo Shirt	16	\$10	\$160
Reusable Water Bottle	16	\$5	\$80
City Golf Hat	16	\$10	\$160
Trophy	16	\$3	\$48
			\$448
			\$2,002

* Transportation for Program culmination at Golf Course / Tregnan

Annual

# of Sessions	# of Total Hours	Annual Cost by Category	No. of Participants (Annual)	Unit Cost
16	512	\$13,312	256	\$52
16	512	\$9,728	256	\$38
16	96	\$1,824	256	\$7.13
16		\$7,168	256	\$28
		\$32,032		\$125.13

Equipment: Golf Courses

Item	Quantity	Price Per Unit	Included in Fall 2020 Project Plan	Included in FY 21/22 Project Plan	FY 22/23 Project Plan (This Request)
Junior Golf Clubs	20	\$315	\$6,300		
Targets	7	\$50	\$350		
Thermometers	2	\$75	\$150		
			\$6,800		
X no. of sites			\$4		
Total Equipment: Golf Courses			\$27,200	\$ -	\$ -

Equipment: Recreation Centers

Item	Quantity	Price Per Unit	Included in Fall 2020 Project Plan	Included in FY 21/22 Project Plan	FY 22/23 Project Plan (This Request)
Golf Club Sets	5	\$315		\$1,575	
Practice Targets	1	\$50		\$50	
Hitting Nets	1	\$200		\$200	
Mobile Practice Greens	1	\$1,200		\$1,200	
				\$3,025	
X no. of sites				4	
Total Equipment: Recreation Centers				\$12,100	\$ -

Total Cost	\$67,744
-------------------	-----------------

PROJECT PLAN
YOUTH SPORT PARTNERSHIP



Attachment 9b: List of Golf Sites

DOCUMENT NO.: LA28-003
FISCAL YEAR: 2022/2023

Golf : List of Sites			
	Facility	Address	Region CD
1	Sepulveda	16821 Burbank Blvd, Encino 91436	Valley 6
2	Hansen Dam	10400 Glenoaks Blvd, Pacoima 91331	Valley 7
3	Harbor Park	1235 N. Figueroa Place, Wilmington 90744	Pacific 15
4	Tregnan Golf Academy	4341 Griffith Park Dr, Los Angeles 90027	Golf 4

SKATEBOARDING

INSTRUCTOR COST							
		Estimated # Participants or Hours (per Quarter)	# of Sites	Item Cost	Total Cost (per Quarter)	Total Cost (per Year)	Unit Cost
Costs Calculated by Participation		300					
	Instructors Ratio 1 to 10						
	4 Hrs per week / 8 weeks	96	10	\$30	\$28,800	\$115,200	\$96
	Tournaments				\$5,000	\$20,000	\$16.67
Subtotal					\$33,800	\$135,200	\$112.67

			# of Sites	Number of Sets per Site	Cost of Equipment	FY 22/23 Project Plan (This Request)
Costs Calculated by Number of Sites	Equipment		10	30	\$130	\$39,000

Total Cost	\$174,200
-------------------	------------------

ITEM	PRICE \$
HELMETS	30
SKATEBOARDS	50
PROTECTIVE GEAR	30
TOOL KITS	20

130

**PROJECT PLAN
YOUTH SPORT PARTNERSHIP**



Attachment 10b : List of Skateboarding Sites

DOCUMENT NO.: LA28-003
FISCAL YEAR: 2022/2023

Skateboarding : List of Sites				
	Facility	Address	Region	CD
1	Hollenbeck Park R.C.	415 S. St. Louis St, Los Angeles, CA 90033	Metro	14
2	Lafayette RC	625 South Lafayette Place, Los Angeles, 90057	Metro	10
3	Normandale	22400 South Halldale Ave, Torrance, CA 90501	Pacific	15
4	Wilmington RC	325 Neptune Ave., Wilmington, CA 90744	Pacific	15
5	Sunland RC	8651 Foothill Blvd., Sunland, CA 91040	Valley	7
6	Jackie Tatum Skate Plaza	1535 West 62nd St., Los Angeles, CA 90047	Pacific	8
7	Hazard Rec Center	2230 Norfolk St., Los Angeles, CA 90033	Metro	14
8	North Hollywood Skate Park	11430 Chandler Blvd., North Hollywood, CA 91601	Valley	2
9	Culver Slauson	5072 S. Slauson Ave, Culver City, CA 90230	West	11
10	Stoner	1835 Stoner Ave, Los Angeles, CA 90025	West	11

Equestrian

COST							
ACTIVITIES	NO. OF PARTICIPANTS (5 per Site per Quarter X 9 Sites)	COST PER SITE PER WEEK	Duration	No. of Sites	TOTAL INSTRUCTOR COSTS(per Quarter)	TOTAL COSTS (per Year)	COST PER PARTICIPANT
Cost per lesson	45	\$375	8 weeks	9	\$27,000	\$108,000	\$600.00
Asst. Instructor -Transportation (3 Hours per class X \$19)	45	\$57	8 Weeks	9	\$4,104	\$16,416	\$91.20
Post Event						\$20,000	\$111.11
TOTALS	45				\$31,104	\$144,416	\$802.31

**PROJECT PLAN
YOUTH SPORT PARTNERSHIP**



Attachment 11b : List of Equestrian Sites

DOCUMENT NO.: LA28-003
FISCAL YEAR: 2022/2023

Equestrian : List of Sites					
	Facility	Address	Region	Transport to:	CD
1	Hubert H. Humphrey RC	12560 Filmore St, Pacoima, CA 91331	Valley	Hansen Dam Horse Park	7
2	David M. Gonzalez RC	10943 Herrick Ave, Pacoima, CA 91331	Valley	Hansen Dam Horse Park	7
3	Sepulveda RC	8825 Kester Ave, Panorama City, CA 91402	Valley	Hansen Dam Horse Park	6
4	Shatto RC	3191 W. 4th St. Los Angeles, CA 90020	Metro	LA Equestrian Center	13
5	Lincoln Heights RC	2303 Workman Ave, Los Angeles, CA 9003	Metro	LA Equestrian Center	1
6	State Street	716 N. State St., Los Angeles, CA 90033	Metro	LA Equestrian Center	14
7	Rosecrans	840 W. 149th ST., Gardena, CA 90247	Pacific	Compton Jr. Equestrian Center	15
8	109th Street R.C.	1464 E. 109th St., Los Angeles, CA 90059	Pacific	Compton Jr. Equestrian Center	15
9	Loren Miller RC	2717 Halldale Ave, Los Angeles, CA 90018	Pacific	Compton Jr. Equestrian Center	8

Tae Kwon Do

COST							
	Details	Estimated # Participants or Hours (per Quarter)	# of Sites	Item Cost	Total Cost (per Quarter)	Total Cost (per Year)	Unit Cost
Costs Calculated by Participation	Uniforms	300		\$30	\$9,000	\$36,000	\$30
	Instructors Ratio 1 to 10 4 Hrs per week / 8 weeks	96	10	\$30	\$28,800	\$115,200	\$96
	Tournaments				\$5,000	\$20,000	\$16.67
Total					\$42,800	\$171,200	\$142.67

			# of Sites	Number of Mats per Site	Cost per Mat	FY 22/23 Project Plan (This Request)
Costs Calculated by Number of Sites	Mats		10	8	\$267	\$21,360

Total Cost	\$192,560
-------------------	------------------

**PROJECT PLAN
YOUTH SPORT PARTNERSHIP**



Attachment 12b : List of Tae Kwon Do Sites

DOCUMENT NO.: LA28-003
FISCAL YEAR: 2022/2023

Tae Kwon Do : List of Sites				
	Facility	Address	Region	CD
1	Hollywood RC	1122 Cole Ave., Los Angeles, CA 90038	Metro	13
2	Alpine RC	817 Yale St., Los Angeles, CA 90012	Metro	1
3	Wabash	2765 Wabash Ave., Los Angeles, CA 90033	Metro	14
4	Yucca	6671 Yucca St., Hollywood, CA 90028	Metro	13
5	Rosecrans	840 W. 149th ST., Gardena, CA 90247	Pacific	15
6	St Andrews RC	8701 St. Andrews PL., Los Angeles, CA 90047	Pacific	8
7	Trinity RC	2415 Trinity St., Los Angeles, CA 90011	Pacific	9
8	Ritchie Valens RC	10736 Laurel Canyon Blvd. Pacoima, CA 91331	Valley	7
9	Branford RC	13306 Branfors St, Arleta, California 91331	Valley	6
10	Van Nuys RC	14301 Vanowen Ave., Van Nuys, CA 91405	Valley	6

Marathon Training

COST				
Type	NO. OF PARTICIPANTS	Unit Cost	TOTAL COSTS (Annual)	Unit Cost
Medal	3800	\$6.57	\$24,966	\$6.57
Setup Fee (one-time)			\$150	\$0.04
Finisher item: Beanies	3800	\$5.97	\$22,686	\$5.97
TOTALS			\$47,802	\$12.58

**PROJECT PLAN
YOUTH SPORT PARTNERSHIP**



Attachment 13b: List of RAP Virtual Marathon Registration Sites

DOCUMENT NO.: LA28-003
FISCAL YEAR: 2022/2023

RAP Virtual Marathon Registration : List of Sites			
Facility	Address	Region	CD
Hoover R.C.	1010 W. 25th St., Los Angeles, CA 90007	Metro	1
Expo Center/Roy Anderson R.C.	5980 South Bill Robertson Lane, Los Angeles, CA 90037	Expo	9
Macarthur Park R.C.	2230 W. 6th St., Los Angeles, CA 90057	Metro	1
Toberman R.C.	1725 Toberman St., Los Angeles, CA 90015	Metro	1
Algin Sutton R.C.	8800 S. Hoover St., Los Angeles, CA 90044	Pacific	8
109th Street R.C.	1464 E. 109th St., Los Angeles, CA 90059	Pacific	15
South Park R.C.	345 East 51st St., Los Angeles, CA 90011	Pacific	9
Alpine R.C.	817 Yale St., Los Angeles, CA 90012	Metro	1
Hollenbeck Park R.C.	415 S. St. Louis St, Los Angeles, CA 90033	Metro	14
Slauson R.C.	5306 S. Compton Ave., Los Angeles, CA 90011	Pacific	9
Gilbert Lindsay R.C.	429 E. 42nd Pl., Los Angeles, CA 90011	Pacific	9
Lafayette MultiPurpose Community Center	625 South Lafayette Park Place, Los Angeles, CA 90011	Metro	10
Hazard Park R.C.	2230 Norfolk St, Los Angeles, CA 90033	Metro	14
Trinity R.C.	2415 Trinity St., Los Angeles, CA 90011	Pacific	9
Mount Carmel R.C.	830 West 70th St., Los Angeles, CA 90044	Pacific	8
Lincoln Heights R.C.	2303 Workman Street, Los Angeles, CA 90033	Metro	1
Central R.C.	1357 East 22nd St., Los Angeles, CA 90011	Pacific	9
Downey R.C.	1772 North Spring St, Los Angeles, CA 90031	Metro	1
Van Ness R.C.	5720 2nd Avenue, Los Angeles, CA 90043	Pacific	8
State Street R.C.	716 North State St., Los Angeles, CA 90033	Metro	14
Evergreen R.C.	2844 E. 2nd St, Los Angeles, CA 90033	Metro	14
Wilmington R.C.	325 N. Neptune Ave., Wilmington, CA 90744	Pacific	15
Lincoln Park R.C.	3501 Valley Blvd, Los Angeles, CA 90031	Metro	1
Green Meadows R.C.	431 E. 89th St., Los Angeles, CA 90003	Pacific	9
Seoul International Park	3250 San Marino St., Los Angeles, CA 90006	Pacific	10
Wabash R.C.	2765 Wabash Ave, Los Angeles, CA 90033	Metro	14
Normandie R.C.	1550 S. Normandie Avenue, Los Angeles, CA 90006	Metro	1
Lemon Grove R.C.	4959 Lemon Grove Ave, Los Angeles, CA 90029	Metro	13
Loren Miller R.C.	2717 Halldale Ave, Los Angeles, CA 90018	Pacific	8
Sepulveda R.C.	8825 Kester Ave., Panorama City 91405	Valley	6
Costello R.C.	3141 E. Olympic Bl., Los Angeles, CA 90023	Metro	14
Jackie Tatum Harvard R.C.	1535 W. 62nd St., Los Angeles, CA 90047	Pacific	8
Van Nuys R.C.	14301 Vanowen St., Van Nuys, CA 91405	Valley	6
Denker R.C.	1550 West 35th Pl., Los Angeles, CA 90018	Pacific	8
South Seas House	2301 West 24th St., Los Angeles CA 90018	Metro	10
Pecan R.C.	127 South Pecan St., Los Angeles, CA 90033	Metro	14
North Hills Community Park	8756 N. Parthenia Pl, North Hills, CA 91343	Valley	6
Ross Snyder R.C.	1501 East 41st St., Los Angeles, CA 90011	Pacific	9
Lincoln Heights Youth Center	2911 Altura Street, Los Angeles, CA 90031	Metro	1
Fred Roberts R.C.	4700 S. Honduras St., Los Angeles, CA 90011	Pacific	9

**PROJECT PLAN
YOUTH SPORT PARTNERSHIP**



Attachment 13b: List of RAP Virtual Marathon Registration Sites

DOCUMENT NO.: LA28-003
FISCAL YEAR: 2022/2023

RAP Virtual Marathon Registration : List of Sites			
Facility	Address	Region	CD
41 E. Wilmington Greenbelt Community Center	918 North Sanford Ave., Wilmington, CA 90744	Pacific	15
42 Martin Luther King, Jr. R.C.	3916 S. Western Avenue, Los Angeles, CA 90062	Pacific	8
43 Lake Street Park	227 North Lake St., Los Angeles, CA 90026	Metro	13
44 Shatto R.C.	3191 West 4th St, Los Angeles, CA 90020	Metro	13
45 Boyle Heights Sports Center	933 South Mott St., Los Angeles, CA 90023	Metro	14
46 Andres and Maria Cardenas R.C.	14740 Blythe St., Panorama City, CA 91402	Valley	6
47 David M. Gonzales/Pacoima R.C.	10943 Herrick Ave., Pacoima, CA 91331	Valley	7
48 Ramon Garcia R.C.	1016 S. Fresno Street, Los Angeles, CA 90023	Metro	14
49 Yucca Park Community Center	6671 Yucca St., Los Angeles, CA 90028	Metro	13
50 Sun Valley R.C.	8133 Vineland Ave., Sun Valley, CA 91352	Valley	6
51 Hollywood R.C.	1122 Cole Ave., Los Angeles, CA 90038	Metro	13
52 Vineyard R.C.	2942 Vineyard Ave, Los Angeles, CA 90016	Pacific	10
53 Rancho Cienega Sports Complex	5001 Rodeo Rd, Los Angeles, CA 90016	Pacific	10
54 Highland Park R.C.	6150 N. Piedmont Avenue, Los Angeles, CA 90042	Metro	1
55 Victory-Vineland R.C.	11117 Victory Blvd., North Hollywood, CA 91606	Valley	2
56 Cypress Park R.C.	2630 Pepper Ave., Los Angeles, CA 90065	Metro	1
57 Hubert Humphrey R.C.	12560 Filmore St., Pacoima, CA 91331	Valley	7
58 Bellevue R.C.	826 Lucile Ave., Los Angeles, CA 90026	Metro	13
59 Rose Hill R.C.	4530 Mercury Ave., Los Angeles, CA 90032	Metro	14
60 Rio de Los Angeles State Park	1900 N. San Fernando Rd, Los Angeles, CA 90065	Metro	1
61 Queen Anne R.C.	1240 West Blvd, Los Angeles, CA 90019	Metro	10
62 Banning R.C.	1331 Eubank Ave, Wilmington, CA 90744	Pacific	15
63 Echo Park R.C.	1632 Bellevue Ave, Los Angeles, CA 90026	Metro	13
64 Glassell Park R.C.	3650 Verdugo Rd., Los Angeles, CA 90065	Metro	1
65 Stonehurst R.C.	9901 Dronfield St., Sun Valley, CA 91352	Valley	7
66 Sylmar Park R.C.	13109 Borden Ave, Los Angeles, CA 91342	Valley	7
67 El Sereno R.C.	4721 Klamath St., Los Angeles, CA 90032	Metro	14
68 Rosecrans R.C.	840 W. 149th St., Gardena, CA 90247	Pacific	15
69 Chevy Chase R.C.	4165 Chevy Chase Dr., Los Angeles, CA 90039	Metro	13
70 Normandale R.C.	22400 S. Halldale Ave., Los Angeles, CA 90501	Pacific	15
71 Valley Plaza	12240 Archwood St., North Hollywood, CA 91606	Valley	2
72 Reseda R.C.	18411 Victory Blvd, Reseda, CA 91335	Valley	3
73 Baldwin Hills R.C.	5401 Highlight Pl., Los Angeles, CA 90016	Pacific	10
74 Fernangeles R.C.	8851 Laurel Canyon Blvd, Sun Valley, CA 91352	Valley	6
75 Harbor City R.C.	24901 Frampton Ave, Harbor City, CA 90710	Pacific	15
76 St. Andrews R.C.	8701 Saint Andrews Place, Los Angeles, CA 90047	Pacific	8
77 Delano R.C.	15100 Erwin St., Van Nuys, CA 91411	Valley	6
78 North Hollywood R.C.	11430 Chandler Blvd, North Hollywood, CA 91601	Valley	2
79 Lanark R.C.	21816 Lanark St, Canoga Park, CA 91305	Valley	3
80 Ritchie Valens R.C.	10736 Laurel Canyon Blvd, Pacoima, CA 91331	Valley	7
81 Jim Gilliam R.C.	4000 S. La Brea Avenue, Los Angeles, CA 90008	Pacific	10

**PROJECT PLAN
YOUTH SPORT PARTNERSHIP**



Attachment 13c: List of RAP Marathon Training Sites

DOCUMENT NO.: LA28-003
FISCAL YEAR: 2022/2023

RAP Marathon Training : List of Sites				
	Facility	Address	Region	CD
1	Downey RC	1772 N Spring St, Los Angeles, CA 90031	Metro	1
2	Glassell Park RC	3650 Verdugo Rd, Los Angeles, CA 90065	Metro	1
3	Lanark RC	21816 Lanark St, Canoga Park, CA 91304	Valley	3
4	Sun Valley RC	8133 Vineland Ave, Sun Valley, CA 91352	Valley	6
5	Sunland RC	8651 Foothill Blvd, Sunland, CA 91040	Valley	7
6	Sylmar RC	13109 Borden Ave, Sylmar, CA 91342	Valley	7
7	Jackie Tatum Harvard RC	1535 W 62nd St, Los Angeles, CA 90047	Pacific	8
8	Saint Andrews RC	8701 St Andrews Pl, Los Angeles, CA 90047	Pacific	8
9	Van Ness RC	5720 2nd Ave, Los Angeles, CA 90043	Pacific	8
10	Queen Anne RC	1240 West Blvd, Los Angeles, CA 90019	Metro	10
11	Rancho Cienega SC	5001 Rodeo Rd, Los Angeles, CA 90016	Pacific	10
12	Penmar RC	1341 Lake St, Venice, CA 90291	Valley	11
13	El Sereno RC	4721 Klamath St, Los Angeles, CA 90032	Metro	14
14	Evergreen RC	2844 E 2nd St, Los Angeles, CA 90033	Metro	14
15	Wilmington RC	325 N Neptune Ave, Wilmington, CA 90744	Pacific	15
16	David M. Gonzalez RC	10943 Herrick Ave, Pacoima, CA 91331	Valley `	7
17	Ramon Garcia RC	1016 S. Fresno St, Los Angeles, CA 91331	Metro	14
18	Green Meadows	431 E. 89th St, Los Angeles, CA 91331	Pacific	9
19	109th St RC	1464 East 109th ST, Los Angles, CA 90059	Pacific	15
20	Van Nuys RC	14301 Vanowen Ave, Van Nuys, CA 91405	Valley `	6

Adaptive Athletics

Direct Cost									
	Estimated Number Of Participants	Participants Per Site	Rate	Number Of Staff	Recreation Instructor Hours / Recreation Assistant	Number Of Class	Number Of Sites	Number Of Quarters (Spring)	Total Cost Per Year
Skilled Trained Instructor (RFQ)	-	-	-	-	-	-	-	-	\$30,000
Equipment (RFQ)									\$9,760
Assistant Instructor/Coach	-	-	\$18.28	1	1.5	8	1	1	\$219.36
Sport Jersey	20	20	\$14	-	-	-	1	1	\$280
Awards	20	20	\$6	-	-	-	1	1	\$120
Total:									\$40,379.36

Personal Protective Equipment					
			Total	Total Cost Per Year	
Masks (25 masks/class X 8 classes X \$0.10 X 1 location)			\$20	\$20	
Hand sanitizers (.5 gallon X \$20 X 1 location)			\$10	\$10	
Total:				\$30	

Total Cost	\$40,409.36
-------------------	--------------------

FY 22-23
Participating Recreation Centers
Rancho Cienega

Adaptive Skateboarding

Direct Cost									
	Estimated Number Of Participants	Participants Per Site	Rate	Number Of Staff	Recreation Instructor Hours / Recreation Assistant	Number Of Clinics	Number Of Sites	Number Of Quarters (Fall & Winter)	Total Cost Per Year
Skilled Trained Instructor (RFQ)	-	-	-	-	-	-	-	-	\$20,000
Equipment (RFQ)									\$6,840
Assistant Instructor/Coach	-	-	\$18.28	1	3	4	4	2	\$1,754.88
Sport Jersey	120	15	\$14	-	-	4	4	2	\$840
Awards	120	15	\$6	-	-	4	4	2	\$720
Transportation	-	-	-	-	-	-	-	-	\$4,500
3 Day Camp Instruction RFQ (includes equipment)	-	-	-	-	-	-	-	-	\$10,000
3 Day Camp: Assistant Instructor/Coach	-		\$18.28	2	3.5	3	4	-	\$1,535.52
3 Day Camp: Sport Jersey	60	15	\$14	-	-	3	4	-	\$840
3 Day Camp: Awards	60	15	\$6	-	-	3	4	-	\$360
3 Day Camp: Transportation	-	-	-	-	-	-	-	-	\$4,500
Total:									\$51,890.40
Personal Protective Equipment									
		Total							Total Cost Per Year
Masks (40 masks/mo X 6 mos. X \$0.10 X 4 locations)		\$96							\$96
Hand sanitizers (.5 gallon/mo X 6 mos. X \$20 X 4 locations)		\$240							\$240
Total:									\$336.00
Total Cost						\$52,226.40			

FY 22-23
Participating Recreation Centers
Pedlow
El Sereno
Harbor City
Stoner

Adaptive Swimming

Direct Cost									
	Estimated Number Of Participants	Participants Per Site	Rate	Number Of Staff	Lifeguard Swim Instructor/ Staff Hours	Number Of Classes	Number Of Sites	Number Of Quarters (Fall, Winter & Spring)	Total Cost Per Year
Lifeguard/Swim Instructor	-	-	\$19.27	1	1.5	8	20	3	\$13,874.40
Shirts	100	5	\$10	-	-	-	20	3	\$3,000
Awards	100	5	\$6	-	-	-	20	3	\$1,800
Total:									\$18,674.40
Equipment									
Description	Estimated Number Of Participants	Participants Per Site	Rate	Number Of Sets	Lifeguard Swim Instructor/ Staff Hours	Number Of Classes	Number Of Sites	Number Of Quarters (Fall, Winter & Spring)	Total Cost Per Year
Aqua Noodles	100	5	\$10	-	-	-	20	-	\$1,000
Pull Bouys	100	5	\$10	-	-	-	20	-	\$1,000
Kick Boards	100	5	\$15	-	-	-	20	-	\$1,500
Totemaster	100	5	\$192.50	-	-	-	20	-	\$3,850
Total:									\$7,350
Total Cost									\$26,024.40

FY 22-23

Participating Recreation Centers

Algin Sutton
 Banning
 Celes King III
 Cleveland
 Echo
 EG Roberts
 EXPO
 Fremont

 Glassell
 Hey Rookie
 Hubert Humphrey
 LACES
 Lincoln
 Richard Alatorre
 Roosevelt
 Van Ness
 Van Nuys Sherman Oaks
 Venice
 Westwood
 Yosemite

Goalball

Direct Cost										
	Estimated Number Of Participants	Participants Per Site	Rate	Number Of Staff	Recreation Instructor Hours / Recreation Assistant	Number Of Clinics	Number Of Sites	Number Of Quarters (Fall)	Total Cost Per Year	
Skilled Trained Instructor (RFQ)	-	-	-	-	-	-	-	-	\$30,000	
Equipment (RFQ)									\$1,384	
Assistant Instructor/Coach	-		\$18.28	1	9	4	1	1	658.08	
Sport Jersey	10	10	\$14	-	3		1	1	\$140	
Awards	10	10	\$6	-	3		1	1	\$60	
Transportation	-	-	-	-	-	-	-	-	\$4,500	
Total:									\$36,742.08	
Personal Protective Equipment										
		Total							Total Cost Per Year	
Masks (20 masks/mo X 3 mos. X \$0.10 X 1 location)		\$6							\$6	
Hand sanitizers (1 gallon X \$20 X 1 location)		\$20							\$20	
Total:									\$26	
Total Cost										\$36,768.08

FY 22-23
Participating Recreation Centers
Expo

Para Equestrian

Direct Cost									
	Estimated Number Of Participants	Participants Per Site	Rate	Number Of Staff	Recreation Instructor Hours / Recreation Assistant	Number Of Classes	Number Of Sites	Number Of Quarters (Summer, Fall, Winter & Spring: 2 Quarters Per Site Max)	Total Cost Per Year
Skilled Trained Instructor (RFQ)	-	-	-	-	-	-	-	-	\$111,800
Equipment (RFQ)									\$10,000
Assistant Instructor/Coach	-	-	\$18.28	1	4	8	2	2	\$2,339.84
T-Shirts	30	15	\$7	-	-	-	2	2	\$420
Awards	30	15	\$6	-	-	-	2	2	\$360
Transportation	-	-	-	-	-	-	-	-	\$4,500
Post Event	-	-	-	-	-	-	-	-	\$25,000
Total:									\$154,419.84

Personal Protective Equipment					Total Cost Per Year
			Total		\$96
Masks (80 masks/mo X 6 mos. X \$0.10 X 2 locations)			\$96		\$240
Hand sanitizers (1 gallon/mo X 6 mos. X \$20 X 2 locations)			\$240		
Total:					\$336.00

Total Cost	\$154,755.84
------------	--------------

FY 22-23

Participating Recreation Centers

LA Equestrian Center

Hansen Dam Equestrian Center
TBD

Para Surfing

Direct Cost									
	Estimated Number Of Participants	Participants Per Site	Rate	Number Of Staff	Recreation Instructor Hours / Recreation Assistant	Number Of Clinics	Number Of Sites	Number Of Quarters (Spring- Clinics; Summer- 3 Day Camp)	Total Cost Per Year
Skilled Trained Instructor (RFQ)	-	-	-	-	-	-	-	-	\$20,000
Equipment (RFQ)									\$1,203
Lifeguard	-	-	19.27	1	7	4	1	1	\$539.56
Sport Jersey	20	20	\$14	-	-	4	1	1	\$280
Awards	20	20	\$6	-	-	4	1	1	\$120
Transportation	-	-	-	-	-	-	-	-	\$4,500
3 Day Camp Instruction RFQ (includes equipment)	-	-	-	-	-	-	-	-	\$10,000
3 Day Camp: Assistant Instructor/Coach	-		\$18.28	2	3.5	3	1	1	\$383.88
3 Day Camp: Sport Jersey	20	20	\$14	-	-	3	1	1	\$280.00
3 Day Camp: Awards	20	20	\$6	-	-	3	1	1	\$120.00
3 Day Camp: Transportation	-	-	-	-	-	-	-	-	\$4,500
Total:									\$41,926.34

Personal Protective Equipment				
			Total	Total Cost Per Year
Masks (40 masks/class X 4 classes X \$0.10 X 1 location)			\$16	\$16
Hand sanitizers (1 gallon X \$20 X 1 location)			\$20	\$20
Total:				\$36.00

Total Cost	\$41,962.34
------------	-------------

FY 22-23

Participating Recreation Centers

Venice Beach

Sitting Volleyball

Direct Cost									
	Estimated Number Of Participants	Participants Per Site	Rate	Number Of Staff	Recreation Instructor Hours / Recreation Assistant	Number Of Clinics	Number Of Sites	Number Of Quarters (Winter)	Total Cost Per Year
Skilled Trained Instructor (RFQ)	-	-	-	-	-	-	-	-	\$30,000
Equipment (RFQ)	-	-	-	-	-	-	-	-	\$2,250
Assistant Instructor/Coach	-	-	\$18.28	1	3	4	5	1	\$1,096.80
Sport Jersey	75	15	\$14	-	-	4	5	1	\$1,050
Awards	75	15	\$6	-	-	4	5	1	\$450
Transportation	-	-	-	-	-	-	-	-	\$4,500
Total:									\$39,346.80

Personal Protective Equipment				
		Total	Total Cost Per Year	
Masks (20 masks/clinic X 4 clinics X \$0.10 X 5 locations)		\$40	\$40	
Hand sanitizers (1 gallon X \$20 X 5 locations)		\$100	\$100	
Total:			\$140.00	

Total Cost	\$39,486.80
------------	-------------

FY 22-23
Participating Recreation Centers
Expo
Van Nuys/Sherman Oaks
Peck Park
Cheviot Hills
Rio de Los Angeles

Wheelchair Basketball

Direct Cost									
	Estimated Number Of Participants	Participants Per Site	Rate	Number Of Staff	Recreation Instructor Hours / Recreation Assistant	Number Of Clinics	Number Of Sites	Number Of Quarters (Summer)	Total Cost Per Year
Skilled Trained Instructor (RFQ)	-	-	-	-	-	-	-	-	\$30,000
Assistant Instructor/Coach	-	-	\$18.28	1	3	4	5	1	\$1,096.80
Sport Jersey	50	10	\$14	-	-	4	5	1	\$700
Awards	50	10	\$6	-	-	4	5	1	\$300
Transportation	-	-	-	-	-	-	-	-	\$4,500
Total:									\$36,596.80

Equipment									
Description	Estimated Number Of Participants	Participants Per Site	Rate	Number Of Sets	Lifeguard Swim Instructor/ Staff Hours	Number Of Clinics	Number Of Sites	Number Of Quarters (Summer)	Total Cost Per Year
Molten Composite Basketball Sz 6Orange/Tan	-	-	66.23	60	-	-	-	-	\$3,974
Molten Composite Basketball Sz 7Orange/Tan	-	-	\$59	60	-	-	5	-	\$3,540
Molten Composite Basketball Sz 27.5Orange/Tan	-	-	\$49.99	60	-	-	5	-	\$2,999
Low Profile Cones	-	-	\$17	30	-	-	5	-	\$510
Low Pro Cone Winw Carries	-	-	\$7	15	-	-	5	-	\$105
Ez Fold Carts	-	-	\$150	15	-	-	5	-	\$2,250
Inflating Needles Pk Of 100	-	-	\$34	6	-	-	5	-	\$204
Bsn Economy Inflator	-	-	\$115	15	-	-	5	-	\$1,725
Total:									\$15,307.20

Personal Protective Equipment						
			Total			Total Cost Per Year
Masks (15 masks/clinic X 4 clinics X \$0.10 X 5 locations)			\$30		\$30	
Hand sanitizers (1 gallon X \$20 X 5 locations)			\$100		\$100	
					Total:	\$130

Total Cost	\$52,034.00
-------------------	--------------------

FY 22-23

Participating Recreation Centers

El Sereno RC
Expo Center
Slauson RC
Westchester RC
Woodland Hills RC

Attachment 14i: Trainings**Trainings**

	Description	Trainings Per Year	Total Cost Per Year
Training - RFQ	Contracted Vendor Will Be Qualified To Train Our Recreation Professionals On Adaptive Sport(s) Topics. Including But Not Limited To, Sensitivity Training For Working With Youth With Disabilities, Sports And Disability Awareness And Communication. Guest Speakers, Professional Trainiers And Paralympic Athletes May Be Invited To Speak At Some Professional Development Trainings. In Selected Instances, The Budget May Cover Travel And Accomodations For Some. Program Staff May Attend Outside Training And Professional Development At Conferences And Workshops To Stay Relevant And Current On Changes In Laws And Trends In Paralympic Sports And The Disabled Community. Conference Fees, Travel And Accomodations Are Included.	3	\$10,000
Professional Development	Program Staff May Attend Outside Training And Professional Development At Conferences And Workshops To Stay Relevant And Current On Changes In Laws And Trends In Paralympic Sports And The Disabled Community. Conference Fees, Travel And Accomodations Are Included.		\$3,000
Total Cost			\$13,000

Special Events (Spring)

Event Cost					
Item	Cost	Number Of Special Events Per Year	Instructor / Assistant Instructor	Description	Total Cost Per Year
Event Planning - RFQ	-	1	-	Adaptive Sports 5K and Resource Fair at Griffith Park	\$14,970
Participant Shirts	\$8	1	-	Shirts Will Be Awarded To Participants To Acknowledge And Promote The Program	\$4,000
Volunteer Shirts	\$8	1	3	Shirts Will Be Awarded To Volunteers To Acknowledge And Promote The Program	\$1,600
Total Cost					\$20,570.00

Attachment 1a

CITY OF LOS ANGELES
Department of Recreation and Parks
Youth Sport Partnership
FY 22/23 YSP Project Plan Narrative
March 18, 2022

Overview

RAP will continue to conduct sports classes and clinics amid the COVID-19 pandemic as we successfully did in the Summer, FY 2021-2022. The launch of Sports Leagues began in the Fall and continued through the Winter and Spring seasons of FY 2021-2022. All programs and services were rolled out with social distancing and appropriate sanitizing or use of individual equipment. As we kick-off the FY 2022-2023 Project Plan; facility staff will continue to follow all guidelines set forth by the Centers for Disease Control (CDC), Los Angeles County Department of Public Health (LACDPH), and other local authorities, including the use of Personal Protective Equipment (PPE) such as facial coverings and gloves. RAP proposes to continue introducing sports and fitness classes and clinics that have been adapted to meet social distancing guidelines at recreation centers citywide beginning in Summer FY 2022-2023. Staff will provide instruction with specific qualifications necessary for adequate development of participants. The department will not bill for volunteers as they are not paid staff members; the staff reserves the right to use independent contractors within the department to provide instruction should it be deemed necessary.

As we begin to emerge from the pandemic and economic downturn it is crucial to provide quality recreational activities and experiences, especially at centers with low-income neighborhoods. Many such communities have seen the highest rates of unemployment and higher rates of COVID-19 infection and such will greatly benefit from affordable recreation activities moving forward as a demonstrative investment in their health and wellness.

Program Elements

Classes

Sports and fitness classes will be offered at 81 pre-qualified Recreation Centers. Examples of previously offered classes include: **dance (various), sports, fitness, judo (10 sites), and field hockey.** **Newly added classes include: skateboarding, gymnastics, surfing, taekwondo and equestrian.** Recreation Center staff are expected to offer classes from the approved list of activities in Attachment A. Facility Directors select offerings that meet the interest and preferences of their respective communities. For example, there are numerous types of dance classes that RAP currently offers such as; ballet folklorico, hip hop, and ballet. Field staff select the style of dance class(es) that garner the most participation by mirroring the community demographics. Classes are offered in eight (8) week sessions.

Clinics

Clinics will be offered at 81 pre-qualified recreation centers citywide, Clinics may include: **field hockey, basketball skills, soccer, flag football, cheer, tennis, volleyball skills, baseball and softball.** Recreation center staff are expected to offer clinics from the approved list of activities in Attachment A. Facility Directors select offerings that meet the interests and preferences of the surrounding community. Clinics will be 2 hours each for up to three (3) dates and centers will offer four (4) clinics each. The clinics will further develop interest in the upcoming season's sport.

Pilot Programs

Recreation and Parks Rowing

Recreation and Parks Rowing RAP Rowing Pilot Program will empower youth at eight (8) facilities throughout the Los Angeles area through rowing activities and encourage them to become student-athletes, confident to make wise choices and pursue excellence in all dimensions of their lives. The Department is currently in discussion with Rowing Organization in assisting the Department in implementing this program. The Department will submit a sub-project plan for this program before implementation.

Teqball

The Teqball Federation will be continuing the program at ten (10) recreation centers throughout the city. Classes will meet once a week and each session will run for eight (8) weeks.

Teqball will provide the necessary staff training(s) and tables, equipment essential to the development of a successful citywide youth Teqball program including, but not limited to, teaching the fundamentals of Teqball at an introductory level. To further develop the program RAP will purchase Teq Balls and rackets for participants. A Teqball program is essential to creating familiarity and confidence in young people to allow for progress to more and more advanced techniques with each reoccurring session. The purpose of the program is to provide youth with instruction in the sport, to further develop current knowledge of related sports (ie. soccer, volleyball, etc.) and ensure young people are receiving an additional opportunity for physical activity while utilizing motor skills. Training sessions will range in various levels to ensure all techniques are covered both in-person and online. All equipment will be provided and set-up prior to each session by the Teqball Federation.

Youth Golf Partnership Pilot

RAP intends to explore partnership opportunities with organizations in Southern California engaged in youth golf instruction, with a particular focus on equity, in an effort to compliment the youth golf classes being offered at select RAP golf courses and recreation centers. In particular, RAP will seek one or more organizations to pilot golf instruction at RAP recreation centers with younger youth participants, five (5) to seven (7) years of age, to provide an early introduction to the game of golf.

RAP will select Recreation Centers in areas of the City that are in furthest proximity from municipal golf courses and where transportation to golf courses may therefore be most difficult. RAP will solicit proposals from one or more youth golf organizations to provide golf instruction at these sites on a

pilot basis. Additionally, as part of this undertaking, RAP may also evaluate the ability and capacity for one or more youth golf organization to provide curriculum and training to recreation staff for introductory golf instruction. RAP seeks to further its partnership with Southern California based youth golf programs that specialize in introducing youth golfers to the sport by taking the sport directly to them. SNAG Golf (Starting New At Golf) is an example that uses golf ball sized tennis balls that are hit with plastic golf clubs to a Velcro target and can safely be set up indoors or outdoors. These same youth golf programs also provide participants golf course access and practice driving range buckets at heavily discounted rates to RAP golf courses.

Signature Programs

Track and Field

The YSP Track and Field Program will continue for summer 2022 and is intended to provide new physical fitness and track and field opportunities for youth ages 5-15. Track activities will include instruction and training in sprints, and middle-distance and long-distance running. Field events will include: high jump, shot put, javelin, and long/triple jump. The basic model has fewer events for the younger age groups and will focus on age-appropriate activities. This program will be offered at twenty (20) facilities Citywide. The goal is to register four hundred (400) youth for the program per quarter, twenty (20) youth at each of the twenty (20) sites. The program will be co-ed and each coach will be responsible for ten (10) participants. Coaches will train youth two (2) days during the week and participants would have the opportunity to participate in a track meet style training on a Saturday twice a quarter. There will be one (1) host site per region for the Saturday track style meet.

Judo

RAP staff has identified (20) sites throughout the City to offer judo classes for youth ages 5-15. Classes will meet once or twice a week and each session will run for eight (8) weeks. In partnering with USA Judo, they will assist in recommending quality instructors to be hired by RAP for this program. The program is designed to introduce a non-traditional Olympic sport to youth throughout the city and encourage participation with a combination of high-quality instruction and affordable fees. The children will learn the basics of falling, grabbing and throwing as well as discipline and etiquette. All students will receive a judo gi during the session of classes as well. Judo is an activity that promotes self-esteem, discipline and a healthy lifestyle.

Tennis

RAP has identified twenty (20) sites throughout the three (3) geographical regions of the City to offer tennis classes. The lessons will be once a week for eight (8) weeks beginning in summer 2022. Participants will learn proper footwork and different types of swings including forehand, backhand, volley, and serve. This program is designed to provide high quality, affordable tennis instruction so that all youth in the City of Los Angeles have the opportunity to learn and participate regardless of socioeconomic or cultural barriers. The program offers beginners through advanced levels of tennis instruction that will promote this Olympic sport.

Golf

The Junior Golf Program will introduce youth ages 10-15 to the game of golf. Participants will learn the fundamentals of golf including: full swing, chipping, and putting during their weekly 1-½ hour lesson. Additionally, participants will learn proper golf etiquette and safety.

Golf will be offered in eight (8) week sessions at four golf facilities: Hansen Dam, Sepulveda, Harbor Park and Tregnan Golf Academy in Griffith Park. The program will also be offered at four recreation centers as well. There will be one professional instructor and one recreation assistant for up to eight (8) youth at each lesson. All necessary equipment will be provided to the students. All participants will receive a golf polo shirt, cap, reusable water bottle and award at the completion of the program. A culminating event will take place at the end of each session.

The goal is to introduce the game of golf to approximately 448 youth. The program will be marketed at the local recreation centers within five miles of each instruction site. Transportation using RAP staff from nearby recreation centers will be provided to insure youth can attend the program.

Marathon Training

LA City Recreation and Parks (RAP) will partner with Students Run LA (SRLA), to host a citywide Virtual Marathon during the Los Angeles Unified School District (LAUSD) Winter Break in December of 2022 with the goal of having 3,800 participants. Finishers will be awarded finisher items and medals at their training location sites.

SRLA is a non-profit organization that specializes in marathon training that introduces school aged youth 12-17 at LAUSD locations to the sport of running and culminates with the LA Marathon.

RAP will partner with SRLA to adapt their Marathon Training model for RAP's own RAP Marathon Training. RAP will plan on holding Marathon Trainings twice a week for 1 hour quarterly beginning the Summer of 2022 culminating in the Virtual Marathon. These trainings will be available at twenty (20) PlayLA locations.

The Virtual Marathon will be open to RAP Marathon Training and SRLA participants. The Virtual Marathon is a 50 Mile Challenge where runners are challenged to run a total of 50 miles from December 19, 2022 to January 7, 2023 which coincide with LAUSD's holiday break. Participants from the RAP program and SRLA will be able to register at any of the 81 PlayLA sites.

Newly Added Signature Programs

USA Swim Team

Recreation and Parks is proud to offer the opportunity for Los Angeles' brightest swim athletes to partake in a high caliber swim program geared towards helping create competitive swimmers. Due to the high cost of these types of programs many of Los Angeles' inner city youth have not been able to partake in competitive swimming. This program seeks to bridge the socio economic gap and give a platform for youth to advance their swim skills. The RAP team has partnered with USA Swimming's community outreach and engagement team to bring awareness and to provide a high level of training to the youth of Los Angeles.

USA Swimming will provide educational resources for the coaches, parents and athletes. This strategic partnership seeks to cover coach's registration fees, foundational education fees as well as providing educational clinics for our athletes and parents in addition to providing resources. RAP will have eight (8) sites across the City for USA Swimming Team experience targeting youth aged 7-15 who are highly motivated, goal oriented, and committed to being a student of the sport. Athletes will meet under the supervision of two Certified USA swim coaches for up to two hours of in-water/ dryland training. All athletes will be evaluated based on their skill level and assigned a training group that will practice up to four days a week during the year. The athletes will be provided four in house swim clinics- that will focus on stroke technique, discipline, and overall performance development. The athletes will compete in six intrasquad swim meets throughout the season that will culminate into two championship swim meets. The athletes will take part in two pre/post event celebrations that will focus on team building, community outreach and recognition of program goals and success.

All athletes in the program will have access to the onsite equipment and receive the following items: t-shirt, swim cap, swim suit, goggles, swim snorkel, and mesh training bag. Once an athlete has completed their 6-month commitment they will be awarded a team swim parka to complete the uniform package for the team. All athletes will receive a USA Swimming premier membership that affords the opportunity for athletes to be covered under accident/ liability insurance for the year. The membership also provides the ability to participate in local swim committee section championship meets, AA champs, western zones, and junior olympics upon qualification. The membership allows members to participate in Individual recognition programs from scholastic All-American to IMX and development camps for those athletes who qualify.

Surfing

RAP staff has identified twelve (12) sites throughout the City to offer Surfing classes for youth ages 7-15. During Summer Operations, classes will meet 5 days a week for 4 hours and each session will run for two (2) weeks for a total of 4 sessions. In the Winter, Spring and Fall, RAP has identified seven (7) sites, classes will meet for 10 consecutive Saturdays for 4 hours. Included in the 4 hours are transportation to and from the beach. During transport time, the surf instructor will also provide information to the participants of what to expect that day and other instructions to ensure the maximum use of time at the beach. During the lessons the children will learn how to balance, pop up on the board and dive under the waves. First lessons for the children are on the sand before heading into the water. In partnering with USA Surfing, they will assist in recommending quality instructors for this program as well as provide the equipment for the students to use during all lessons..

Skateboarding

Skateboarding made its debut in the 2020 Summer Olympics. RAP staff has identified (10) sites throughout the City to offer skateboarding classes for youth ages 5-15. Participants will learn how to do proper footwork, balance, turn, throw down the skateboard and stop in a safe manner. Classes will meet once a week and each session will run for eight (8) weeks. RAP staff is partnering with members from USA Skateboarding to identify quality instructors for this new program that will be hired by RAP to be instructors at several of our recreation centers.

Equestrian

The Equestrian program will introduce youth ages 5-15 to the wonderful world of horses and equine activities. Participants will learn about horses, how to ride horses and proper safety techniques. Equestrian activities which are expensive, will now be accessible to youth throughout the City of Los Angeles. To enhance accessibility to the classes, children will be picked up by RAP staff from local recreation centers and driven to the Los Angeles Equestrian Center in Griffith Park, Hansen Dam Horse Park in Lake View Terrace, and Compton Jr. Equestrian Center in Compton. RAP staff has identified nine (9) sites throughout the three (3) geographical regions of the City to offer Equestrian classes. Classes will meet once a week and each session will run for eight (8) weeks. All equipment needed for the children to safely participate in the program will be provided by the equestrian centers.

Tae Kwon Do

Tae Kwon Do is a Korean martial art characterized by punching and kicking techniques. Participants will learn how to concentrate, have self-discipline and show self-restraint. Youth will develop skills in kicking, flexibility and agility. RAP has identified ten (10) sites throughout the City of Los Angeles to offer Tae Kwon Do classes for youth ages 5-15. Classes will meet once a week and each session will run for eight (8) weeks.

Attachment:

EXHIBIT A: LA28 Recommended Activities

EXHIBIT A

LA 2028 RECOMMENDED ACTIVITIES

Track and Field

Junior Golf

Skateboarding

Judo

Tennis

Field Hockey

Badminton

Basketball Clinics

Soccer Clinics

Baseball/Softball Clinic

Volleyball

Dance - Various

Cheer

Football Clinics

Fitness Class

Hula Hoop

Jump Rope

Spike ball

Zumba

**CITY OF LOS ANGELES
DEPARTMENT OF RECREATION AND PARKS**

**ADAPTIVE SPORTS PROGRAM
PROJECT PLAN**

FY 2022-23

Attachment 14

March 7, 2022

ADAPTIVE SPORTS PROGRAM
FY 2022 / 23 - YSP Project Plan Narrative
March 7, 2022

Mission Statement

In partnership with LA28 Olympic and Paralympic Games, the Adaptive Sports Program provides adaptive sports and recreation programs to youth throughout the City of Los Angeles to support and enhance life-long leisure pursuits and promote a healthy, active and equitable quality of life.

Overview

The Adaptive Sports Program (ASP) of the Department of Recreation and Parks (RAP) will work in conjunction with Universal Play and adhere to all City and County COVID-19 guidelines and protocols to support and maintain a safe and healthy environment for youth participants, volunteers and staff. Adaptive Sports will also follow all **SafeSport** protocol, training and requirements for our volunteers and City employees.

In January 2022, the City of Los Angeles Department of Recreation and Parks will launch the Adaptive Sports Program to provide sports and recreational opportunities for youth with disabilities ages 5 – 17. The purpose of the ASP is to provide skills development activities for youth participants in the form of camps, clinics and classes, offer competitive opportunities for program participants, host Citywide special events and deliver ongoing staff and volunteer training.

Outreach efforts in FY 2022/23 include but are not limited to ongoing Meet and Greet opportunities at several of the thirty-eight (38) Accessible Playgrounds throughout the City, attending trade shows, marketing through social and print media and networking with various service providers.

Youth athletes registered in the Adaptive Sports Program in FY 2022/23 will have the opportunity to learn and develop skills in eight (8) of the twenty-two (22) sports that are currently featured in Paralympic competition. In an effort to build upon the momentum of the 2020 Olympic and Paralympic Games in Tokyo, the FY 2021/22 Project Plan was modified. Our FY 2022/23 Project Plan is designed to more effectively capture the enthusiasm of youth participants by introducing adaptive skateboarding, para surfing and adaptive athletics. In addition, we have enhanced opportunities for youth in para equestrian programs.

The Department of Recreation and Parks will offer para equestrian riding lessons beginning in Spring of 2022. Locations for the sport include the LA Equestrian Center in Griffith Park, a newly added location at Hansen Dam Equestrian Center in the San Fernando Valley and may include select private facilities as needed. Individual riding lessons will be taught by experienced para equestrian staff and all volunteers will complete a specialized equestrian training program.

A culminating Equestrian Show will be held annually each Spring at the LA Equestrian Center. The first show will be held in the Spring of 2023. An approved and qualified equestrian organization will act as the show administrator and be responsible for establishing the grades, distributing the rules, recruiting judges, assigning handlers and organization of the actual show. The Department of Recreation and Parks will contribute staff to assist on the day of the event, provide awards and host an after-event celebration for participants and their families.

The Adaptive Sports Program will also introduce adaptive skateboarding and para surf clinics and camps to youth athletes. Adaptive skateboarding clinics will be held at Skate Parks throughout the City and RAP will partner with LA County Beaches and Harbors to host surf camps and clinics at select Southland beaches. RAP's own Venice Beach Recreation Center will serve as host to an annual Sun and Surf Event of adaptive skateboarding and para surfing beginning in Fall of 2024.

City Council has recently approved partnerships with nine (9) organizations whose mission is to increase participation of youth with disabilities in adaptive sports through the City's Request for Qualification (RFQ) process. The qualified organizations are listed as follows:

- Angel City Sports
- Triumph Foundation
- Team River Runner dba Paradapt Sports
- Inclusion Matters by Shane's Inspiration
- JTA Pacific, Inc.
- Association of Amputee Surfers
- Challenged Athletes, Inc.
- International Surfing Association, Inc.
- Pony Box Dance Theatre

In July 2021, RAP reopened the RFQ opportunity. An additional twelve (12) potential partners have applied for the RFQ process with an expected approval of four (4) qualified organizations by the Spring 2022 quarter.

Budget

The FY 22/23 budget lists a start-up equipment budget for three newly added youth sports: Adaptive Athletics, Para Surf and Adaptive Skateboarding (adaptive table tennis and badminton have been eliminated). Equipment costs for FY 22/23 include the annual replenishing of personal items such as sport jerseys, t-shirts, whistles, goggles and eyeshades, personal protective equipment, awards and some sports equipment. Recurring costs for staffing and special event production have also been maintained this budget year. Transportation costs have now been added to improve accessibility to each sport.

As the Adaptive Sports Program develops, the importance and relevancy of having experienced partners provided through the RFQ process has been realized. Collaboration

with these groups is essential to a successful program launch. These organizations and their field experts in adaptive sports will enable RAP's Adaptive Sports Program to provide quality programming, obtain specialized equipment and immediately acquire a network of potential participants and volunteers. Most importantly, these partnerships afford RAP's Adaptive Sports Program the advantage of benefitting from years of experience at the very onset of programming. Such proficiency in multiple sports would typically take years to develop. For this reason, RFQ instruction and equipment budgets for many of the featured sports have now been included.

The total ***estimated*** expense budget for the Adaptive Sports Program for FY 2022-23 (see attachments 14a – 14j) is \$477,237.22 as itemized below.

ITEM (NEW SPORT*)	FY 2022-23
Adaptive Athletics*	\$40,409.36
Adaptive Badminton	N/A
Adaptive Skateboarding*	\$52,226.40
Adaptive Swimming	\$26,024.40
Adaptive Table Tennis	N/A
Goalball	\$36,768.08
Para Canoe (<i>tentative start in FY 2023/24</i>)	N/A
Para Equestrian	\$154,755.84
Para Surfing*	\$41,962.34
Sitting Volleyball	\$39,486.80
Wheelchair Basketball	\$52,034.00
Wheelchair Tennis (<i>tentative start in FY 2023/24</i>)	N/A
Trainings	\$13,000.00
Special Events	\$20,570.00
Total	\$477,237.22

Summary

- Start date adjusted to January 2022
- Three new sports added: Adaptive Athletics, Para Surfing and Adaptive Skateboarding
- Two sports removed: Adaptive Table Tennis and Adaptive Badminton
- Para Canoe and Wheelchair Tennis moved to FY 2023-24
- Para Equestrian offerings expanded
- Transportation funding included for each sport
- Outreach plan at RAP Universal Accessible Playgrounds implemented
- Recreation Staff support added
- Nine (9) RFQ partners approved by City Council as of August 24, 2021
- Twelve (12) additional RFQ partners applied in July 2021
- Budget adjusted to reflect enhancements

Adaptive Sports Descriptions FY 2022/23

Adaptive Athletics

The Adaptive Athletics program will consist of the following events: 100-meter Race, 200-meter Race, 400-meter Race, 400-meter Relay Race (4 participants, 100-meters per participant), Javelin Throw, and Marathon Running up to 5 km. Athletes with physical, intellectual, or visual impairments can participate. Athletes with vision impairments are allowed to compete with their guide runner. In addition, an assistant/escort can assist the participant with preparation for the competition (instructions, direction, location of takeoff, and provide sound cues). Modifications will be made to accommodate the participants in all events.

- Spring Program
- Adaptive Athletics will be offered at Rancho Cienega Sports Complex.
- The program will consist of 4 clinics in the spring.
- Ages 5 – 17.
- Adaptive Athletics will focus on introducing the participants to Paralympic style events/sports.

Adaptive Skateboarding

Adaptive Skateboarding is a sport that is up for consideration for the 2028 Paralympic Games. Participants in Adaptive Skateboarding are able to use a skateboard or wheelchair. Prosthetics and assistive devices are allowed to assist the participants. Adaptive Skateboarding can be enjoyed by participants in an open freestyle setting or in a competition setting. Adaptive Skateboarding is a sport recommended for people with physical disabilities, intellectual disabilities, and people with a visual impairment (Aide/assistant required).

- Fall and Winter Program
- Adaptive Skateboarding will be offered city wide at 6 skate parks.
- The program will consist of 4 clinics in the fall and a 3-day per week skate camp in the winter.
- Ages 5 – 17.
- 10 participants per clinic.
- Adaptive Skateboarding will include an annual Surf & Skate special event at Venice Beach. Participants will be able to showcase their skills in a freestyle type event and competition.

Adaptive Swimming

Swimming was one of the original sports for the first Paralympic Games in Rome 1960. Some of the events are freestyle, backstroke, butterfly, breaststroke, and medley. Swimmers can use different starting methods that best accommodates their impairment. In collaboration with Aquatics, the program is intended to provide adaptive swimming to children with physical disabilities, vision impairments, and intellectual disabilities.

- Winter, Spring, and Fall program.

- Adaptive Swimming continues to be offered city wide throughout the 5 regions. The program will be offered at the 20 (year round) pool sites.
- The program will consist of 8 sessions per quarter. 1 - 2 staff/lifeguards and 10 participants.
- Ages 5 -17.
- Participants in the program will be invited to participate in a culminating competitive swim meet. An award ceremony will be included.

Goalball

Goalball is a team sport played by athletes with a visual impairment. Goalball was introduced to the Paralympics as a demonstration in the Toronto 1976 games and adopted in 1980 in the Arnhem games. A women's competition was featured and adopted at the New York and Stoke Mandeville 1984 games. The game is played using a specialized ball with bells inside.

The bells inside the ball help the players on defense listen for the oncoming ball and attempt to block it with their bodies. A goalball game consists of 2 teams with 6 maximum players per team. 3 Players are on the court per team. The objective is to roll the ball with bells inside, over the opponent's goal line. Players wear eyeshades (complete blackout) for fair play and rely on their auditory senses and tactile senses to compete. Communication, power, speed, and reaction are critical gameplay components of the sport. A unique component of the sport is that the crowd/players/staff on site must remain quiet when either team is on offense. Cheering can resume after the attempt at goal has been completed.

- Fall Program
- Goalball will be offered at the EXPO Center.
- The program will be clinic based offering 4 clinics per quarter.
- Ages 5 -17.
- 10 participants per clinic.
- A culminating competition for goalball will be included. Participants will be able to showcase their skills in a competitive atmosphere. An award ceremony will be included.

Para Equestrian

Para Equestrian is composed of an individual or team competition where athletes compete against each other based on the same grade of impairment. Free Style competitions allow participants to perform a personally choreographed routine set to their own choice of music. The goal of the program is to provide youth with a physical disability, intellectual disability, or visual impairment, an opportunity to compete and participate.

- Fall, Winter, Spring, and Summer.
- The Para Equestrian program will be offered at the Los Angeles Equestrian Center, Hansen Dam Horse Park, and private facilities may be used as needed.
- Para Equestrian classes will be offered year round (4 quarters).
- 8 classes per quarter.
- Ages 5 -17.
- 10 participants per clinic.

- The Para Equestrian program will include an annual Equestrian Show that will be held at the Los Angeles Equestrian Center. The Equestrian Show will consist of a para dressage competition where youth from various therapeutic riding academies in Southern California will be invited to participate. An award ceremony will follow the competition.

Para Surfing

Para Surfing is an adapted form of surfing that allows people with disabilities to participate in surf. Participants are able to use various prosthetics, orthotics, or essential safety equipment. Some of the common Para Surfing disciplines include; Para Surf Stand, Para Surf Kneel, Para Surf Prone, and Para Surf Visual Impairment. The goal of the Para Surfing program is to provide youth with physical disabilities, intellectual disabilities, and visual impairments an opportunity to participate and compete.

- Spring & Summer
- Para Surfing will be offered at Venice Beach and other Southland beaches.
- The program will consist of 4 clinics in the spring and a surfing camp in the summer.
- Ages 5 -17.
- 10 participants per clinic.
- Para Surfing will include an annual Surf & Skate special event at Venice Beach. Participants will be able to showcase their talents in a fun family day filled with music, spectators, and competitions.

Sitting Volleyball

Sitting volleyball is a form of volleyball that is played on the floor. Sitting volleyball became a Paralympic Sport for men at the Arnhem 1980 games and for women at the 2004 Athens games. Gameplay consists of 6 vs 6. Sitting volleyball uses a smaller court and lower net. The game is played at a faster speed because the players are closer together. Teamwork and deceptive serving are important aspects of the game.

- Winter Program
- Sitting volleyball will be offered city wide at 9 recreation centers.
- The program will be clinic based. 1-2 clinics per month for a duration of 2-3 months.
- Ages 5 -17.
- 10 participants per clinic.
- A sitting volleyball tournament will be included as well. Participants/teams will have an opportunity to compete. An award ceremony will follow the tournament.

Wheelchair Basketball

Wheelchair basketball is a Paralympic sport that was adopted in the 1960 Rome games. Games consist of 2 vs 2, 3 vs 3, or 5 vs 5. In wheelchair basketball, players are allowed to stop and then resume dribbling as they push their wheelchair up to 2 consecutive times. In the

Paralympics, players are classified on a point system ranging from 1 to 4.5 based on their functional mobility. Low Pointer: Players with severe impairment 1 to 2.5 points. High Pointer: Players with a minor impairment. Players with varying functional abilities are selected with each playing a different role and style.

- Summer Program
- Wheelchair basketball will be offered city wide at 9 recreation centers.
- The program will offer 4 clinics per site each quarter.
- Ages 5 -17.
- 10 participants per clinic.
- A wheelchair basketball tournament will be offered to all participants. Participants will have a chance to compete in a 3 vs 3 team tournament. An award ceremony will be part of the tournament.

Additional Program Descriptions

Outreach and Marketing

A professional and focused outreach and marketing strategy directly relates to RAP's ability to get information out to the public and contributes to the ultimate success of the Adaptive Sports program. Our marketing efforts must address the many factors that prohibit youth with disabilities from engaging in sports. As stated in the LA84 Foundation Report: Adaptive Youth Sports in Southern California: Understanding the Landscape. 2019, barriers include "...the physical disability itself, fear of stigmatization, fear of injury, lack of confidence, misconceptions about what adaptive athletes can achieve, uninviting attitudes of people without disabilities, lack of supportive parents and social networks, too few trained coaches and sports staff, the small number of organized adaptive sports programs, lack of parental knowledge about available opportunities, too few trained coaches and sports staff, and equipment and facility costs..."

Developing a marketing plan to address these barriers will include: developing a Play LA Adaptive Sports website, securing media buys to promote events, coordination with the local media, digital and outdoor production and social media ad buys, designing banners, flyers and other printed materials, creation of a marketing piece specific to Adaptive Sports Programs in English and Spanish and utilizing best practices for individuals with visual impairments, design of sports specific logos, formulating ideas, designs for promotional giveaways for culminating and special events.

Special Events

One special event will occur in this project year. In the Spring, an Adaptive Sports 5K and Resource Fair will be hosted in Griffith Park. This special event will be family-oriented to encourage greater comfortability, confidence and support for the athlete and to increase overall community awareness.

Required items will include: participant and family nutrition (healthy snacks, water, meals and other beverages), rental needs (portable and accessible toilets/handwashing stations, large

canopy tents, audio systems, etc.), street closure fees, LAFD fees, signage, publicity, entertainment and decorations.

Training

In 2022/23, most training will be sports-specific and offered to both full and part-time staff as well as to volunteers throughout the City. Advanced and refresher training sessions on disability awareness and sensitivity will be offered as needed.

To meet our objective to provide the highest level of categorical expertise and awareness, guest speakers, professional trainers and Paralympic athletes will be invited to speak at selected training sessions. In some instances, the budget may cover travel and accommodations for these expert trainers.

In addition, Adaptive Sports Program staff may attend professional development training at Conferences and workshops to stay relevant and current on changes in legal issues and trends in Paralympic sports and the disabled community. Conference fees, travel and accommodations will be needed for these training opportunities.

Adaptive Recreation

Timeline: Camps, Classes, Clinics & Events

2021

- Plan Quarterly Special Events.
- RFQ's submittal and review
- Sport and Event Venues Accessibility Assessments.

- Outreach/Survey: Staff and Community Surveys
- Create Marketing Plan



2022

- Plan Quarterly Special Events.
- **WINTER:** Adaptive Swimming, Sitting Volleyball
- **SPRING:** Adaptive Swimming, Para Equestrian

- **SUMMER:** Para Equestrian, Para Surfing, Wheelchair Basketball
- **FALL:** Adaptive Skateboarding, Adaptive Swimming, Goalball, Para Equestrian



2023

- Plan Quarterly Special Events.
- **WINTER:** Adaptive Skateboarding, Adaptive Swimming, Para Equestrian, Sitting Volleyball
- **SPRING:** Adaptive Athletics, Adaptive Swimming, Para Equestrian, Para Surfing,

- **SUMMER:** Para Canoe, Para Equestrian, Para Surfing, Wheelchair Basketball
- **FALL:** Adaptive Skateboarding, Adaptive Swimming, Goalball, Para Equestrian



2024

- Plan Quarterly Special Events.
- **WINTER:** Adaptive Skateboarding, Adaptive Swimming, Para Equestrian, Sitting Volleyball
- **SPRING:** Adaptive Athletics, Adaptive Swimming, Para Equestrian, Para Surfing, Wheelchair Tennis

- **SUMMER:** Para Canoe, Para Equestrian, Para Surfing, Wheelchair Basketball
- **FALL:** Adaptive Skateboarding, Adaptive Swimming, Goalball, Para Equestrian



2025

- Plan Quarterly Special Events.
- **WINTER:** Adaptive Skateboarding, Adaptive Swimming, Para Equestrian, Sitting Volleyball
- **SPRING:** Adaptive Athletics, Adaptive Swimming, Para Equestrian, Para Surfing, Wheelchair Tennis

- **SUMMER:** Para Canoe, Para Equestrian, Para Surfing, Wheelchair Basketball
- **FALL:** Adaptive Skateboarding, Adaptive Swimming, Goalball, Para Equestrian



2026

- Plan Quarterly Special Events.
- **WINTER:** Adaptive Skateboarding, Adaptive Swimming, Para Equestrian, Sitting Volleyball
- **SPRING:** Adaptive Athletics, Adaptive Swimming, Para Equestrian, Para Surfing, Wheelchair Tennis

- **SUMMER:** Para Canoe, Para Equestrian, Para Surfing, Wheelchair Basketball
- **FALL:** Adaptive Skateboarding, Adaptive Swimming, Goalball, Para Equestrian



2027

- Plan Quarterly Special Events.
- **WINTER:** Adaptive Skateboarding, Adaptive Swimming, Para Equestrian, Sitting Volleyball
- **SPRING:** Adaptive Athletics, Adaptive Swimming, Para Equestrian, Para Surfing, Wheelchair Tennis

- **SUMMER:** Para Canoe, Para Equestrian, Para Surfing, Wheelchair Basketball
- **FALL:** Adaptive Skateboarding, Adaptive Swimming, Goalball, Para Equestrian



2028

- Plan Quarterly Special Events and LA28 participation.
- **WINTER:** Adaptive Skateboarding, Adaptive Swimming, Para Equestrian, Sitting Volleyball
- **SPRING:** Adaptive Athletics, Adaptive Swimming, Para Equestrian, Para Surfing, Wheelchair Tennis

- **SUMMER:** Para Canoe, Para Equestrian, Para Surfing, Wheelchair Basketball
- **FALL:** Adaptive Skateboarding, Adaptive Swimming, Goalball, Para Equestrian





PARK PROUD LA

ADAPTIVE RECREATION

FY 2022-23 ADMINISTRATIVE TIMELINE PROJECTED

CITY OF LOS ANGELES DEPARTMENT OF RECREATION AND PARKS

Laura Island,
Prin. Recreation Supervisor
laura.island@lacity.org
Rev. 03/03/22

SURVEY AND PLAN

Survey Spring & Summer Classes, Clinics and Events
Work with marketing firm to continue outreach efforts for the growth of our division
begin ordering process for Winter & Spring needs

SURVEY AND PLAN

Survey Summer & Fall Classes, Clinics and Events
Prep for Winter Sports
Coordinate with RFQ and LAEC for dates, times and logistics of Para Dressage Event

OUTREACH AND TRAINING

Send second registration reminder for upcoming Winter and Spring Programming.
Continue Volunteer Outreach
RSB Staff Adaptive Sport Training or Development

MARKETING AND PLAN

Continue our marketing efforts via newsletter including highlights from our Equestrian Para dressage Event
Planning with partner begins for Summer Surf Camp

SUMMER SPORTS

PARA EQUESTRIAN
PARA SURFING
WHEELCHAIR BASKETBALL

FALL SPORTS

ADAPTIVE SKATEBOARDING
ADAPTIVE SWIMMING
GOALBALL
PARA EQUESTRIAN

WINTER SPORTS

ADAPTIVE SKATEBOARDING
ADAPTIVE SWIMMING
PARA EQUESTRIAN
SITTING VOLLEYBALL

SPRING SPORTS

ADAPTIVE ATHLETICS
ADAPTIVE SWIMMING
PARA EQUESTRIAN
PARA SURFING

PREPARE PROGRAM PLAN & BUDGET 2023-24

Prepare Program Plan & Budget for next fiscal year

OUTREACH

Meet & Greet Tour: Visit Universal Accessible Playgrounds and Promote our upcoming programs!

MARKETING

Continue the Outreach and Marketing efforts according to the established outreach and marketing plan.

OUTREACH

Send registration reminder for upcoming Winter & Spring programming
Continue Volunteer Outreach

REVISE PROGRAM PLAN & BUDGET 2023-24

Revise and finalize Program Plan & Budget for next fiscal year

OUTREACH

Participate in expo's and resource fairs around Los Angeles to Promote our upcoming programs!

SPECIAL EVENT (APR)

RAP ADAPTIVE SPORTS 5K
Adaptive Sports to host 5K and Resource Fair event to be held in Griffith Park in April, 2024

OUTREACH

Send registration reminder for upcoming Summer & Fall programming
Continue Volunteer Outreach

Program Plan Continues

JUL

AUG

SEP

OCT

NOV

DEC

JAN

FEB

MAR

APR

MAY

JUN

Q1

SUMMER 2022

Q2

FALL 2022

Q3

WINTER 2023

Q4

SPRING 2023

**AGREEMENT BETWEEN
THE CITY OF LOS ANGELES AND THE
LOS ANGELES ORGANIZING COMMITTEE FOR THE OLYMPIC AND PARALYMPIC
GAMES 2028
REGARDING
THE 2028 YOUTH SPORT PARTNERSHIP (“YSP”)**

This agreement regarding the 2028 Youth Sport Partnership (“YSP Agreement”) is made and entered into as of the date of the last signature set forth below, and is by and between the City of Los Angeles (“City”), a municipal corporation, acting by and through its Department of Recreation and Parks (“RAP” or “Department”), and the Los Angeles Organizing Committee for the Olympic and Paralympic Games 2028 (“LA 2028” or “OCOG”), a California nonprofit public benefit corporation, formerly known as the Los Angeles 2024 Exploratory Committee. Collectively, these entities shall be known herein as the “Parties” or individually as a “Party.”

WITNESSETH

WHEREAS, on August 16, 2017, the City and LA 2028 entered into the Memorandum of Understanding regarding the organizing of the 2028 Olympic and Paralympic Games (“2017 MOU”) by and among the City, LA 2028, and the United States Olympic and Paralympic Committee (“USOPC”), formerly known as the United States Olympic Committee (“USOC”), describing the cooperation of these parties to deliver the 2028 Games; and

WHEREAS, on September 13, 2017, the International Olympic Committee (“IOC”) awarded the 2028 Games to LA 2028 and the City of Los Angeles, and accordingly, the IOC, USOPC, and the City entered into the Host City Contract 2028 (“Host City Contract”, consisting of the Host City Contract – Principles and its annexes, in particular the Host City Contract – Operational Requirements); and

WHEREAS, among other things, the 2017 MOU provided that if the City and LA 2028 were awarded the opportunity to host the 2028 Olympic and Paralympic Games (“2028 Games”), matters pertaining to the relationship between the City and the OCOG would be memorialized in a definitive “Los Angeles 2028 Games Agreement” (“Games Agreement”) between the City and LA 2028, which would include terms and provisions for LA 2028’s support for a City youth sports partnership aimed at significantly enhancing the opportunities for the City’s youth to access City sport programming; and

WHEREAS, selection of a Host City for the 2028 Games provides an additional four years of OCOG operations and revenue-generation capacity also provide the Parties - with the support of the IOC - a significant opportunity to enhance access to City youth sports programming in the years leading up to the 2028 Games; and

WHEREAS, LA 2028 was subsequently joined to the Host City Contract by execution of that certain Joinder Agreement dated September 12, 2018; and

WHEREAS, in 2018, in advance of the completion of the Games Agreement and this YSP Agreement, RAP and the Los Angeles Parks Foundation, a California nonprofit public benefit corporation (“LAPF”), collectively requested funding up to one million, three hundred ten thousand dollars (\$1,310,000) from LA 2028 in support of the City’s 2018 SWIMLA youth aquatic program, with the express understanding that the expended amount would be credited toward the Youth Sport Commitment (defined below); and

WHEREAS, in 2018, RAP successfully doubled the enrollment in SWIMLA from 18,193 in 2017 to 36,073 in 2018; and

WHEREAS, in June 2019, RAP and LAPF collectively requested funding from LA 2028 in the amount of one million, four hundred and fifty-seven thousand, nine hundred fifty-five dollars (\$1,457,955) to support the City's 2019 SWIMLA youth aquatic program and its goal of further expanding enrollment in SWIMLA from 36,073 to 40,000; and

WHEREAS, substantially concurrently herewith, and subject to the approval of the IOC and all other necessary parties, the City and LA 2028 shall enter into the Games Agreement, which establishes that the terms and provisions pertaining to the Youth Sport Commitment shall be set forth in this YSP Agreement; and

WHEREAS, this YSP Agreement – consistent with Section 7.2 of the Host City Contract Principles, which provides for a cash portion of the IOC's contribution to be used by LA 2028 to support projects related to the development of youth and sport-oriented activities to be carried out in the Host City to increase youth sports participation prior to the 2028 Games – structures LA 2028's commitment to invest \$160 million in cash to increase youth sports participation according to terms that provide funding certainty and programmatic discretion for the City ("Youth Sport Commitment"); and

WHEREAS, LA 2028 desires to provide funding to directly support youth participation in quality City youth sport programming in satisfaction of the Youth Sport Commitment; and

WHEREAS, LA 2028 desires to partner with the City to significantly enhance access to sport for the City's youth up to and through the 2028 Games by removing barriers to participation, on the terms and conditions set forth in this YSP Agreement ("2028 Youth Sports Partnership"); and

WHEREAS, addressing barriers to participation include considerations to achieve gender equity, promote inclusive programming for all abilities, and increase access and opportunity for all young people to ensure enduring benefits for all communities in the City of Los Angeles; and

WHEREAS, a 2028 Youth Sports Partnership between the City and LA 2028 shall commence upon execution of this YSP Agreement and continue through the 2028 Games, and shall satisfy LA 2028's Youth Sport Commitment, provided that any prior grants provided by LA 2028 to RAP and/or LAPF through the 2018 SWIMLA Grant Agreement and the 2019 SWIMLA Grant Agreement shall be credited toward the Youth Sport Commitment; and

WHEREAS, the terms of the 2028 Youth Sport Partnership have been developed in collaboration with the City and with the approval of the IOC, and are ultimately memorialized in this YSP Agreement; and

WHEREAS, the City, through RAP, and LA 2028 are entering into this YSP Agreement to memorialize the terms relating to the implementation of the 2028 Youth Sport Partnership, including the material terms to which any grant funds provided hereunder would be subject (each a "YSP Project Plan").

NOW, THEREFORE, in consideration of the mutual benefits to be derived by the Parties, and of the promises contained in this YSP Agreement, the Parties hereby agree as follows:

Section 1. Recitals. The recitals set forth above are fully incorporated into this YSP Agreement.

Section 2. Purpose. The purpose of this YSP Agreement is to set forth certain material terms of the relationship between RAP and LA 2028 that shall be memorialized, implemented, and maintained during the Agreement Term (defined below) with respect to the 2028 Youth Sports Partnership.

Section 3. Cooperation. Pursuant to the terms of the Games Agreement, the Parties shall cooperate with one another in good faith to negotiate, obtain all necessary approvals for, and enter into agreements related to the 2028 Youth Sports Partnership during the Term, including the YSP Project Plan as described herein.

Section 4. Voluntary. This YSP Agreement is voluntarily entered into for the purpose set forth in Section 2 above.

Section 5. YSP Agreement Term. Subject to IOC approval, this YSP Agreement shall become effective on the date of the last signature set forth below by the Parties, and shall remain in effect through September 1, 2028, unless terminated earlier in accordance with Section 14 of this YSP Agreement (the “Agreement Term”), or extended through Amendment as stated in Section 17(d) herein.

Section 6. Definitions. Capitalized terms used herein but not otherwise defined shall have the meanings ascribed to them below.

- (a) “Activities” shall mean all Youth sports-related activities carried out according to the approved annual YSP Project Plan or subsequent amended plan for that year.
- (b) “Adaptive Sport” shall mean recreational, fitness, or sport Activities that are inclusive of persons with disabilities.
- (c) “Applicable Law” shall mean all applicable local, state and federal laws, regulations, Orders, and other governmental actions.
- (d) “Departmental Standards” or “RAP Standards” shall mean RAP’s standards and criteria set forth in *Exhibit A*, including standards and criteria regarding site safety, maintenance, coach training, and Safe Sport.
- (e) “Class” shall mean any Youth fitness class provided by RAP or other RAP Partner Provider, at a Recreation Center or other such facilities where Activities occur, which shall each meet the Quality Youth Sports Criteria and be described in a YSP Project Plan.
- (f) “Direct Costs” shall mean those costs incurred by the Grantee of the type described in *Exhibit B*, and reimbursable at the rates set forth in *Exhibit B*, subject to the terms and conditions of this YSP Agreement. In no case shall Direct Costs include any cost where the payment of which would violate any Applicable Law or otherwise constitute a breach of this YSP Agreement. Upon mutual agreement by the Parties, Direct Costs may be adjusted over time based on actual costs to RAP or RAP Partner Provider, allowing for increased costs for activities to meet RAP Standards, consistent with meeting Quality Youth Sports Criteria defined herein.
- (g) “Eligible Participant” shall mean: (i) any Youth enrolled and participating in a League or Class offered at a Pre-Qualified Recreation Center; or (ii) any Youth enrolled and participating in a League or Class at any Recreation Center in Los Angeles, which is not a Pre-Qualified Recreation Center (or other such sports facility as set forth in a YSP

Project Plan approved by LA 2028 and by City Council), and whose family demonstrates financial need through submission of a Fee Waiver to RAP; or (iii) any Youth enrolled in and participating in a League or Class provided by RAP Partner Providers at either a Pre-Qualified Recreation Center or pursuant to a Fee Waiver.

- (h) “Enrollment Practices” shall mean the systems, procedures, language, and culturally appropriate practices adopted by RAP from time to time and as described in ***Exhibit C***, which are designed to (i) facilitate public awareness of the Quality Youth Sports offered at Recreation Centers or other such facilities where Activities occur, (ii) facilitate or simplify in-person and online registration, and (iii) encourage feedback, provided that there is no additional resource impact or fee to RAP or the end-user.
- (i) “Fee Waiver” shall mean the self-certification form by which financial need shall be assessed, in substantially the same form as ***Exhibit D*** attached hereto. Each Fee Waiver shall include certification that the Youth participant is eligible to receive and/or receives a free or reduced lunch at the public or private school attended by such Youth (which school shall be identified on Fee Waiver).
- (j) “Grantee” shall mean the City acting through RAP pursuant to the terms and conditions of this YSP Agreement.
- (k) “League” shall mean any Youth sport league provided by RAP or other RAP Partner Provider, at a Recreation Center or other such facilities where Activities occur, which meet the Quality Youth Sports Criteria and is described in a YSP Project Plan approved by LA 2028.
- (l) “Orders” shall mean the provisions of the City’s charter, ordinances, and rules; laws and regulations; and any orders, writs, judgments, decrees, determinations, or awards to which the City or RAP is a party.
- (m) “Pre-Qualified Recreation Center” shall mean those Recreation Centers located in neighborhoods where the median household income is under \$70,000 within a half-mile radius, in accordance with the California State Parks Community Fact Finder. Pre-Qualified Recreation Centers will be identified in the annual YSP Project Plan and selection will prioritize sites where increased investments promote equitable access to sports and fitness opportunities. Subject to mutual agreement by the Parties, the Parties may adjust or re-classify how Pre-Qualified Recreation Centers are pre-qualified in order to increase participant access or to adjust for capacity, provided that LA28 shall provide the IOC with notice prior to any such adjustments or reclassifications.
- (n) “Program Year” shall mean (i) the period commencing upon the Effective Date of the YSP Agreement through June 30, 2020 for the first Fiscal Year of the Agreement Term; (ii) any subsequent twelve-month period from July 1 through June 30 thereafter during the Agreement Term; or (iii) the period commencing July 1, 2028 and concluding September 1, 2028 for the final Fiscal Year of the Agreement Term.
- (o) “Quality Youth Sports” shall mean City approved Classes, Leagues, and Signature Youth Sport Programs, which meet or exceed the Quality Youth Sports Criteria, offered by RAP and RAP Partner Providers.

- (p) “Quality Youth Sports Criteria” shall mean the RAP Standards with respect to site safety, maintenance, coach training, and Safe Sport (as specified in ***Exhibit A***); and Enrollment Practices for participants (on-line or in person and as specified in ***Exhibit C***).
- (q) “RAP Partner Provider” shall mean third-party sport and fitness program providers that are selected by RAP to enhance, complement, or otherwise provide City Leagues, Classes, and Signature Youth Sport Programs. The Parties agree that RAP Partner Providers must comply with the requirements in this YSP Agreement unless otherwise specified.
- (r) “Recreation Center” shall mean any and all of the one hundred twenty-three (123) recreation centers currently managed by RAP in the City, as well as any new centers that may be developed or added to the Department during the Agreement Term.
- (s) “Safe Sport” shall mean RAP’s implementation of the education and response recommendations developed with, and approved by, the U.S. Center for SafeSport to protect athletes from emotional, physical, and sexual misconduct by informing and training participants, parents and guardians of participants, coaches, officials, volunteers, and staff related to youth sports programs and establishing an effective response and resolution mechanism.
- (t) “Seasonal Sports Schedule” shall mean the combined schedule of Leagues and Classes provided at Recreation Centers by RAP or other RAP Partner Provider identified in a YSP Project Plan approved by LA 2028. The Seasonal Sports Schedule shall be divided into four program seasons consisting of fall, winter, spring, and summer seasons.
- (u) “Special Fund” shall mean the Youth Sports Program Fund that is created and established within the City’s Treasury for the receipt, retention, and disbursement of funding received by the City pursuant to this YSP Agreement.
- (v) “Signature Youth Sports Program” shall mean any new or substantially reorganized RAP offering of sport or Adaptive Sport for Youth, including offerings delivered in conjunction with a RAP Partner Provider, which shall meet the Quality Youth Sports Criteria and be described in a YSP Project Plan.
- (w) “Start-Up Costs” shall mean the costs associated with creating or substantially reorganizing Youth and sport-oriented programs.
- (x) “Trained Coaches” shall mean each sports instructor or coach of Activities, whether paid or volunteer, who is certified in accordance with ***Exhibit A***.
- (y) “Youth” shall mean an individual who is under the age of eighteen (18) on the first day of the League, Class, or other such Activity identified in an approved YSP Project Plan.
- (z) “YSP Project Plan” shall mean the annual written project plan which shall be submitted by the City to LA 2028 to approve or reject each year as set forth in Section 9(b) during the term of this YSP Agreement, and which shall meet the terms of this YSP Agreement, including specifications mutually agreed upon by the Parties for fund allocations by LA2028. Within 30 days of a YSP Project Plan’s approval, LA 2028 shall provide notice to the IOC of such YSP Project Plan’s approval and content.

Section 7. Roles and Responsibilities.

(a) LA 2028 Availability of Grant Funds. During the term of this YSP Agreement, LA 2028 shall make available \$160,000,000 to the City, less the SWIMLA Grants expended in 2018 and 2019, as recited above, to be paid for YSP Project Plan Grants ("Grant Funds") on the terms and conditions set forth in Section 8 below.

(b) RAP Provision of Quality Youth Sports. During the Agreement Term:

- (i) RAP shall provide Leagues and Classes at all Recreation Centers within the City, subject to availability, capacity, maintenance needs, or infrastructure conditions at each Recreation Center;
- (ii) RAP shall offer Leagues across all Recreation Centers within the City following the Citywide Seasonal Sports Schedule (subject to availability, capacity, maintenance needs, or infrastructure conditions at each Recreation Center);
- (iii) RAP shall develop, implement and maintain Enrollment Practices designed to encourage and maximize broad-based youth participation in RAP offerings; and
- (iv) RAP shall maintain each Recreation Center and YSP Sport offering in accordance with RAP Standards.

Section 8. Grant Funds.

(a) Available Funding. Subject to adjustments set forth in this Section 8, for each Fiscal Year throughout the Agreement Term, LA 2028 shall make available \$19,200,000 (see ***Exhibit E***) to fund the YSP in accordance with a disbursement request amount included in the annual YSP Project Plan for that Fiscal Year.

(b) Funding Schedule. LA 2028 shall provide funding on a quarterly basis, consistent with a disbursement request included in any annual YSP Project Plan that has been approved by LA 2028, and the City shall deposit such funding into the Special Fund dedicated to YSP. Notwithstanding anything herein to the contrary, if any funds from the prior fiscal year are unencumbered in the Special Fund account, LA 2028 may reduce the annual funding amount by the amount of unencumbered funds to offset the Special Fund balance.

(c) Credit towards LA 2028 Youth Sports Commitment. Each quarterly payment shall be credited towards the total LA 2028 Youth Sports Commitment.

(d) Funding for Direct Costs. Unless otherwise provided in this YSP Agreement, the City may use Grant Funds available for each Fiscal Year to offset the Direct Costs in accordance with the City's YSP Project Plan for a given Fiscal Year as specified in ***Exhibit B***. Subject to the terms and conditions of this YSP Agreement, the City may also use Grant Funds for Direct Costs related to Signature Youth Sports Programs described in a LA 2028 approved YSP Project Plan for a given Fiscal Year. The Parties acknowledge and agree that the majority of any year's Grant Funds shall be reserved for use by RAP to offset Direct Costs of participation in Quality Youth Sport Leagues and Classes, and the City shall target 20% of the Grant Funds available for a given Fiscal Year for Direct Costs related to Signature Youth Sports Programs described in Section 6(v); provided that the Parties acknowledge that if

the proposed Signature Youth Sports Programs for a given year includes new or substantially reorganized RAP offering of Adaptive Sport for Youth then higher Direct Costs associated with such new offering(s) of Adaptive Sport for Youth may cause the City to exceed the 20% target.

(e) Funding for Other Costs. Notwithstanding anything herein to the contrary, the City may use up to 4% of total Grant Funds, six million four hundred thousand dollars (\$6,400,000) to recoup or otherwise cover expenses that are consistent with the Parties' shared goal to increase the number of City youth participating in sport and fitness programs but do not qualify as Direct Costs, including but not limited to community engagement and outreach, program Start-Up costs, Safe Sport, marketing, program branding, and reporting requirements ("Other Costs"). The City shall have broad discretion and unilateral control over how these funds are expended to support the above stated goals, as described in the YSP Project Plan for any given Fiscal Year. LA 2028 shall pay the City the Other Costs in quarterly payments as necessary to support each approved YSP Project Plan. Other Costs may vary from year to year, however the total amount available for Other Costs over the term of the YSP Agreement shall not exceed \$6,400,000. These Grant Funds for Other Costs shall be credited towards LA 2028's total commitment for YSP.

(f) Identified Unrequested Funds. For the avoidance of doubt, to the extent funds are identified and made available by LA 2028 pursuant to Section 8(a), but not requested by the City and funded by LA 2028 pursuant to an approved YSP Project Plan (the "Identified Unrequested Funds"), such Identified Unrequested Funds shall not be deemed credited towards the total LA 2028 Youth Sports Commitment in accordance with Section 8(c) until such time as the Identified Unrequested Funds are requested and funded in accordance with the terms of this YSP Agreement. Notwithstanding anything to the contrary contained herein, to the extent in any given year there are Identified Unrequested Funds, such funds shall remain available for request by the City in accordance with the terms of this YSP Agreement in any subsequent year until funded, provided, commencing with the fourth annual YSP Project Plan, such subsequent YSP Project Plan requests shall not exceed the greater of (x) \$30 million and (y) the sum of the annual available funding pursuant to Section 8(a) plus any remaining Identified Unrequested Funds from prior years that have not been the subject of a prior YSP Project Plan request.

(g) Prior and Current Year Grants. For Fiscal Year 2019-2020, the available Grant Funds will be reduced by the total sum of any prior and current year grants received from LA 2028, which is calculated as: (A) funding provided by LA 2028 under the terms of the 2018 SWIMLA Grant, plus (B) the actual amount to be funded by LA 2028 under the terms of the 2019 SWIMLA Grant. The sum of prior and current grant amounts received from LA 2028 shall be credited toward the total funding to be provided under the LA 2028 Youth Sports Commitment.

Section 9. YSP Project Plan.

(a) Requirements. The City shall have broad programmatic discretion over youth sports programs and activities to be provided under a YSP Project Plan for any given Fiscal Year, provided that the youth sport programs and activities meet LA 2028's requirements as set forth below:

- (i) Approval by the City Council. Each YSP Project Plan shall specify the Seasonal Sports Schedule and Signature Youth Sports Programs for which Grant Funds are being requested. The City's YSP Project Plan for each Fiscal Year must obtain the City Council's approval.
- (ii) Preference for Olympic and Adaptive Sports. Subject to the terms and conditions of this YSP Agreement, the City may use Grant Funds available for a given Fiscal Year to establish, operate, and otherwise provide youth sport programs and

activities that are neither Olympic nor adaptive sports. Notwithstanding the foregoing, for proposed Signature Youth Sports Programs, the City shall (i) make best efforts to include Olympic and adaptive sports that are anticipated to be part of the 2020, 2024, or 2028 Olympic and Paralympic Games sports program and (ii) shall work in good faith on proposed Signature Youth Sports Programs with any National Governing Board NGB (NGB) that seeks to develop and promote with the City Olympic and Paralympic sports.

- (iii) Tracking Participants. The City shall track a yearly increase in the number of Eligible Participants resulting from the use of Grant Funds. The City shall use the 2018-2019 participation counts provided by RAP as a baseline figure to serve as a starting point for measurement purposes (provided in ***Exhibit F***).
- (iv) Safety. The safety of the YSP participants is the Parties' highest priority. No later than one year from the date of this YSP Agreement's execution, the City shall provide the Safe Sport program in connection with all Activities by RAP and any RAP Partner Providers through the term of this agreement, provided, however, that the U.S. Center for SafeSport has worked with the City in good faith, and in a timely manner, on the development and approval of the program.

(b) Submittal Process.

- (i) Timeline for Submission of Annual Requests for YSP Funds. No later than January 31, 2020 with respect to Fiscal Years 2019-2020 and 2020-2021, and no later than October 1 of each subsequent calendar year during the Agreement Term through October 1, 2027, RAP may submit to LA 2028 YSP Project Plans which have all elements of the YSP Project Plan and satisfy all of the requirements of this YSP Agreement.
- (ii) Timeline to Approve or Reject Annual YSP Project Plan Requests. With respect to YSP Project Plans submitted in accordance with Section 9(b)(i) above, LA 2028 shall approve or reject YSP Project Plans for Fiscal Years 2019-2020 and 2020-2021 within 14 days of receipt, and thereafter by November 1st of each full calendar year during the Term (or within 30 days of receipt if RAP has submitted a YSP Project Plan prior to October 1). If rejected, the City shall have an opportunity to amend and resubmit the YSP Project Plans within four (4) weeks of receiving a rejection notice from LA 2028 pursuant to Section 17(a). LA 2028 shall approve or reject the amended YSP Project Plans within ten (10) calendar days of receipt.
- (iii) Grant Request Requirements. RAP shall submit all of the following items for approval by LA 2028 in connection with each annual YSP Project Plan:

The proposed annual YSP Project Plan, in a form mutually agreed upon by the Parties.

A proposed Seasonal Sports Schedule in substantially the form attached hereto as ***Exhibit G***, provided that: (i) the Seasonal Sports Schedule shall reflect Leagues and Classes; and (ii) Leagues are offered at Recreation Centers throughout the City (subject to Section 7(b)(ii)).

A proposed request for disbursement of YSP Funds to cover the Direct Costs for

each season described in the Seasonal Sports Schedule (“Seasonal Advance Funding”) associated with the reasonably anticipated enrollment of Eligible Participants for each season, which enrollment figures shall be reasonably determined by RAP acting in good faith and informed by past enrollment figures (“Anticipated Enrollment”). Each request for Seasonal Advance Funding shall include the payment schedule of requests for Seasonal Advance Funding in the annual YSP Project Plan.

The amount of Seasonal Advance Funding for each season shall be the sum of (x) the Anticipated Enrollment for such season at each Recreation Center multiplied by \$180 for Leagues, (y) the Anticipated Enrollment for such season at each Recreation Center multiplied by \$80 for Classes, and (z) the unit costs for aquatic classes and aquatic leagues (the “Aquatic Costs”). The Aquatic Costs have not yet been defined, but the Parties agree (i) to work together in good faith to define the Aquatic Costs and (ii) that the City may submit the Aquatic Costs as a part of the Signature Youth Sports Program, for a given Fiscal Year in the YSP Project Plan for that Fiscal Year.

A compliance certificate executed by the General Manager of RAP, or their designee, certifying the following matters have been met through reasonable efforts and substantially demonstrate compliance, including:

1. This YSP Project Plan does constitute a legal, valid and binding obligation of RAP;
2. The representations and warranties set forth in the compliance certificate are true and correct as of the date of certification and will be true and correct for the duration of the Program Year;
3. RAP has not, and shall not, collect more than \$10 from each Eligible Participant directly for participation in any of the Activities described in the Project Plan. By mutual approval of the parties, this fee may be adjusted over time based on actual costs to RAP or RAP Partner Providers, allowing for increased costs for activities to meet RAP Standards, consistent with meeting Quality Youth Sports Criteria;
4. The YSP Project Plan complies with all requirements of the YSP Agreement;
5. RAP has not entered into, and shall not enter into, any agreement, understanding or arrangement which would grant commercial sponsorship, affiliation or other identification rights of any kind or description with respect to the 2028 Games, LA 2028, the USOPC, the IOC, to any supplier of goods or services or to any other person or entity;
6. RAP does not and shall not discriminate on the basis of race, color, national origin, age, sex, sexual orientation, marital status, creed, religion, citizenship, ancestry or political affiliation; and

7. No audit, investigation, proceeding or other inquiry known to RAP as of the even date herewith is pending by the Internal Revenue Service, the Franchise Tax Board or the Attorney General of any state with respect to RAP.
- (iv) Quality Sport Program Certification. No later than one month prior to the commencement of any Program Year, RAP shall submit a certificate of compliance (“Quality Sport Program Certification”), certifying that all sports programming for Youth described in the YSP Project Plan meets Quality Youth Sports Criteria as of the date of certification, and will continue to meet Quality Youth Sports Criteria during the Program Year.
- (v) Third Parties. Subject to the requirements set forth in this YSP Agreement, RAP may subcontract with RAP Partner Providers; provided that such RAP Partner Providers are referenced in the relevant YSP Project Plan.

Section 10. Requirements for the Expenditure of Grant Funds.

(a) All Grant Funds are to be expended solely for the purposes, activities, items, contractors (if any), and estimated amounts outlined in the respective YSP Project Plan approved by LA 2028.

(b) All Grant Funds must be expended for public purposes.

(c) The Grantee shall act in accordance with the fiduciary duty attached to the receipt and expenditure of Grant Funds intended to benefit the public. Consistent with that fiduciary duty and the public trust from which it flows, the Grantee shall ensure the proper expenditure at all levels of all Grant Funds pursuant to this YSP Agreement. All expenditures shall be the result of arm’s length transactions and not the result of, or motivated by, self-dealing on the part of the Grantee or LA 2028, or any employee or agent of the Grantee or LA 2028. The Grantee shall not offer or provide money, the promise of advantage, or other things of value directly or indirectly to anyone in order to unlawfully influence any decision or action relating to a YSP Project Plan, the Grantee, or LA 2028.

(d) In addition to the limitations set forth above, Grant Funds may never be used:

- (i) To support a political campaign, party, or candidate for public office, or to influence the outcome of any specific public election, or to carry on, directly or indirectly, any voter registration drive;
- (ii) To support or attempt to influence any government legislation, or carry on propaganda, within the meaning of Section 4945(d)(1) of the Internal Revenue Code;
- (iii) In violation of, or in support of activities violating, Applicable Law;
- (iv) To make a sub-grant which does not comply with Section 4945(d)(3) or (4), or for purposes other than those specified in Section 170(c)(2), of the Internal Revenue Code (26 U.S.C. §§1 et seq.); and
- (v) To undertake any activity for any purpose other than one specified in Section 170(c)(2)(B) of the Internal Revenue Code.

Section 11. Insurance, Risk Management.

(a) The City agrees that no later than the Effective Date and for the duration of this YSP Agreement, and for such period after during which claims may reasonably be expected and in accordance with the applicable statute of limitations, on behalf of itself and any RAP Partner Providers, contractors or subcontractors, the City shall self-insure against all risks and any potential errors or omissions with respect to the Quality Youth Sports, Activities, facilities (including Recreation Centers and any third party facilities where Activities may occur), or the activities of the City, its employees, or any RAP Partner Providers, contractors or subcontractors. This YSP Agreement will serve as evidence of such self-insurance.

(b) The City shall waive its right to recover damages against LA 2028 or any of its officers, directors or employees for any loss, damage or liability against which the City has agreed to self-insure under Section 11(a).

Section 12. Reconciliation.

(a) Reconciliation Requirements. Commencing July 1, 2020 and at the end of each Fiscal Year thereafter, RAP shall certify actual expenditures in accordance with Section 12(b) below, actual participation rate calculated in accordance with Section 12(c) below, no supplantation in accordance with Section 12(d) below, qualification of participants, and compliance with this YSP Agreement, with respect to each YSP Activity, as compared to the YSP Project Plan. The City Administrative Officer (“CAO”), or their designated representative, shall validate such certification no later than September 1 (i.e., no later than sixty (60) days following the conclusion of the Fiscal Year) in accordance with a form or process mutually agreed upon by the Parties.

(b) Actual Expenditures. RAP shall calculate the actual amount expended or encumbered at each Recreation Center using Grant Funds for each category of Direct Costs specified in Exhibit B, as well as all other Direct Costs and Other Costs expended by RAP under the YSP Project Plan at each Recreation Center, and shall include the calculation of such actual expenditures or encumbrances in the certification provided for in Section 12(a). For Direct Costs and Other Costs expended or encumbered by RAP that are not included in any Recreation Center, RAP shall also include the calculation of such actual expenditures or encumbrances in the certification provided for in Section 12(a).

(c) Actual Participation Rate. The actual participation rate of Eligible Participants will be calculated by: (i) confirming the correct classification of Eligible Participants; and (ii) adding (x) the number of Eligible Participants enrolled in each League and Class at one of the Pre-Qualified Recreation Centers, and (y) the number of Eligible Participants enrolled in the Leagues and Classes set forth in a YSP Project Plan at the remaining Recreation Centers identified in the YSP Project Plan who completed and submitted an approved Fee Waiver.

(d) No Supplantation. RAP shall use best efforts to maintain existing funding that RAP and third-party grantors have provided to each Recreation Center to support access to youth sport throughout the entire period of this YSP Agreement and agrees that Grant Funds shall be used to supplement, not supplant, any existing baseline funding. RAP shall provide RAP's FY 2019-2020 approved budget and all subsequent annually approved RAP budgets during the Term. As part of the reconciliation process pursuant to Section 12(a) above, RAP shall annually provide the following calculations of baseline funding provided to support all of RAP's youth sport programs: 1) approximate budget allocation to support youth sport programs by recreation center (including budgeted positions); 2) all other third-party grantors; and 3) any other sources, included fees for service, in accordance with a form or process

mutually agreed upon by the Parties.

(e) Excess Funds. Should the amount of Grant Funds provided by LA 2028 to RAP under any YSP Project Plan exceed the actual expenditures provided for in Section 12(b) and incurred in the Grant Period, the excess funds (“Excess Funds”) shall be retained in the Special Fund to be used by RAP during the Agreement Term in connection with the subsequent LA28 approved YSP Project Plan and/or Seasonal Advance Funding Requests.

(f) Remaining Funds. Notwithstanding Section 12(d), up to \$10 million of (i) funding provided by LA 2028 for the YSP which remains unspent in the final Fiscal Year of the Agreement Term and (ii) any Identified Unrequested Funds shall be available for a YSP Project Plan for Fiscal Year 2028-2029 and shall be credited towards LA 2028’s total commitment for the YSP, provided that the City’s use of any remaining Grant Funds as set forth in this Section is approved by LA 2028 pursuant to the terms of this YSP Agreement. Upon the expiration or termination of this YSP Agreement, any Identified Unrequested Funds and Excess Funds (the “Remaining Funds”) shall be transferred to LA 2028’s lawful successor entity that will distribute the Remaining Funds to the RAP programs that are designed to promote youth sports in the City.

Section 13. Transparency and Accountability.

(a) Annual Report. By September 30 of each year of the Agreement Term (including any extension of the YSP for Fiscal Year 2028-2029 in accordance with Section 12(f) above), the City shall annually make a report of the prior Program Year available to the public (the “Annual Report”). The Annual Report shall include the following information: (1) The City’s account for its use of Grant Funds in the prior Program Year as provided for in Section 12(b); and (2) a key-performance-indicators (“KPIs”) section with a specific focus on determining whether the objective of increasing access to and participation in youth sport programming was successful under the annual YSP Project Plan as evidenced by providing data on the KPIs included in *Exhibit H*. If the Annual Report does not specify the methodology used by the City to measure achievement of KPIs, the City shall separately provide such information to LA 2028. The Parties agree that in no event shall the City rely on an auditor to prepare any Annual Report that is then also contracted to provide auditing or accounting services to LA 2028.

(b) Quality Assurance. RAP has identified certain internal mechanisms to ensure RAP compliance with its safety and maintenance practices, described in further detail in *Exhibit I* (“Internal QA Function”). During the Term, RAP shall maintain compliance with all RAP Standards and YSP Project Plan Requirements. The Internal QA Function shall regularly monitor RAP’s compliance with all RAP Standards and YSP Project Plan Requirements.

(c) Books and Records. Grantee shall maintain complete, accurate, and current operating and financial books, records, and related documentation with respect to all Activities which are the subject of Grant Requests during the Term or the performance of this YSP Agreement. During the Term and for five (5) years thereafter, LA 2028 (and following its dissolution, the IOC) shall have the right to inspect, review, and copy Grantee’s books, records, and other documents for purposes of verifying actual participation levels incurred in delivering Activities and general compliance with any other terms of this YSP Agreement or any YSP Project Plan at any time, at LA 2028’s/the IOC’s sole discretion. All costs of performing such inspection or audit shall be borne by LA 2028/the IOC, and exclude the use of any Grant Funds to do so.

(d) LA 2028 Reports. RAP acknowledges that LA 2028 is required to appear quarterly and/or upon request before the City Council to provide a briefing on, inter alia, LA 2028’s support for youth sport programs increasing access to sport for City youth. LA 2028 may submit its annual report

articulating support for such programs, as part of its reporting requirement to the City as set forth in the 2017 MOU. Additionally, LA 2028 has reporting requirements to its Board of Directors and to the IOC regarding the same. RAP agrees to cooperate fully and timely with any reasonable LA 2028 requests for data and information reasonably necessary for LA 2028 to fulfill such requirements. RAP further acknowledges that LA 2028 may share any publicly available data or information provided under this YSP Agreement with its accountants, attorneys, advisors, representatives, agents, and affiliates and other third parties (including without limitation the IOC and International Paralympic Committee). Notwithstanding the foregoing, no data or information may be shared that can be used to distinguish or trace an individual's identity, either alone or when combined with other information that is linked or linkable to a specific individual, unless the data or information has been anonymized in a manner sufficient to ensure that the data or information is not capable of re-identification with the specific individual.

Section 14. Termination. This YSP Agreement shall automatically terminate upon the occurrence of any of the following events: (i) upon the expiration of the Agreement Term; (ii) the termination of the Host City Contract; or (iii) the express written agreement of each of the parties hereto to terminate this YSP Agreement.

Section 15. Survival. Section 12(e) and Sections 16 and 17 shall survive the Agreement Term or termination of this YSP Agreement.

Section 16. Dispute Resolution. Any dispute involving this YSP Agreement or any YSP Project Plan will be resolved in accordance with the procedures specified in ***Exhibit J*** attached hereto.

Section 17. General Provisions.

(a) **Notices.** Any notices or reports relating to this YSP Agreement, and any request, demand, statement, or other communication required or permitted hereunder, shall be in writing and shall be delivered to the Parties at their respective addresses set forth in ***Exhibit K***. Each Party shall promptly notify every other Party of any change of contact information, including personnel changes, provided in ***Exhibit K***. Written notice shall include notice delivered via email or facsimile. A notice shall be deemed to have been received on: (i) the date of delivery, if delivered by hand during regular business hours, or by confirmed facsimile or by email; or (ii) on the third (3rd) business day following mailing by registered or certified mail, return receipt requested, to the addresses set forth in ***Exhibit K***.

(b) **Relationship of Parties.** The Parties are and shall remain at all times, as to each other, wholly independent entities. No Party shall have power to incur any debt, obligation, or liability on behalf of another Party unless expressly provided to the contrary by this YSP Agreement. No employee, agent, or officer of a Party shall be deemed for any purpose whatsoever to be an agent, employee, or officer of another Party.

(c) **Assignment.** No Party may assign any of its rights or delegate any of its obligations hereunder without the prior written consent of the other Party. This shall be binding upon and inure solely to the benefit of each Party and its successors and permitted assigns, and nothing in this YSP Agreement, express or implied, is intended to or shall confer upon any other person any rights, benefits, or remedies of any nature whatsoever under or by reason of this YSP Agreement.

(d) **Amendment; Waiver.** Subject to written approval by the IOC, the terms and provisions of this YSP Agreement shall be binding upon the Parties and may not be amended, modified, or waived, except by an instrument in writing signed by each of the Parties and approved by the IOC. Waiver by any Party to this YSP Agreement of any term, condition, or covenant of this YSP Agreement shall not

constitute a waiver of any other term, condition, or covenant. Waiver by any Party of any breach or violation of any of the provisions of this YSP Agreement shall not constitute a waiver of any breach or violation of any other provision of this YSP Agreement, nor a waiver of any subsequent breach or violation of any provision of this YSP Agreement.

(e) Indemnification. City shall defend, indemnify, and hold harmless LA 2028 and its board, officers, agents, affiliates, employees, assigns, and successors in interest from and against all lawsuits and causes of action, claims, losses, demands, and expenses, including, but not limited to, damages, or liability of any nature whatsoever, for death or injury to any person, or damages or destruction of any property of any third parties, or arising in any manner out of or incident to the preparation, arranging, performance, or sponsoring of this YSP Agreement, by reason of an act, error, or omission by RAP, and/or of its commission, officers, agents, employees, assigns, and successors in interest. The rights and remedies provided in this Section shall not be exclusive, and are in addition to any other rights and remedies provided by law or under this YSP Agreement. This provision will survive expiration or termination of this YSP Agreement.

(f) Entire Agreement. This YSP Agreement constitutes the entire agreement among the Parties with respect to the subject matter hereof and supersedes all prior or contemporaneous agreements, whether written or oral, with respect thereto, provided that nothing in this YSP Agreement shall be deemed to supersede or otherwise modify all or any terms of the following: (i) the Games Agreement and any exhibits attached thereto; and (ii) the Host City Contract, any joinders to the Host City Contract, and any exhibits attached thereto.

(g) Non-Recourse. No obligation of LA 2028 or the City under this YSP Agreement constitutes an obligation of, and no recourse, claims, actions, rights to sue, or other remedies shall be had against, any trustee, director, officer, employee, volunteer, agent, consultant, member, attorney, representative, or independent contractor of LA 2028, or the City for any obligations arising out of this YSP Agreement. No trustee, director, officer, employee, volunteer, agent, consultant, member, attorney, representative, or independent contractor of LA 2028, or the City, shall have any personal liability or obligation for any act or omission of LA 2028 or the City, whether arising out of this YSP Agreement or otherwise in connection with any of the transactions contemplated hereby or thereby or any other matter related to the 2028 Games.

(h) Disclaimer. It is expressly understood by the Parties that no director, member, officer, employee, or other representative of any of the Parties shall incur any financial responsibility or liability of any kind or nature whatsoever in connection with this YSP Agreement, or any amendment and/or subsequent agreement regarding the subject matter hereof. LA 2028 shall have no liability for any debts, liabilities, deficits, or cost overruns of the Grantee. The Parties agree that the liability of LA 2028 hereunder shall be limited to the payment of this Grant pursuant to the terms and conditions of this YSP Agreement. Any contracts entered into or other obligations or liabilities incurred by the Grantee in connection with any Activities or otherwise relating to this YSP Agreement, or any YSP Project Plan provided pursuant to the terms of this YSP Agreement, shall be the sole responsibility of such Party, and LA 2028 shall have no obligation or liability whatsoever thereunder or with respect thereto. In no case shall LA 2028 be liable to the Grantee or any third party for consequential damages.

(i) No Third-Party Beneficiary. Except as expressly provided in Section 17(k), "IOC Approval," and Section 17(m), "Recovery Solely Against LA 2028," no third-party is intended to be, or shall be deemed to be a beneficiary of any provision of this YSP Agreement.

(j) Information and Knowledge Management. The Parties acknowledge Section 29.2 of the

Host City Contract - Principles, and RAP agrees to cooperate with LA 2028 and facilitate the implementation of appropriate policies and protocols which are compliant with Applicable Laws to facilitate the transfer of “Games Information Knowledge and Expertise” in accordance with LA 2028’s information knowledge strategy and policies.

(k) IOC Approval Required. The Parties acknowledge that the understandings set forth in this YSP Agreement are subject to the written approval of the IOC and shall not be binding upon any Party unless and until such written approval is obtained. The Parties further acknowledge that any Section 17(c) written consent provided by a Party to allow the other Party to assign any of its rights or delegate any of its obligations hereunder is subject to the prior written approval of the IOC and shall not be binding upon any Party unless and until such written approval is obtained.

(l) Marketing or Publicity Rights. The City will regularly consult and collaborate with LA 2028 on the brand identity and marketing of the YSP and will provide LA 2028 such information regarding the City’s plans with respect thereto as may be reasonably required by LA 2028. The City may not affiliate itself, or their respective staff or partners, with the United States Olympic and Paralympic Properties, LLC (“USOPP”) or any other official Olympic and/or Paralympic organization, including the IOC, International Paralympic Committee, USOPC, and any joint venture or similar entity with any such party (each a “Games Entity”) or use any marks or brands associated with the commercial properties of any Games Entity without the prior, express, written consent of LA 2028, subject to the understanding that any such consent may be conditioned on the City providing LA 2028 such information as may be reasonably required by LA 2028 in order to evaluate the City’s request. LA 2028, the USOPC, and the IOC may not affiliate itself or their respective staff or partners, with the City or use any marks or brands associated with the City without the prior, express, written consent of the City; provided, however, that approval for the IOC to publish promotional materials relating to the Activities, or any YSP Agreement provided hereunder, shall not to be unreasonably withheld, conditioned or delayed. Nothing in this YSP Agreement shall be construed as giving any Party the right to advertise or publicize its affiliation or relationship with the other Party, or represent or imply that any product or service provided has been endorsed or approved by them, including by publishing or issuing any statement (factual or otherwise) about LA 2028 or the City of LA, without prior written consent. Neither Party shall have a right to use any trademarks, logos, or other intellectual property of the other without their prior, express, written consent. LA 2028 shall obtain express written consent from City affirming parental consent or waiver prior to publishing photos of minors. Nothing herein is intended to prevent the IOC from promoting the importance of the YSP to the success of the 2028 Olympic and Paralympic Games or from providing general news coverage of the YSP through the IOC’s media channels.

(m) Recovery Solely Against LA 2028. The Parties acknowledge and agree that RAP shall have no right of recovery of any kind against USOPP, the USOPC, or the IOC, or any affiliate, director, officer, employee, consultant, or independent contractor of any of USOPP, the USOPC, or the IOC under this YSP Agreement, and that its sole and exclusive recourse or remedy for any claims, demands, actions, suits, or other proceedings under this YSP Agreement shall be against the assets of LA 2028 only. Each of USOPP, the USOC, and IOC shall be a third-party beneficiary of this Section with full rights of enforcement thereof. This provision will survive expiration or termination of this YSP Agreement.

(n) Governing Law. This YSP Agreement has been negotiated, executed, and delivered and will be performed in the State of California, and shall be governed by and construed in accordance with its laws.

(o) Interpretation. References in this YSP Agreement to any gender include references to all genders, and references to the singular include references to the plural and vice versa. Unless the context

otherwise requires, the words “include,” “includes,” and “including” when used in this YSP Agreement shall be deemed to be followed by the phrase, “without limitation.” Unless the context otherwise requires, references in this YSP Agreement to Sections, Annexes, Exhibits, and Schedules shall be deemed to be references to Sections of, and Annexes, Exhibits and Schedules to this YSP Agreement. Unless the context otherwise requires, the words “hereof,” “hereby,” and “herein,” and words of similar meaning when used in this YSP Agreement, refer to this YSP Agreement in its entirety and not to any particular Section or provision of this YSP Agreement.

(p) Counterparts. This YSP Agreement may be executed in any number of counterparts, each of which shall be an original, but all of which taken together shall constitute but one and the same instrument. This YSP Agreement is being executed in three (3) originals, each of which is deemed to be an original.

IN WITNESS WHEREOF, the Parties hereto have caused this YSP Agreement to be executed by their duly authorized representatives and affixed as of the date of signature of the Parties:

Executed this 16th day
of September, 2020

THE CITY OF LOS ANGELES, a municipal
corporation, acting by and through its
DEPARTMENT OF RECREATION AND PARKS

By M. Shue
GENERAL MANAGER

Executed this 18th day
of September, 2020

LOS ANGELES ORGANIZING COMMITTEE
FOR THE OLYMPIC AND PARALYMPIC
GAMES 2028

By Casey Wasserman
Name: Casey Wasserman
Title: Chairperson

MICHAEL N. FEUER,
City Attorney

Attest: HOLLY L. WOLCOTT, CITY CLERK

Date: 9/23/2020

Date: 9/18/2020
By: Daniel Kreinbring
Name: Daniel Kreinbring
Title: Deputy City Attorney

By: Holly L. Wolcott
Deputy City Clerk

Exhibit A

Department Standards for Quality Youth Sports - Clean & Safe Parks

Site Safety

RAP is committed to providing safe, accessible, and well maintained parks. The rules and regulations for all City Parks are codified in the City's Municipal Code, governed by the RAP Board of Commissioners and the Los Angeles City Council. Primary enforcement of all safety rules are handled by RAP's Park Ranger Division who collaborates closely with the Los Angeles Police Department (LAPD), Los Angeles Fire Department (LAFD), and other appropriate government agencies to ensure parks remain safe. RAP's Ranger Division has developed working relationships with LAPD Senior Lead Officers and the City Attorney's Neighborhood Prosecutors at all 22 LAPD stations and in each of RAP's three regional divisions: Metro, Pacific and the Valley Shoreline.

Through this collaboration, park rangers attend a weekly crime briefing at LAPD stations to exchange information on potential developing crime patterns or other issues that may affect safety for our patrons. The data shared at these meetings informs the deployment of shared resources by LAPD detectives and officers at parks across the City.

Members of the public are routinely encouraged to report safety concerns directly to Park Rangers, LAPD or through the City's 311 or 911 emergency operation divisions.

Maintenance

Maintenance and infrastructure care, especially lighting, plays a significant role in keeping our parks safe. RAP continues to replace and add LED lighting at every park in the City to provide a brighter more focused reliable light source. LED lighting is also effective in reducing required maintenance.

All Parks and facilities shall be maintained at a level free of excessive litter, debris, and graffiti. Restrooms shall be kept clean, sanitary, and well-stocked during all park hours. All known maintenance issues shall be addressed in a timely manner to prevent disruption or impact of any recreational program.

All members of the public are able to report maintenance concerns directly to on site park recreation staff, maintenance crews, park ranges or through the City's 311 system or through the Department's on line-app

Coaches Training and Standard

Vetting for Volunteer Coaches:

All RAP volunteer coaches are currently vetted through a mandatory Volunteer Application process. A volunteer, who is not already registered in the system, receives a Volunteer Application form; fills out the application in person or on line at home or at the local recreation center.

RAP Human Services Division (HR) receives the on-line application and e-reminds the applicant to get fingerprinted. The applicant must then schedule a Live Scan appointment to get fingerprinted by a Department Live Scan technician at one of several Live Scan RAP locations. The applicant waits for Department of Justice (DOJ) report that is sent to HR. HR reviews the report to determine if the volunteer is cleared to volunteer. A volunteer is not authorized to coach until their fingerprint (DOJ) clearance is received by RAP's HR Division. DOJ actively continues to monitor volunteer's status and sends status changes to HR. If HR clears the volunteer, recreation staff is notified and the volunteer can

begin coaching at the recreation center. RAP uses Volgistics, a consolidated database to keep track of volunteer information including their clearance dates and estimated hours worked.

Coaching Training:

RAP has training standards and procedures to certify its volunteer coaches and to ensure participating youth receive the appropriate educational, social, and physical benefits of playing sports. RAP seeks quality candidates that pledge to live up to the responsibilities of a coach, and who will: place the emotional and physical well-being of players ahead of a personal desire to win, ensure the sports environment is one of fun and enjoyment, lead by example in demonstrating fair play and sportsmanship, and instill the proper attitudes and values in all participants.

RAP staff periodically receive coaches training, at times in partnership with local coaching organizations. Training is designed to provide common-sense messages on coaching and training today's young athletes. Delivery methods include sessions and clinics that provide sport specific trainings, by organizations that teach best practices. RAP staff is provided mandatory "train the trainer" sessions by these organizations, i.e., Coaching Corps, Positive Coaches Alliance, for staff to prepare volunteer coaches with the tools they need to teach and demonstrate good sportsmanship and best practices in the following topics:

- Communicating with athletes and parents
- Motivating young athletes
- Dealing with "problem" athletes
- Importance of well-planned practices
- Developing your own coaching philosophy
- Why kids play sports and why many drop-out
- Coaches' Code of Conduct for all RAP sport programs
- Skills Clinics
- Specific Gender Equity Guidelines

RAP staff shall ensure all coaches are trained in best coaching practices, inclusive of the Coaching Training described herein and through the use of on-line resources such as the How to Coach Kids online courses. RAP will include its annual training plan in each YSP Project Plan.

Safe Sport

In accordance with Section 9(a)(iv) of this YSP Agreement, the City shall provide a Safe Sport program in connection with all Activities by RAP and any RAP Partner Providers upon the commencement of the Safe Sport program.

Exhibit B
Direct Costs

Direct Costs		
League		
Line Item	Cost	Description
Trophy	\$13	All youth receive an item to recognize their participation. Teams that win 1st and 2nd place typically receive large trophies. Some
Sports Equipment (shared cost)	\$30.00	Sports equipment is replaced for every sport seasonally. Items vary per sport and may include: balls, scoreboards, nets, gloves,
Uniform (City contract)	\$40.00	All participants receive team uniforms. One set may include: jersey, shorts, socks, etc.
Volunteer Coaches //OR//	\$17.00	All volunteer coaches complete coaches training and background checks. When pre-requisites are met, coaches are placed on a
Non-Volunteer Coaches (shared cost)	\$40.00	This consists of part-time staff that: coach teams, host pre-season meetings to place youth on teams, set-up materials for games,
Officials	\$37.00	The cost per official depends on the sport and background of the official (experience/certification). The cost can range between \$30
Pre & Post-Season Events	\$20.00	Every quarter, facilities host opening and closing day events for each sport to generate excitement and acknowledge all kids
Requested from LA28	\$180.00	

Class		
Line Item	Cost	Description
Fitness Equipment (shared cost)	\$20.00	In order to facilitate a successful program, RAP ensures appropriate supplies are available at all sites. Some supplies include: sports
Class instructor (shared cost)	\$40.00	This individual teaches the specialized fitness activity.
Pre & Post-Season Events	\$20.00	Every quarter, facilities host opening and closing day events for each sport to generate excitement and acknowledge all kids
Requested from LA28	\$80.00	

Exhibit C

Enrollment Practices

RAP's Enrollment Practices constitute the systems, procedures, language, and culturally appropriate practices adopted by RAP from time to time, which are designed to (i) facilitate public awareness of the Quality Youth Sports offered at Recreation Centers or other such facilities where Activities occur, (ii) facilitate or simplify in-person and online registration, and (iii) encourage feedback, provided that there is no additional resource impact or fee to RAP or the end-user.

RAP's Enrollment Practices include a citywide marketing outreach strategy to increase awareness of enrollment opportunities and enroll as many participants as possible. RAP also employs a variety of methods to ensure families are able to sign up for activities in advance. For example, to allow better planning and scheduling for patrons, RAP standardized start dates and end dates for all sports and fitness activities so they are uniform citywide.

RAP currently utilizes the tools below to increase awareness of programs.

1. Online Outreach & Registration

- LAPARKS.ORG, RAP's main website, displays RAP events and activities in rotation to promote whatever is currently front and center.
- All RAP activities are programmed into RecTrac, RAP's online activity registration system, for activity registration, online or offline.
- LAPARKS.ORG has a direct link for patrons to register online for RAP activities in RecTrac.
- RecTrac can send email campaigns, on demand, to encourage patrons to enroll in upcoming activities. RecTrac currently has over 100,000 patron emails.
- RecTrac email campaigns can be targeted to past participants of specific activities or a general email to all.
- RAP Public Relations uses social media to promote RAP events and activities.

2. In-Person Registration

- Recreation staff can register patrons in person at the recreation center.
- RAP strives to use multiple languages on class and league bulletins and paperwork.

3. Community Engagement

- Periodically, RAP will solicit feedback from patrons, using platforms such as SurveyMonkey or MailChimp.
- Recreation center staff members perform program outreach to their respective communities.

Exhibit D

CITY OF LOS ANGELES
DEPARTMENT OF RECREATION AND PARKS
SELF-CERTIFICATION FORM

YEAR: _____

Participant Name _____

Age _____
Gender M _____ F _____

Parent/Guardian Signature _____ **Date** _____

The participant listed above receives a free or reduced lunch through the National School Lunch Program at the public or private school attended by participant: (Name of School) _____.

APPLICANT STATEMENT: I certify that the information provided on this form is accurate and complete. I acknowledge that providing false information shall be grounds for termination from the program. I therefore authorize such verification, and will provide supporting documents if requested.

Parent Consent: I give permission for my child, whose name is listed below, to participate in the City of Los Angeles Department of Recreation and Parks Program. I authorize the City to make, procure or use photographs, film, tapes or other likenesses or Minor's physical image and/or voice as may be needed for use with program's publicity material. I agree to hold harmless the City of Los Angeles, Department of Recreation and Parks. **I understand that the City of Los Angeles carries no insurance.** I also understand the City of Los Angeles Department of Recreation and Parks Program reserves the right to dismiss a child for any conduct detrimental to the program.

DEPARTAMENTO DE RECREACIÓN Y PARQUES
CIUDAD DE LOS ÁNGELES
FORMA DE AUTO-CERTIFICACION

AÑO: 202____

Nombre del Participante: _____ **Edad:** _____
Sexo: M _____ F _____

Firma del Padre/Guardián _____ **Fecha:** _____

El participante mencionado en esta forma recibe un almuerzo gratis o reducido a través del Programa Nacional de Almuerzos Escolares en la escuela pública o privada a la que el participante atiende: : (Nombre de Escuela) _____

Declaración del Participante: Yo certifico que la información proveída en esta forma es correcta y completa. Yo reconozco que proveer información falsa podría ser causa de descalificación del programa. Yo, por lo tanto autorizo tal verificación y proveeré documentos adicionales si fuesen requeridos.

Consentimiento de Padre: Yo le doy permiso a mi hijo/a, cual está nombrado en esta forma, para participar en el programa del Departamento de Recreación y Parques de la Ciudad de Los Ángeles. Autorizo que la Ciudad de Los Ángeles haga, obtenga o utilice fotografías, videos, grabaciones u otras imágenes físicas y/o de voz cuales sean necesarios para uso con el material de publicidad de éste programa. Estoy de acuerdo a mantener indemne al Departamento de Recreación y Parques de la Ciudad de Los Ángeles. **Entiendo que la Ciudad de Los Angeles no tiene aseguranza.** También entiendo que el programa del Departamento de Recreación y Parques de la Ciudad de Los Ángeles reserva el derecho a despedir a cualquier participante por cualquier conducta perjudicial al programa.

Exhibit E

Project Plan Funding

[See attached.]

YSP Project Plan - Available Funding

YSP Year	Start	End	Available Funding	Net Available Funding	Funds Requested	Identified Unrequested Funds	Direct Costs	Other Costs <i>Total not to exceed \$6.4M.</i>	Actual Costs	Excess Funds	Cummulative PY Available Funding
			\$160M / 100 months	Available Funding + Cummulative PY Available Funding	Direct input	Available Funds per FY - Funds Requested	Direct input	Direct input	Direct Costs + Other Costs	Funds Requested - Actual Costs	Allocated Unrequested Funding + Excess Funds
0*	SwimLA 2018	SwimLA 2019									
1**	03/01/20	06/30/20	\$6,400,000	\$3,900,000		\$3,900,000	\$2,500,000		\$2,500,000	-\$2,500,000	-\$2,500,000
2	07/01/20	06/30/21	\$19,200,000	\$23,100,000		\$23,100,000			\$0	\$0	\$3,900,000
3	07/01/21	06/30/22	\$19,200,000	\$42,300,000		\$42,300,000			\$0	\$0	\$23,100,000
4	07/01/22	06/30/23	\$19,200,000	\$61,500,000		\$61,500,000			\$0	\$0	\$42,300,000
5	07/01/23	06/30/24	\$19,200,000	\$80,700,000		\$80,700,000			\$0	\$0	\$61,500,000
6	07/01/24	06/30/25	\$19,200,000	\$99,900,000		\$99,900,000			\$0	\$0	\$80,700,000
7	07/01/25	06/30/26	\$19,200,000	\$119,100,000		\$119,100,000			\$0	\$0	\$99,900,000
8	07/01/26	06/30/27	\$19,200,000	\$138,300,000		\$138,300,000			\$0	\$0	\$119,100,000
9	07/01/27	06/30/28	\$19,200,000	\$157,500,000		\$157,500,000			\$0	\$0	\$138,300,000
10	07/01/28	08/31/28	\$19,200,000	\$157,500,000		\$157,500,000			\$0	\$0	\$157,500,000
			\$160,000,000				\$2,500,000	\$0	\$2,500,000		
							Remaining Amount		\$157,500,000		

* This amount will be adjusted to reflect actual expenditures for SwimLA 2018 and 2019.

** The Actual Costs for SwimLA 2018 and SwimLA 2019 will reduce the Net Available Funding in YSP Year 1.

Net Available Funding amount in YSP Year 10 is the sum of remaining Excess Funds and Identified Unrequested Funds pursuant to YSP Agreement Section 12(f).

Exhibit F

Tracking Participants

[See attached.]

EXHIBIT F - Baseline FY 2018/2019
YOUTH SPORT PARTNERSHIP



RECREATION CENTERS					Summer 2018 Actual Enrollment (Baseline) Totals			Fall 2018 Actual Enrollment (Baseline) Totals			Winter 2019 Actual Enrollment (Baseline) Totals			Spring 2019 Actual Enrollment (Baseline) Totals			FY 2018/2019 Actual Enrollment (Baseline) Totals									
Facility	Address	Region	CD	GPLA	Actual Enrollment (Baseline) - Classes	Actual Enrollment (Baseline) Sports Leagues	Actual (Baseline) Total Enrollment	Actual Enrollment (Baseline) - Classes	Actual Enrollment (Baseline) Sports Leagues	Actual (Baseline) Total Enrollment	Actual Enrollment (Baseline) - Classes	Actual Enrollment (Baseline) Sports Leagues	Actual (Baseline) Total Enrollment	Actual Enrollment (Baseline) - Classes	Actual Enrollment (Baseline) Sports Leagues	Actual (Baseline) Total Enrollment	Actual Enrollment (Baseline) - Classes	Actual Enrollment (Baseline) Sports Leagues	Actual (Baseline) Total Enrollment							
109th Street R.C.	1464 E. 109th St., Los Angeles, CA 90059	Pacific	15	Y	36	41	77	36	37	36	74	48	122	32	114	146	178	203	381							
Algin Sutton R.C.	8800 S. Hoover St., Los Angeles, CA 90044	Pacific	8	Y		4	172			176		36	36		6	110		116	5	149	154	51	431	482		
Alpine R.C.	817 Yale St., Los Angeles, CA 90012	Metro	1	Y		178	184			362		147	184		131	167		298	186	90	276	642	478	1,120		
Andres and Maria Cardenas R.C.	14740 Blythe St., Panorama City, CA 91402	Valley	6	Y						0		47	47		58			58	150		150	255	0	255		
Balboa Sports Complex	17015 Burbank Blvd., Encino, CA 91316	Valley	6		149	630	779	112	322	112	143	411	554	188	282	470	592	1323	1915							
Baldwin Hills R.C.	5401 Highlight Pl., Los Angeles, CA 90016	Pacific	10	Y	7	249	256	101		423	81	498	579	15	373	388	204	1,442	1,646							
Banning R.C.	1331 Eubank Ave, Wilmington, CA 90744	Pacific	15	Y	76	61	137	97		97	61	80	141	112	96	208	346	237	583							
Barrington R.C.	333 S. Barrington Ave., Los Angeles, CA 90049	Valley	11		78	249	327	9		9	42	357	399	25	248	273	154	854	1008							
Bellevue R.C.	826 Lucile Ave., Los Angeles, CA 90026	Metro	13	Y	51	149	200	65	1	66	41	204	245	65	223	288	222	577	799							
Bogdanovich R.C.	1920 Cumbre Drive, San Pedro, CA 90732	Pacific	15				0	229		229	442	442	225	225	0	896	896									
Boyle Heights Sports Center	933 South Mott St., Los Angeles, CA 90023	Metro	14	Y		88	88			0								18	45	63	175	175	18	308	326	
Branford R.C.	13306 Branford St., Arleta, CA 91331	Valley	6			431	431			69								69	8	194	202	2	302	304	79	927
Carlin G. Smith R.C.	511 West Ave 46, Los Angeles, CA 90065	Metro	1		19		19		35	35								42		42	24		24	120	0	120
Central R.C.	1357 East 22nd St., Los Angeles, CA 90011	Pacific	9	Y	10	177	187	55	10	65	18	58	76	32	130	162	115	375	490							
Chatsworth Park South	22360 Devonshire St., Chatsworth, CA 91311	Valley	12		9		9	21		21	24	5	29	32	6	38	86	11	97							
Cheviot Hills R.C.	2551 Motor Ave., Los Angeles, CA 90064	Valley	5			1275	1275	150		150	104	1712	1816	213		213	467	2987	3454							
Chevy Chase R.C.	4165 Chevy Chase Dr., Los Angeles, CA 90039	Metro	13	Y	10	52	62	11		11	21	126	147	31	29	60	73	207	280							
Costello R.C.	3141 E. Olympic Bl., Los Angeles, CA 90023	Metro	14	Y	80	72	152	71		71	75	72	147	97	176	273	323	320	643							
Crestwood Hills R.C.	1000 Hanley Ave., Los Angeles, CA 90049	Valley	11				0			0			0			0	0	0	0							
Culver Slauson R.C.	5072 S. Slauson Ave., Culver City, CA 90230	Pacific	11	Y		20	20	7		7			0			0	7	20	27							
Cypress Park R.C.	2630 Pepper Ave., Los Angeles, CA 90065	Metro	1	Y	1	74	75	39		39	119	170	289	77	158	235	236	402	638							
David M. Gonzales/Pacoima R.C.	10943 Herrick Ave., Pacoima, CA 91331	Valley	7	Y	165	37	202	178	158	336	167	131	298	163	307	470	673	633	1,306							
Delano R.C.	15100 Erwin St., Van Nuys, CA 91411	Valley	6	Y	151		151	149		373	141	245	386	179	106	285	620	575	1,195							
Denker R.C.	1550 West 35th Pl., Los Angeles, CA 90018	Pacific	8	Y	48	87	135			0	41	140	181	43	132	175	132	359	491							
Downey R.C.	1772 North Spring St, Los Angeles, CA 90031	Metro	1	Y	18	68	86	12		12	11	68	79	61	209	270	102	345	447							
E. Wilmington Greenbelt Community Center	918 North Sanford Ave., Wilmington, CA 90744	Pacific	15	Y			0			0	8		8	8		8	16	0	16							
Eagle Rock R.C.	1100 Eagle Vista Dr., Los Angeles, CA 90041	Metro	14		43	341	384	5		5	50	155	205	93	243	336	191	739	930							
Echo Park R.C.	1632 Bellevue Ave, Los Angeles, CA 90026	Metro	13	Y	383	334	717	359		359	329	294	623	414	287	701	1,485	915	2,400							
El Sereno R.C.	4721 Klamath St., Los Angeles, CA 90032	Metro	14	Y	18	151	169	1	233	234	15	246	261	9	478	487	43	1,108	1,151							
Elysian Valley R.C.	1811 Ripple St., Los Angeles, CA 90039	Metro	13	Y	29	7	36			73	73		58	58	59	147	206	88	285	373						
Encino Community Center	4935 Balboa Blvd, Encino, CA 91316	Valley	5		90		90				0	72		72	132		132	294	0	294						
Evergreen R.C.	2844 E. 2nd St, Los Angeles, CA 90033	Metro	14	Y	9	457	466	11			11	62	202	264	38	297	335	120	956	1,076						
Expo Center/Roy Anderson R.C.	3980 South Bill Robertson Lane, Los Angeles, CA 90037	Pacific	9	Y	117	830	947	60	27	87	51	920	971	199	702	901	427	2,479	2,906							
Fernangeles R.C.	8851 Laurel Canyon Blvd, Sun Valley, CA 91352	Valley	6	Y	309	301	610	293	193	486	294	397	691	445	283	728	1,341	1,174	2,515							
Fred Roberts R.C.	4700 S. Honduras St., Los Angeles, CA 90011	Pacific	9	Y	45	37	82	40		40	87	27	114	110	9	119	282	73	355							
Gilbert Lindsay R.C.	429 E. 42nd Pl., Los Angeles, CA 90011	Pacific	9	Y			0			0			0	1		1	1	0	1							
Glassell Park R.C.	3650 Verdugo Rd., Los Angeles, CA 90065	Metro	1	Y	18	118	136	50	8	58	11	123	134	18	125	143	97	374	471							

EXHIBIT F - Baseline FY 2018/2019

YOUTH SPORT PARTNERSHIP



RECREATION CENTERS					Summer 2018 Actual Enrollment (Baseline) Totals			Fall 2018 Actual Enrollment (Baseline) Totals			Winter 2019 Actual Enrollment (Baseline) Totals			Spring 2019 Actual Enrollment (Baseline) Totals			FY 2018/2019 Actual Enrollment (Baseline) Totals		
Facility	Address	Region	CD	GPLA	Actual Enrollment (Baseline) - Classes	Actual Enrollment (Baseline) Sports Leagues	Actual (Baseline) Total Enrollment	Actual Enrollment (Baseline) - Classes	Actual Enrollment (Baseline) Sports Leagues	Actual (Baseline) Total Enrollment	Actual Enrollment (Baseline) - Classes	Actual Enrollment (Baseline) Sports Leagues	Actual (Baseline) Total Enrollment	Actual Enrollment (Baseline) - Classes	Actual Enrollment (Baseline) Sports Leagues	Actual (Baseline) Total Enrollment	Actual Enrollment (Baseline) - Classes	Actual Enrollment (Baseline) Sports Leagues	Actual (Baseline) Total Enrollment
38	Granada Hills R.C.	16730 Chatsworth St., Granada Hills, CA 91344	Valley	12															
39	Green Meadows R.C.	431 E. 89th St., Los Angeles, CA 90003	Pacific	9	y														
40	Harbor City R.C.	24901 Frampton Ave, Harbor City, CA 90710	Pacific	15	y														
41	Hazard Park R.C.	2230 Norfolk St, Los Angeles, CA 90033	Metro	14	y														
42	Highland Park R.C.	6150 N. Piedmont Avenue, Los Angeles, CA 90042	Metro	1	y														
43	Hollenbeck Park R.C.	415 S. St. Louis St, Los Angeles, CA 90033	Metro	14															
44	Hollywood R.C.	1122 Cole Ave., Los Angeles, CA 90038	Metro	13	y														
45	Hoover R.C.	1010 W. 25th St., Los Angeles, CA 90007	Metro	1	y														
46	Hubert Humphrey R.C.	12560 Filmore St., Pacoima, CA 91331	Valley	7	y														
47	Jackie Tatum Harvard R.C.	1535 W. 62nd St., Los Angeles, CA 90047	Pacific	8	y														
48	Jim Gilliam R.C.	4000 S. La Brea Avenue, Los Angeles, CA 90008	Pacific	10	y														
49	Lafayette MultiPurpose Community Center	625 South Lafayette Park Place, Los Angeles, CA 90005	Metro	10															
50	Lake Street Park	227 North Lake St., Los Angeles, CA 90026	Metro	13	y														
51	Lakeview Terrace R.C.	11075 Foothill Blvd, Lakeview Terrace, CA 91342	Valley	7															
52	Lanark R.C.	21816 Lanark St, Canoga Park, CA 91305	Valley	3	y														
53	Leland R.C.	863 S. Herbert Ave, San Pedro, CA 90731	Pacific	15	y														
54	Lemon Grove R.C.	4959 Lemon Grove Ave, Los Angeles, CA 90029	Metro	13	y														
55	Lincoln Heights R.C.	2303 Workman Street, Los Angeles, CA 90033	Metro	1	y														
56	Lincoln Heights Youth Center	2911 Altura Street, Los Angeles, CA 90031	Metro	1	y														
57	Lincoln Park R.C.	3501 Valley Blvd, Los Angeles, CA 90031	Metro	1	y														
58	Loren Miller R.C.	2717 Halldale Ave, Los Angeles, CA 90018	Pacific	8	y														
59	Macarthur Park R.C.	2230 W. 6th St., Los Angeles, CA 90057	Metro	1	y														
60	Mar Vista R.C.	11430 Woodbine Ave., Los Angeles, CA 90066	Valley	11															
61	Martin Luther King, Jr. R.C.	3916 S. Western Avenue, Los Angeles, CA 90062	Pacific	8	y														
62	Mason Park R.C.	10500 Mason Ave, Chatsworth, CA 91311	Valley	12															
63	Montecito Heights R.C.	4545 Homer St., Los Angeles, CA 90031	Metro	1	y														
64	Mount Carmel R.C.	830 West 70th St., Los Angeles, CA 90044	Pacific	8	y														
65	Normandale R.C.	22400 S. Halldale Ave., Los Angeles, CA 90501	Pacific	15	y														
66	Normandie R.C.	1550 S. Normandie Avenue, Los Angeles, CA 90006	Metro	1	y														
67	North Hills Community Park	8756 N. Parthenia Pl, North Hills, CA 91343	Valley	6															
68	North Hollywood R.C.	11430 Chandler Blvd, North Hollywood, CA 91601	Valley	2	y														
69	North Weddington R.C.	10844 Acama St., Studio City, CA 91602	Valley	2															
70	Northridge R.C.	18300 Lemarsh St., Northridge, CA 91324	Valley	12															
71	Oakwood R.C.	767 California Ave, Venice, CA 90291	Valley	11	y														
72	Palisades R.C.	851 Alma Real Dr., Pacific Palisades, CA 90272	Valley	11															
73	Palms R.C.	2950 Overland Ave., Los Angeles, CA 90064	Valley	5															

EXHIBIT F - Baseline FY 2018/2019

YOUTH SPORT PARTNERSHIP



RECREATION CENTERS					Summer 2018 Actual Enrollment (Baseline) Totals			Fall 2018 Actual Enrollment (Baseline) Totals			Winter 2019 Actual Enrollment (Baseline) Totals			Spring 2019 Actual Enrollment (Baseline) Totals			FY 2018/2019 Actual Enrollment (Baseline) Totals		
Facility	Address	Region	CD	GPLA	Actual Enrollment (Baseline) - Classes	Actual Enrollment (Baseline) Sports Leagues	Actual (Baseline) Total Enrollment	Actual Enrollment (Baseline) - Classes	Actual Enrollment (Baseline) Sports Leagues	Actual (Baseline) Total Enrollment	Actual Enrollment (Baseline) - Classes	Actual Enrollment (Baseline) Sports Leagues	Actual (Baseline) Total Enrollment	Actual Enrollment (Baseline) - Classes	Actual Enrollment (Baseline) Sports Leagues	Actual (Baseline) Total Enrollment	Actual Enrollment (Baseline) - Classes	Actual Enrollment (Baseline) Sports Leagues	Actual (Baseline) Total Enrollment
74	Pan Pacific Park R.C.	7600 Beverly Blvd., Los Angeles, CA 90036	Metro	4															
75	Panorama City R.C.	8600 Hazeltine Ave., Panorama City, CA 91402	Valley	6	Y														
76	Pecan R.C.	127 South Pecan St., Los Angeles, CA 90033	Metro	14	Y														
77	Peck Park Community Center	560 North Western Ave., San Pedro, CA 90732	Pacific	15															
78	Penmar R.C.	1341 Lake St, Los Angeles, CA 90291	Valley	11															
79	Poinsettia R.C.	7341 Willoughby Ave, Los Angeles, CA 90046	Metro	5	Y														
80	Queen Anne R.C.	1240 West Blvd, Los Angeles, CA 90019	Metro	10	Y														
81	Ramon Garcia R.C.	1016 S. Fresno Street, Los Angeles, CA 90023	Metro	14	Y														
82	Rancho Cienega Sports Complex	5001 Rodeo Rd, Los Angeles, CA 90016	Pacific	10	Y														
83	Reseda R.C.	18411 Victory Blvd, Reseda, CA 91335	Valley	3	Y														
84	Rio de Los Angeles State Park	1900 N. San Fernando Rd, Los Angeles, CA 90065	Metro	1	Y														
85	Ritchie Valens R.C.	10736 Laurel Canyon Blvd, Pacoima, CA 91331	Valley	7	Y														
86	Robertson R.C.	1641 Preuss Rd., Los Angeles, CA 90035	Pacific	5															
87	Rose Hill R.C.	4530 Mercury Ave., Los Angeles, CA 90032	Metro	14	Y														
88	Rosecrans R.C.	840 W. 149th St., Gardena, CA 90247	Pacific	15	Y														
89	Ross Snyder R.C.	1501 East 41st St., Los Angeles, CA 90011	Pacific	9	Y														
90	Rustic Canyon R.C.	601 Latimer Rd., Santa Monica, CA 90402	Valley	11															
91	Seoul International Park	3250 San Marino St., Los Angeles, CA 90006	Pacific	10	Y														
92	Sepulveda R.C.	8825 Kester Ave., Panorama City 91405	Valley	6	Y														
93	Shadow Ranch R.C.	22633 Vanowen St, West Hills, CA 91307	Valley	12															
94	Shatto R.C.	3191 West 4th St, Los Angeles, CA 90020	Metro	13	Y														
95	Silver Lake R.C.	1850 West Silver Lake Dr., Los Angeles, CA 90026	Metro	13															
96	Slauson R.C.	5306 S. Compton Ave., Los Angeles, CA 90011	Pacific	9	Y														
97	South Park R.C.	345 East 51st St., Los Angeles, CA 90011	Pacific	9	Y														
98	South Seas House	2301 West 24th St., Los Angeles CA 90018	Metro	10															
99	St. Andrews R.C.	8701 Saint Andrews Place, Los Angeles, CA 90047	Pacific	8	Y														
100	State Street R.C.	716 North State St., Los Angeles, CA 90033	Metro	14	Y														
101	Stonehurst R.C.	9901 Dronfield St., Sun Valley, CA 91352	Valley	7															
102	Stoner R.C.	1835 Stoner Ave., Los Angeles, CA 90025	Valley	Detai	Y														
103	Studio City R.C.	12621 Rye St., Studio City, CA 91604	Valley	2															
104	Sun Valley R.C.	8133 Vineland Ave., Sun Valley, CA 91352	Valley	6	Y														
105	Sunland R.C.	8651 Foothill Blvd, Sunland, CA 91040	Valley	7	Y														
106	Sylmar Park R.C.	13109 Borden Ave, Los Angeles, CA 91342	Valley	7	Y														
107	Tarzana R.C.	5655 Vanalden Ave., Tarzana, CA 91356	Valley	3															
108	Toberman R.C.	1725 Toberman St., Los Angeles, CA 90015	Metro	1	Y														
109	Trinity R.C.	2415 Trinity St., Los Angeles, CA 90011	Pacific	9	Y														

EXHIBIT F - Baseline FY 2018/2019
YOUTH SPORT PARTNERSHIP



RECREATION CENTERS					Summer 2018 Actual Enrollment (Baseline) Totals			Fall 2018 Actual Enrollment (Baseline) Totals			Winter 2019 Actual Enrollment (Baseline) Totals			Spring 2019 Actual Enrollment (Baseline) Totals			FY 2018/2019 Actual Enrollment (Baseline) Totals		
Facility	Address	Region	CD	GPLA	Actual Enrollment (Baseline) - Classes	Actual Enrollment (Baseline) Sports Leagues	Actual (Baseline) Total Enrollment	Actual Enrollment (Baseline) - Classes	Actual Enrollment (Baseline) Sports Leagues	Actual (Baseline) Total Enrollment	Actual Enrollment (Baseline) - Classes	Actual Enrollment (Baseline) Sports Leagues	Actual (Baseline) Total Enrollment	Actual Enrollment (Baseline) - Classes	Actual Enrollment (Baseline) Sports Leagues	Actual (Baseline) Total Enrollment	Actual Enrollment (Baseline) - Classes	Actual Enrollment (Baseline) Sports Leagues	Actual (Baseline) Total Enrollment
Valley Plaza	12240 Archwood St., North Hollywood, CA 91606	Valley	2	Y	22	26	48	77	156	233	28	123	151	55	205	260	182	510	692
Van Ness R.C.	5720 2nd Avenue, Los Angeles, CA 90043	Pacific	8	Y	111		111	2	75	77	169	139	308	53	188	241	335	402	737
Van Nuys R.C.	14301 Vanowen St., Van Nuys, CA 91405	Valley	6	Y	183	287	470	40	15	55	359	250	609	658	145	803	1,240	697	1,937
Van Nuys Sherman Oaks R.C.	14201 Huston St., Sherman Oaks, CA 91423	Valley	2		100	331	431	119	372	491	167	360	527	20	420	440	406	1483	1889
Victory-Vineland R.C.	11117 Victory Blvd., North Hollywood, CA 91606	Valley	2	Y	74	211	285	80	290	370	34	225	259	31	318	349	219	1,044	1,263
Vineyard R.C.	2942 Vineyard Ave, Los Angeles, CA 90016	Pacific	10	Y			0			0		30	30	2		2	2	30	32
Wabash R.C.	2765 Wabash Ave, Los Angeles, CA 90033	Metro	14	Y		178	178			0	9	234	243		131	131	9	543	552
Westchester R.C.	7000 W. Manchester Ave., Los Angeles, CA 90045	Pacific	11			279	279		120	120		357	357		86	86	0	842	842
Westwood R.C.	1350 S. Sepulveda Blvd, Los Angeles, CA 90025	Valley	5		289	399	688	16		16	296	260	556	347	274	621	948	933	1,881
Wilmington R.C.	325 N. Neptune Ave., Wilmington, CA 90744	Pacific	15	Y		32	32	18	21	39	16	115	131	5	167	172	39	335	374
Winnetka R.C.	8401 Winnetka Ave., Winnetka, CA 91306	Valley	3		217	371	588	16	35	51	125	250	375	86	241	327	444	897	1341
Woodland Hills R.C.	5858 Shoup Ave., Woodland Hills, CA 91367	Valley	3		374	468	842		7	7	190	1001	1191	202	358	560	766	1834	2600
Yosemite R.C.	1840 Yosemite Dr., Los Angeles, CA 90041	Metro	14	Y	33	333	366	64	232	296	61	350	411	59	324	383	217	1239	1456
Yucca Park Community Center	6671 Yucca St., Los Angeles, CA 90028	Metro	13		155		155	135	27	162	157	11	168	155	24	179	602	62	664
Total Recreation Centers					8,543	20,349	28,892	6,305	4,616	10,921	9,183	23,053	32,236	10,421	21,478	31,899	34,452	69,496	103,948

EXHIBIT F - Baseline FY 2018/2019

YOUTH SPORT PARTNERSHIP



AQUATICS				Summer 2018 (6/1/18 - 8/31/18) Actual Enrollment (Baseline) Totals			Fall 2018 (9/1/18 - 12/31/18) Actual Enrollment (Baseline) Totals			Winter 2019 (1/1/19 - 3/31/19) Actual Enrollment (Baseline) Totals			Spring 2019 (4/1/19 - 5/31/19) Actual Enrollment (Baseline) Totals			FY 2018/2019 (6/1/18 - 5/31/19) Actual Enrollment (Baseline) Totals		
Facility	Address	Region	CD	Actual Enrollment (Baseline) - Classes	Actual Enrollment (Baseline) Sports Teams	Actual (Baseline) Total Enrollment	Actual Enrollment (Baseline) - Classes	Actual Enrollment (Baseline) Sports Teams	Actual (Baseline) Total Enrollment	Actual Enrollment (Baseline) - Classes	Actual Enrollment (Baseline) Sports Teams	Actual (Baseline) Total Enrollment	Actual Enrollment (Baseline) - Classes	Actual Enrollment (Baseline) Sports Teams	Actual (Baseline) Total Enrollment	Actual Enrollment (Baseline) - Classes	Actual Enrollment (Baseline) Sports Teams	Actual (Baseline) Total Enrollment
1109th Pool	1500 E. 109th St., Los Angeles, CA 90059	Pacific	15	377	3	380			0			0			0	377	3	380
2Algin Sutton Pool	8800 S. Hoover St., Los Angeles, CA 90044	Pacific	8	0		0			0			0			0	0	0	0
3Banning Pool	1450 N. Avalon Blvd., Wilmington, CA 90744	Pacific	15	605	103	708	75	51	126	22	37	59	17		17	719	191	910
4Celes King III Pool	5001 Rodeo Rd, Los Angeles, CA 90016	Pacific	10	707		707	29		29	96	43	139	74		74	906	43	949
5Central Pool	1357 East 22nd St., Los Angeles, CA 90011	Pacific	9	724	10	734			0			0			0	724	10	734
6Cheviot Hills Pool	2693 Motor Ave., Los Angeles, CA 90064	Pacific	5	357	2	359			0			0			0	357	2	359
7Cleveland Pool	8120 Vanalden Ave., Reseda, CA 91335	Valley	3	965	256	1221	357	142	499	85	86	171	206		206	1613	484	2097
8Costello Pool	3121 E. Olympic Blvd., Los Angeles, CA 90023	Metro	14	597		597			0			0			0	597	0	597
9Downey Pool	1775 N. Spring St., Los Angeles, CA 90031	Metro	1	723		723			0			0			0	723	0	723
10Echo Deep Pool	1419 Colton St., Los Angeles, CA 90026	Metro	1	1079	128	1207	221	40	261	111	39	150	123		123	1534	207	1741
11EG Roberts Pool	4526 W. Pico Blvd., Los Angeles, CA 90019	Pacific	10	1263	256	1519	182		182	200	39	239	145		145	1790	295	2085
12Fernangeles Pool	8851 Laurel Canyon Blvd, Sun Valley, CA 91352	Valley	6	925		925			0			0			0	925	0	925
13Fremont Pool	7630 Towne Ave., Los Angeles, CA 90003	Pacific	9	640	63	703	205	3	208	65	8	73	85		85	995	74	1069
14Glassell Pool	3704 Verdugo Rd., Los Angeles, CA 90065	Metro	1	563	93	656	62	33	95	13	12	25	39		39	677	138	815
15Granada Hills Pool	16730 Chatsworth St., Granada Hills, CA 91344	Valley	12	733		733			0			0			0	733	0	733
16Green Meadows Pool	431 E. 89th St., Los Angeles, CA 90003	Pacific	9	410		410			0			0			0	410	0	410
17Griffith Park Pool	3401 Riverside Dr., Los Angeles, CA 90027	Metro	4	896		896			0			0			0	896	0	896
18Hansen Dam Aquatic Center	11798 Foothill Blvd., Lake View Terrace, CA 901342	Valley	7			0			0			0			0	0	0	0
19Harbor Pool	1221 N. Figueroa Pl., Wilmington, CA 90744	Pacific	15	822		822			0			0			0	822	0	822
20Hey Rookie Pool	3601 S. Gaffey St., San Pedro, CA 90731	Pacific	15	653	55	708	61	29	90	24	40	64	25		25	763	124	887
21Highland Pool	6150 N. Piedmont Avenue, Los Angeles, CA 90042	Metro	1	687		687			0			0			0	687	0	687
22Hollywood Pool	1122 Cole Ave., Los Angeles, CA 90038	Pacific	13	812		812			0			0			0	812	0	812
23Hubert Humphrey Pool	12560 Filmore St., Pacoima, CA 91331	Valley	7	767	119	886	120	56	176	6	20	26	71		71	964	195	1159
24Jackie Tatum/Harvard Pool	6120 Denker St., Los Angeles, CA 90047	Pacific	8	731		731			0			0			0	731	0	731
25John C. Argue Swim Stadium	3980 Bill Robertson Lane, Los Angeles, CA 90037	Pacific	9	2122	180	2302	311	102	413	167	79	246	144		144	2744	361	3105
26LACES Pool	5931 W. 18th St., Los Angeles, CA 90035	Pacific	10	949	155	1104	151	80	231	83	54	137	116		116	1299	289	1588
27Lanark Pool	21817 Strathern St., Canoga Park, CA 91304	Valley	3	826		826			0			0			0	826	0	826
28Lincoln Pool	3501 Valley Blvd, Los Angeles, CA 90031	Metro	1	0		0			0			0			0	0	0	0
29Mar Vista Pool	11655 Palms Blvd., Los Angeles, CA 90066	Pacific	11	613		613			0			0			0	613	0	613
30North Hollywood Pool	5301 Tujunga Ave., North Hollywood, CA 91601	Valley	2	590		590			0			0			0	590	0	590
31Northridge Pool	10058 Reseda Blvd., Northridge, CA 91324	Valley	12	663		663			0			0			0	663	0	663

EXHIBIT F - Baseline FY 2018/2019

YOUTH SPORT PARTNERSHIP



AQUATICS				Summer 2018 (6/1/18 - 8/31/18) Actual Enrollment (Baseline) Totals			Fall 2018 (9/1/18 - 12/31/18) Actual Enrollment (Baseline) Totals			Winter 2019 (1/1/19 - 3/31/19) Actual Enrollment (Baseline) Totals			Spring 2019 (4/1/19 - 5/31/19) Actual Enrollment (Baseline) Totals			FY 2018/2019 (6/1/18 - 5/31/19) Actual Enrollment (Baseline) Totals		
Facility	Address	Region	CD	Actual Enrollment (Baseline) - Classes	Actual Enrollment (Baseline) Sports Teams	Actual (Baseline) Total Enrollment	Actual Enrollment (Baseline) - Classes	Actual Enrollment (Baseline) Sports Teams	Actual (Baseline) Total Enrollment	Actual Enrollment (Baseline) - Classes	Actual Enrollment (Baseline) Sports Teams	Actual (Baseline) Total Enrollment	Actual Enrollment (Baseline) - Classes	Actual Enrollment (Baseline) Sports Teams	Actual (Baseline) Total Enrollment	Actual Enrollment (Baseline) - Classes	Actual Enrollment (Baseline) Sports Teams	Actual (Baseline) Total Enrollment
32	Pan Pacific Park Pool	141 S. Gardner St., Los Angeles, CA 90036	Pacific	4	416	416			0			0			0	416	0	416
33	Pecan Pool	120 S. Gless St., Los Angeles, CA 90033	Metro	14	331	331			0			0			0	331	0	331
34	Peck Park Pool	560 N. Western Ave., San Pedro, CA 90732	Pacific	15	0	0			0			0			0			0
35	Reseda Pool	18411 Victory Blvd, Reseda, CA 91335	Valley	3	962	962			0			0			0	962	0	962
36	Richard Alatorre Pool	4721 Klamath St., Los Angeles, CA 90032	Metro	14	928	152	82	51	133	55	28	83	102		102	1167	231	1398
37	Ritchie Valens Pool	10731 Laurel Canyon Blvd., Pacoima, CA 91331	Valley	7	838	838			0			0			0	838	0	838
38	Roosevelt Pool	456 S. Mathews St., Los Angeles, CA 90033	Metro	14	602	32	33	11	44	7	6	13	10		10	652	49	701
39	Ross Snyder Pool	1501 East 41st St., Los Angeles, CA 90011	Pacific	9	637	637			0			0			0	637	0	637
40	Rustic Canyon Pool	601 Latimer Rd., Pacific Palisades, CA 90402	Pacific	11	48	48			0			0			0	48	0	48
41	Sepulveda Pool	8737 Kester Ave., Panorama City, CA 91402	Valley	6	1024	1024			0			0			0	1024	0	1024
42	South Park Pool	345 East 51st St., Los Angeles, CA 90011	Pacific	9	414	414			0			0			0	414	0	414
43	Stoner Park Pool	1835 Stoner Ave., Los Angeles, CA 90025	Pacific	11	365	365			0			0			0	365	0	365
44	Sun Valley Pool	8123 Vineland Ave., Sun Valley, CA 91352	Valley	6	813	813			0			0			0	813	0	813
45	Sylmar Pool	13109 Borden Ave, Los Angeles, CA 91342	Valley	7	926	926			0			0			0	926	0	926
46	Valley Plaza Pool	6715 Laurelgrove Ave., North Hollywood, CA 91606	Valley	2	802	802			0			0			0	802	0	802
47	Van Ness Pool	5720 2nd Avenue, Los Angeles, CA 90043	Pacific	2	0	0			0			0			0	0	0	0
48	Van Nuys Sherman Oaks Pool	14021 Huston St., Van Nuys, CA 91423	Valley	4	1136	158	108	147	255	59	91	150	147		147	1450	396	1846
49	Venice High School Indoor Pool	2490 Walgrove Ave., Los Angeles, CA 90066	Pacific	11	921	135	81	90	171	36	59	95	60		60	1098	284	1382
50	Verdugo Hills Pool	10654 Irma Ave., Tujunga, CA 91042	Valley	7	381	381			0			0			0	381	0	381
51	Westchester Pool	9100 Lincoln Blvd., Los Angeles, CA 90045	Pacific	11	775	775			0			0			0	775	0	775
52	Westwood Pool	1350 Sepulveda Blvd., Los Angeles, CA 90025	Pacific	5	391	99	81	54	135	68	25	93	5		5	545	178	723
53	Woodland Hills Pool	5858 Shoup Ave., Woodland Hills, CA 91367	Valley	3	965	31			0			0			0	965	31	996
54	Yosemite Pool	1840 Yosemite Dr., Los Angeles, CA 90041	Metro	14	599	43			0			0			0	599	43	642
Total Aquatics (includes Swim LA)				36,073	2,073	38,146	2,159	889	3,048	1,097	666	1,763	1,369	0	1,369	40,698	3,628	44,326

Exhibit G
Seasonal Sports Schedule
[See attached.]

RECREATION AND PARKS

Season	Sports Leagues	Registration Start Date	League Start Date	League End Date	Classes	Registration Start Date	Class Start Date	Class End Date	Citywide Championships
FALL 2019	Leagues/Classes TBD (Signature Sports Programs, Aquatics, etc.)								
WINTER 2020	Leagues/Classes								
SPRING 2020	Leagues/Classes TBD (Signature Sports Programs, Aquatics, etc.)								
SUMMER 2020	Leagues/Classes TBD (Signature Sports Programs, Aquatics, etc.)								

Exhibit H

Key Performance Indicators (KPIs) Template

1. Organizations

- a. Number of enrolled organizations
- b. Geographical breakdown (participating regions/municipalities)
- c. New programs breakdown (include those that were already supported)
- d. Cancelled programs: reasons and impact (e.g. financial, legal, reputation)

2. Sports promoted

3. Participants (children and youngsters directly benefiting from the YSP)

- a. Number of participants
- b. Number of participants with a disability as determined by Adaptive Sport participation
- c. Gender breakdown
- d. Age groups breakdown
- e. Sport breakdown

4. Coaches/staff

- a. Number of trained coaches/staff
- b. Gender breakdown

5. Funding

- a. Total value
- b. Total monetary

6. Outcomes:

- Overall participation increase over the 2018-2019 baseline
- Percentage of parents that consider their children have a better lifestyle (physical and mental) because of the YSP
- Percentage of children reporting increased interest in new sports

Exhibit I

YSP Quality Assurance

RAP will assign lead points of contacts from its Executive Office, Human Resources Division, and Financial Administrative Services Branch to monitor and ensure all material provisions and responsibilities of the YSP are adhered to and meet compliance with the contract; to track data metrics and to log outcome progress. RAP will propose annual or as needed meetings with LA 2028 to go over any status updates or concerns; will provide an annual reporting or as needed progress updates to the CAO, City Council, and/or RAP Commission.

Exhibit J

Dispute Resolution

The Parties shall seek amicably to resolve by negotiation all disputes arising out of or in connection with this YSP Agreement, any YSP Project Plan entered into pursuant to the terms of this YSP Agreement, or any agreements, schedules or exhibits ancillary hereto or thereto. If, in spite of such negotiations, no mutually agreeable resolution between the Parties is reached, then either Party may provide written notice to the other Party, pursuant to Section 16 of the existence of such dispute (“Dispute Notice”). Any Dispute Notice shall include a detailed description of the disputed matter, any relevant documentation and other materials, and a detailed explanation of the position taken by the Party providing such Dispute Notice.

Within thirty (30) days following the delivery of any Dispute Notice the chairperson or the president or the chief executive officer of LA 2028 (“LA 2028 Executive”) (or the LA 2028 Executive’s designee) on the one hand and the Mayor of the City (or the Mayor’s designee), and the City Council President (or the City Council President’s designee) (collectively, the “City Representatives”) on the other shall meet in person, without others present, to resolve the subject of such Dispute Notice; provided, however, that if the LA 2028 Executive or the City Representatives notifies the other, pursuant to Section 17(a), that satisfactory resolution of the subject matter of the Dispute Notice is not practicable unless the LA 2028 Executive and City Representatives meet sooner than within a thirty (30) day period, then the LA 2028 Executive and City Representatives shall each use reasonable efforts to meet within a shorter period of time.

To the extent that any disputes that are the subject of a Dispute Notice delivered pursuant to Section 5 remain unresolved after a period of ninety (90) days following the meeting of the Executive and City Representatives as prescribed above, then unless the Executive and City Representatives mutually agree to an extension of the period in which to meet to resolve any dispute that is the subject of such Dispute Notice, either Party may make a request for arbitration and, in such event, such disputed matters shall be determined by final binding arbitration administered by the American Arbitration Association in accordance with its Commercial Arbitration Rules. The place of arbitration shall be in Los Angeles, California. There shall be one (1) arbitrator.

If a request for arbitration is not made prior to the tenth (10th) day following the conclusion of the ninety (90) day period described above or within ten (10) days following such longer period as may be mutually agreed upon, all claims of the Party who initiated the dispute resolution procedure shall be deemed waived, notwithstanding any state or federal statute of limitations.

Each Party shall bear its own costs of arbitration, including legal fees, except that the fees for the arbitrator and costs associated with the arbitrator shall be shared equally by the Parties; provided, however, that any costs forming the substance of the dispute shall be borne as determined by the arbitral award.

Exhibit K

Addresses for Notices

THE CITY OF LOS ANGELES

Eric Garcetti
Los Angeles Mayor
200 N. Spring St.
Los Angeles, CA 90012

Michael N. Feuer
Los Angeles City Attorney
200 N. Main St., Suite 800
Los Angeles, CA 90012-4137

Richard H. Llewellyn, Jr.
City Administrative Officer
200 N. Main St., Suite 1500
Los Angeles, CA 90012-4137

Michael A. Shull
Department of Recreation and Parks
221 North Figueroa Street, Suite 350
Los Angeles, CA 90012

Sharon M. Tso
Chief Legislative Analyst
200 N. Spring Street, Room 255
Los Angeles, CA 90012-4137

Holly L. Wolcott
City Clerk
200 N. Spring Street, Room 360
Los Angeles, CA 90012

LOS ANGELES ORGANIZING COMMITTEE FOR THE OLYMPIC AND PARALYMPIC GAMES 2028

Brian E. Nelson
Chief Legal Officer
10900 Wilshire Blvd.
Suite 700
Los Angeles, CA 90024

RECREATION

2022/2023 Sports Leagues, Classes & Clinics Yearly Calendar / Olympic Movement							
<u>Season</u>	<u>Activities</u>	<u>Registration Starts</u>	<u>League or Classes / Clinics Start</u>	<u>Leagues End By</u>	<u>Classes/ Clinics EndBy</u>	<u>Potential Offerings</u>	<u>City Wide Championships</u>
Summer 2022	Sports League	First Saturday in May 5/7/2022	7/5/2022	9/10/2022		Coed Basketball, GPLA Basketball, GPLA Volleyball, Coed Flag Football, Coed Soccer	
Summer 2022	Classes / Clinics	6/4/2022	7/11/2022		9/17/2022	Signature Classes- Judo Tennis, Track & Field, Golf, Tae Kwon Do, Skateboarding, Equestrian, Teqball Classes Badminton, Dance, Fitness Classes, Sports & Games	
Fall 2022	Sports League	First Saturday in August 8/6/2022	10/3/2022	11/26/2022		<i>Flag Football, Soccer, Girls Volleyball</i> Coed Basketball, GPLA Basketball	<u>Volleyball</u> December 10, 2022 <u>Football / Soccer</u> December 12-17, 2022
Fall 2022	Classes / Clinics	8/15/2022	10/3/2022		12/10/2022	Signature Classes- Judo Tennis, Track & Field, Golf, Tae Kwon Do, Skateboarding, Equestrian, Teqball Classes Dance, Sports & Games, FitnessClasses	
Winter 2023	Sports League	First Saturday in Nov. 11/5/2022	1/9/2023	2/25/2023		<i>Basketball, GPLA Basketball</i> GPLA Volleyball, Coed Flag Football, Coed Soccer	<u>Basketball</u> Pool Play April 1,2 Championship April 8,9
Winter 2023	Classes / Clinics	11/28/2022	1/9/2023		3/25/2023	Signature Classes- Judo Tennis, Track & Field, Golf, Tae Kwon Do, Skateboarding, Equestrian, Teqball Classes Dance, Archery, Sports & Games, Fitness Classes	
Spring 2023	Sports League	First Saturday in Feb. 2/4/2023	4/10/2023	6/10/2023		<i>Baseball and Softball</i> Coed Basketball, GPLA Basketball, GPLA Volleyball, Coed Flag Football, GPLA Flag Football, Coed Soccer	<u>Baseball and Softball</u> July 15-22, 2023
Spring 2023	Classes / Clinics	3/6/2023	4/10/2023		6/24/2023	Signature Classes- Judo Tennis, Track & Field, Golf, Tae Kwon Do, Skateboarding, Equestrian, Teqball Classes Skateboarding, Dance, Sports & Games, Fitness Classes, Archery	

AQUATICS

2022/2023 Aquatics Sports/Lessons Calendar

Season	Activities	Registration Starts	League or Classes Start	Leagues End By	Classes End By	Offerings	City Wide Championships
Summer 2022	Sports Leagues	6/11/22	6/20/22	9/5/22		Swim, Artistic Swim, Dive, Water Polo	Swim: 8/30/22, Artistic Swim: 8/6/22, Dive 7/23/22, Water Polo: 8/7/22
Summer 2022	Classes	6/18/22	6/20/22		8/16/22		
Summer 2022	Surfing	5/7/22	7/4/22		8/16/22		
Fall 2022	Sports Leagues	9/18/22	9/20/22	12/16/22		Dive Signature Program: Team SwimLA: USA Swim	TSLA: USAS 12/10/22, Dive: 12/3/22
Fall 2022	Classes	9/17/22	9/20/22		12/18/22		
Fall 2022	Surfing	8/6/22	9/20/22		12/18/22		
Winter 2023	Sports Leagues	1/29/23	1/31/23	4/21/23		Artistic Swim, Water Polo Signature Program: Team SwimLA: USA Swim	TSLA: USAS 5/6/23, Artistic Swim: 4/29/23, Water Polo: 4/30/23
Winter 2023	Classes	12/31/22	1/3/23		3/26/23		
Winter 2023	Surfing	11/5/22	1/3/23		3/26/23		
Spring 2023	Classes	3/25/23	3/28/23		5/21/23		
Spring 2023	Surfing	2/4/23	3/28/23		5/21/23		

ADAPTIVE

2022/2023 Adaptive Sports Clinics, Camps, and Classes

<u>Season</u>	<u>Activities</u>	<u>Registration Starts</u>	<u>Clinics/Camps/Classes Start</u>	<u>Clinics End By</u>	<u>Camps End By</u>	<u>Classes End By</u>	<u>Potential Adaptive Sports Clinics/Camps Offering</u>	<u>City Wide Championships</u>
Summer 2022	Adaptive Sport Clinics	First Saturday in May. 5/7/2022	7/5/2022	9/10/2022			Wheelchair Basketball	
Summer 2022	Adaptive Sport Clinics	First Saturday in May. 5/7/2022	7/5/2022	9/10/2022			Para Equestrian	
Summer 2022	Adaptive Sport Camps	First Saturday in May. 5/7/2022	7/5/2022		9/10/2022		Para Surfing	
Fall 2022	Adaptive Sport Clinics	First Saturday in August. 8/6/2022	10/3/2022	11/26/2022			Adaptive Skateboarding	
Fall 2022	Adaptive Sport Clinics	First Saturday in August. 8/6/2022	10/3/2022	11/26/2022			Goalball	
Fall 2022	Adaptive Sport Clinics	First Saturday in August. 8/6/2022	10/3/2022	11/26/2022			Para Equestrian	
Fall 2022	Adaptive Sport Classes	9/17/2022	9/20/2022			12/18/2022	Adaptive Swimming	
Winter 2023	Adaptive Sport Camps	First Saturday in November. 11/5/2022	1/9/2023		2/25/2023		Adaptive Skateboarding	
Winter 2023	Adaptive Sport Clinics	First Saturday in November. 11/5/2022	1/9/2023	2/25/2023			Para Equestrian	
Winter 2023	Adaptive Sport Clinics	First Saturday in November. 11/5/2022	1/9/2023	2/25/2023			Sitting Volleyball	
Winter 2023	Adaptive Sport Classes	12/31/2022	1/3/2023			3/26/2023	Adaptive Swimming	

ADAPTIVE

2022/2023 Adaptive Sports Clinics, Camps, and Classes

<u>Season</u>	<u>Activities</u>	<u>Registration Starts</u>	<u>Clinics/Camps/ Classes Start</u>	<u>Clinics End By</u>	<u>Camps End By</u>	<u>Classes End By</u>	<u>Potential Adaptive Sports Clinics/ Camps Offering</u>	<u>City Wide Championships</u>
Spring 2023	Adaptive Sport Clinics	First Saturday in February. 2/4/2023	4/10/2023	6/10/2023			Adaptive Athletics	
Spring 2023	Adaptive Sport Clinics	First Saturday in February. 2/4/2023	4/10/2023	6/10/2023			Para Equestrian	
Spring 2023	Adaptive Sport Clinics	First Saturday in February. 2/4/2023	4/10/2023	6/10/2023			Para Surfing	
Spring 2023	Adaptive Sport Clinics	First Saturday in February. 2/4/2023	4/10/2023	6/10/2023			Wheelchair Tennis	
Spring 2023	Adaptive Sport Classes	3/25/2023	3/28/2023			5/21/2023	Adaptive Swimming	

Attachment 2b

COACHING TRAINING

SUMMER 2022

Training objectives include: (1) communicating with athletes; (2) motivating young athletes; (3) coaching challenging athletes; (4) importance of well-planned practice; (5) developing a coaching philosophy; (6) why kids play sports and why many drop-out; (7) coaches code of conduct; (8) skills clinics; and (9) gender equity guidelines.

							SPORT					
TRAINING	TYPE OF TRAINING (Online, In Person, Print Materials, etc.)	TRAINING DURATION	HOW IS TRAINING BEING CERTIFIED AND/OR REPORTED?	PARTICIPANTS	LOCATION	TRAINING PROVIDER	BASKETBALL	SOCCER	VOLLEYBALL	SOFTBALL	FLAG FOOTBALL	BASEBALL
Youth Development Training	In Person with Print Materials	180 Minutes	In Person Sign-in Sheets	Staff and coaches	Regional	Coaching Corps.					X	

COACHING TRAINING

FALL 2022

Training objectives include: (1) communicating with athletes; (2) motivating young athletes; (3) coaching challenging athletes; (4) importance of well-planned practice; (5) developing a coaching philosophy; (6) why kids play sports and why many drop-out; (7) coaches code of conduct; (8) skills clinics; and (9) gender equity guidelines.

							SPORT					
TRAINING	TYPE OF TRAINING (Online, In Person, Print Materials, etc.)	TRAINING DURATION	HOW IS TRAINING BEING CERTIFIED AND/OR REPORTED?	PARTICIPANTS	LOCATION	TRAINING PROVIDER	BASKETBALL	SOCCER	VOLLEYBALL	SOFTBALL	FLAG FOOTBALL	BASEBALL
Double-Goal Coach / Culture, Practices and Games	In Person with Print Materials (book)	120 Minutes	In Person Sign-in Sheets	Staff and coaches	Regional	Positive Coaching Alliance	X		X			
Volleyball Fundamentals	In Person	180 Minutes	In Person Sign-in Sheets	Staff	Regional	Collegiate Trainers			X			

Attachment 2b

COACHING TRAINING

WINTER 2023

Training objectives include: (1) communicating with athletes; (2) motivating young athletes; (3) coaching challenging athletes; (4) importance of well-planned practice; (5) developing a coaching philosophy; (6) why kids play sports and why many drop-out; (7) coaches code of conduct; (8) skills clinics; and (9) gender equity guidelines.

							SPORT					
TRAINING	TYPE OF TRAINING (Online, In Person, Print Materials, etc.)	TRAINING DURATION	HOW IS TRAINING BEING CERTIFIED AND/OR REPORTED?	PARTICIPANTS	LOCATION	TRAINING PROVIDER	BASKETBALL	SOCCER	VOLLEYBALL	SOFTBALL	FLAG FOOTBALL	BASEBALL
Positive Motivation, Getting the Best from Athlete	In Person with Online Resources	120 minutes	In-person sign in sheets	Staff	Regional	Positive Coaching Alliance				X		X
P.O.S.E. (Persistence, Optimism, Self Regulation and Empathy)	In Person with Print Materials	120 Minutes	In Person Sign-in Sheets	Staff and coaches	Regional	Coaching Corps.				X		
Double-Goal Coach / Culture, Practices and Games	In Person with Printed Materials (book)	120 Minutes	In Person Sign-in Sheets	Staff and coaches	Regional	Positive Coaching Alliance	X					

COACHING TRAINING

SPRING 2023

Training objectives include: (1) communicating with athletes; (2) motivating young athletes; (3) coaching challenging athletes; (4) importance of well-planned practice; (5) developing a coaching philosophy; (6) why kids play sports and why many drop-out; (7) coaches code of conduct; (8) skills clinics; and (9) gender equity guidelines.

							SPORT					
TRAINING	TYPE OF TRAINING (Online, In Person, Print Materials, etc.)	TRAINING DURATION	HOW IS TRAINING BEING CERTIFIED AND/OR REPORTED?	PARTICIPANTS	LOCATION	TRAINING PROVIDER	BASKETBALL	SOCCER	VOLLEYBALL	SOFTBALL	FLAG FOOTBALL	BASEBALL
RBI Training	In Person	180 minutes	In-person sign in sheets	Staff and coaches	Location varies - City, County and private facilities	LA Dodger Foundation				X		X
Double-Goal Coach / Culture, Practices and Games	In Person with Print Materials (book)	120 Minutes	In Person Sign-in Sheets	Staff and coaches	Regional	Positive Coaching Alliance	X	X				
Gender Equity Division: Sports 101	In Person with Print Materials	120 Minutes	In Person Sign-in Sheets	Staff	Regional	Recreation and Parks Staff implementing training provided by Positive Coaching Alliance and We Coach	X	X	X	X		

Attachment 2c

COACHES TRAINING										
2022										
Training objectives include : (1) communicating with athletes; (2) motivating young athletes; (3) coaching challenging athletes; (4) importance of a well-planned practice; (5) developing a coaching philosophy; (6) why kids play sports and why many drop-out; (7) coaches code of conduct; (8) skills clinics; (9) gender equity guidelines; (10) Social media training; (11) Bullying policy; (12) CDC concussion protocol training; and (13) safety/CPR training.										
							SPORTS			
TRAINING	TYPE OF TRAINING (Online, In Person, Print Materials, etc.)	TRAINING DURATION	HOW IS TRAINING BEING CERTIFIED AND/OR REPORTED	PARTICIPANTS	LOCATION	TRAINING PROVIDER	Swimming	Water Polo	Synchro	Diving
USA Swimming Foundations of Coaching 101	On-line	3 hrs	Via Online Data Base/Certificate Issued	Coaches	On-line	USA Swimming	X			
USA Swimming Foundations of Coaching 201	On-line	3 hrs	Via Online Data Base/Certificate Issued	Coaches	On-line	USA Swimming	X			
AHA CPR/AED	In Person	8 hrs	In-person sign in sheets/Certificate Issued	Coaches	Designated City facility	American Heart Association	X	X	X	X
American Red Cross Emergency Medical Response	In Person	56 hrs	In-person sign in sheets/Certificate Issued	Coaches	Designated City facility	American Red Cross	X	X	X	X
American Red Cross Safety Training for Swim Coaches	Blended Learning- Online / In person water skills	4 hrs	Via Online Data Base/Certificate Issued	Coaches	Blended Learning- Online	American Red Cross	X			
CDC Concussion Protocol	On-line	2 hrs	Via Online Data Base/Certificate Issued	Coaches	On-line	CDC	X	X	X	X
Criminal Background Check	On-line	1 hr	Via Online Data Base/Certificate Issued	Coaches	On-line	USA Swimming	X			
Athlete Protection Training (APT) Course	On-line	2 hrs	Via Online Data Base/Certificate Issued	Coaches	On-line	USA Swimming	X			
USADA Coach's Advantage Tutorial	On-line	3 hrs	Via Online Data Base/Certificate Issued	Coaches	On-line	USADA	X			
L.A City Swimming Coaches Training	In-person, Powerpoint Presentation, Safe training practices, PPT Handouts, Coaches manual, In water training	4 hrs	In-person sign in sheets	Coaches	Designated City facility	RAP Staff	X			
L.A City Water Polo Coaches Training	In-person, Powerpoint Presentation, Safe training practices, PPT Handouts, Coaches manual, In water training	4 hrs	In-person sign in sheets	Coaches	Designated City facility	RAP Staff		X		
L.A City Synchro Coaches Training	In-person, Powerpoint Presentation, Safe training practices, PPT Handouts, Coaches manual, In water training	4 hrs	In-person sign in sheets	Coaches	Designated City facility	RAP Staff			X	
L.A City Diving Coaches Training	In-person, Powerpoint Presentation, Safe training practices, PPT Handouts, Coaches manual, In water training	4 hrs	In-person sign in sheets	Coaches	Designated City facility	RAP Staff				X
Citywide Aquatics Summer Part Time Orientation	In-person, Powerpoint Presentation, Safe Work Practices, PPT Handouts, Child Abuse Reporting, In water training	4 hrs	In-person sign in sheets	Coaches	Designated City facility	RAP Staff	X	X	X	X

Attachment 3

RECREATION CENTERS - Pre-qualified				
	Facility	Address	Region	CD
1	Hoover R.C.	1010 W. 25th St., Los Angeles, CA 90007	Metro	1
2	Expo Center/Roy Anderson R.C.	3980 South Bill Robertson Lane, Los Angeles, CA 90037	Expo	9
3	Macarthur Park R.C.	2230 W. 6th St., Los Angeles, CA 90057	Metro	1
4	Toberman R.C.	1725 Toberman St., Los Angeles, CA 90015	Metro	1
5	Algin Sutton R.C.	8800 S. Hoover St., Los Angeles, CA 90044	Pacific	8
6	109th Street R.C.	1464 E. 109th St., Los Angeles, CA 90059	Pacific	15
7	South Park R.C.	345 East 51st St., Los Angeles, CA 90011	Pacific	9
8	Alpine R.C.	817 Yale St., Los Angeles, CA 90012	Metro	1
9	Hollenbeck Park R.C.	415 S. St. Louis St, Los Angeles, CA 90033	Metro	14
10	Slauson R.C.	5306 S. Compton Ave., Los Angeles, CA 90011	Pacific	9
11	Gilbert Lindsay R.C.	429 E. 42nd Pl., Los Angeles, CA 90011	Pacific	9
12	Lafayette MultiPurpose Community Center	625 South Lafayette Park Place, Los Angeles, CA 90007	Metro	10
13	Hazard Park R.C.	2230 Norfolk St, Los Angeles, CA 90033	Metro	14
14	Trinity R.C.	2415 Trinity St., Los Angeles, CA 90011	Pacific	9
15	Mount Carmel R.C.	830 West 70th St., Los Angeles, CA 90044	Pacific	8
16	Lincoln Heights R.C.	2303 Workman Street, Los Angeles, CA 90033	Metro	1
17	Central R.C.	1357 East 22nd St., Los Angeles, CA 90011	Pacific	9
18	Downey R.C.	1772 North Spring St, Los Angeles, CA 90031	Metro	1
19	Van Ness R.C.	5720 2nd Avenue, Los Angeles, CA 90043	Pacific	8
20	State Street R.C.	716 North State St., Los Angeles, CA 90033	Metro	14
21	Evergreen R.C.	2844 E. 2nd St, Los Angeles, CA 90033	Metro	14
22	Wilmington R.C.	325 N. Neptune Ave., Wilmington, CA 90744	Pacific	15
23	Lincoln Park R.C.	3501 Valley Blvd, Los Angeles, CA 90031	Metro	1
24	Green Meadows R.C.	431 E. 89th St., Los Angeles, CA 90003	Pacific	9

RECREATION CENTERS - Pre-qualified

	Facility	Address	Region	CD
25	Seoul International Park	3250 San Marino St., Los Angeles, CA 90006	Pacific	10
26	Wabash R.C.	2765 Wabash Ave, Los Angeles, CA 90033	Metro	14
27	Normandie R.C.	1550 S. Normandie Avenue, Los Angeles, CA 90006	Metro	1
28	Lemon Grove R.C.	4959 Lemon Grove Ave, Los Angeles, CA 90029	Metro	13
29	Loren Miller R.C.	2717 Halldale Ave, Los Angeles, CA 90018	Pacific	8
30	Sepulveda R.C.	8825 Kester Ave., Panorama City 91405	Valley	6
31	Costello R.C.	3141 E. Olympic Bl., Los Angeles, CA 90023	Metro	14
32	Jackie Tatum Harvard R.C.	1535 W. 62nd St., Los Angeles, CA 90047	Pacific	8
33	Van Nuys R.C.	14301 Vanowen St., Van Nuys, CA 91405	Valley	6
34	Denker R.C.	1550 West 35th Pl., Los Angeles, CA 90018	Pacific	8
35	South Seas House	2301 West 24th St., Los Angeles CA 90018	Metro	10
36	Pecan R.C.	127 South Pecan St., Los Angeles, CA 90033	Metro	14
37	North Hills Community Park	8756 N. Parthenia Pl, North Hills, CA 91343	Valley	6
38	Ross Snyder R.C.	1501 East 41st St., Los Angeles, CA 90011	Pacific	9
39	Lincoln Heights Youth Center	2911 Altura Street, Los Angeles, CA 90031	Metro	1
40	Fred Roberts R.C.	4700 S. Honduras St., Los Angeles, CA 90011	Pacific	9
41	E. Wilmington Greenbelt Community Ce	918 North Sanford Ave., Wilmington, CA 90744	Pacific	15
42	Martin Luther King, Jr. R.C.	3916 S. Western Avenue, Los Angeles, CA 90062	Pacific	8
43	Lake Street Park	227 North Lake St., Los Angeles, CA 90026	Metro	13
44	Shatto R.C.	3191 West 4th St, Los Angeles, CA 90020	Metro	13
45	Boyle Heights Sports Center	933 South Mott St., Los Angeles, CA 90023	Metro	14
46	Andres and Maria Cardenas R.C.	14740 Blythe St., Panorama City, CA 91402	Valley	6
47	David M. Gonzales/Pacoima R.C.	10943 Herrick Ave., Pacoima, CA 91331	Valley	7
48	Ramon Garcia R.C.	1016 S. Fresno Street, Los Angeles, CA 90023	Metro	14

RECREATION CENTERS - Pre-qualified

	Facility	Address	Region	CD
49	Yucca Park Community Center	6671 Yucca St., Los Angeles, CA 90028	Metro	13
50	Sun Valley R.C.	8133 Vineland Ave., Sun Valley, CA 91352	Valley	6
51	Hollywood R.C.	1122 Cole Ave., Los Angeles, CA 90038	Metro	13
52	Vineyard R.C.	2942 Vineyard Ave, Los Angeles, CA 90016	Pacific	10
53	Rancho Cienega Sports Complex	5001 Rodeo Rd, Los Angeles, CA 90016	Pacific	10
54	Highland Park R.C.	6150 N. Piedmont Avenue, Los Angeles, CA 90042	Metro	1
55	Victory-Vineland R.C.	11117 Victory Blvd., North Hollywood, CA 91606	Valley	2
56	Cypress Park R.C.	2630 Pepper Ave., Los Angeles, CA 90065	Metro	1
57	Hubert Humphrey R.C.	12560 Filmore St., Pacoima, CA 91331	Valley	7
58	Bellevue R.C.	826 Lucile Ave., Los Angeles, CA 90026	Metro	13
59	Rose Hill R.C.	4530 Mercury Ave., Los Angeles, CA 90032	Metro	14
60	Rio de Los Angeles State Park	1900 N. San Fernando Rd, Los Angeles, CA 90065	Metro	1
61	Queen Anne R.C.	1240 West Blvd, Los Angeles, CA 90019	Metro	10
62	Banning R.C.	1331 Eubank Ave, Wilmington, CA 90744	Pacific	15
63	Echo Park R.C.	1632 Bellevue Ave, Los Angeles, CA 90026	Metro	13
64	Glassell Park R.C.	3650 Verdugo Rd., Los Angeles, CA 90065	Metro	1
65	Stonehurst R.C.	9901 Dronfield St., Sun Valley, CA 91352	Valley	7
66	Sylmar Park R.C.	13109 Borden Ave, Los Angeles, CA 91342	Valley	7
67	El Sereno R.C.	4721 Klamath St., Los Angeles, CA 90032	Metro	14
68	Rosecrans R.C.	840 W. 149th St., Gardena, CA 90247	Pacific	15
69	Chevy Chase R.C.	4165 Chevy Chase Dr., Los Angeles, CA 90039	Metro	13
70	Normandale R.C.	22400 S. Halldale Ave., Los Angeles, CA 90501	Pacific	15
71	Valley Plaza	12240 Archwood St., North Hollywood, CA 91606	Valley	2
72	Reseda R.C.	18411 Victory Blvd, Reseda, CA 91335	Valley	3

RECREATION CENTERS - Pre-qualified

	Facility	Address	Region	CD
73	Baldwin Hills R.C.	5401 Highlight Pl., Los Angeles, CA 90016	Pacific	10
74	Fernangeles R.C.	8851 Laurel Canyon Blvd, Sun Valley, CA 91352	Valley	6
75	Harbor City R.C.	24901 Frampton Ave, Harbor City, CA 90710	Pacific	15
76	St. Andrews R.C.	8701 Saint Andrews Place, Los Angeles, CA 90047	Pacific	8
77	Delano R.C.	15100 Erwin St., Van Nuys, CA 91411	Valley	6
78	North Hollywood R.C.	11430 Chandler Blvd, North Hollywood, CA 91601	Valley	2
79	Lanark R.C.	21816 Lanark St, Canoga Park, CA 91305	Valley	3
80	Ritchie Valens R.C.	10736 Laurel Canyon Blvd, Pacoima, CA 91331	Valley	7
81	Jim Gilliam R.C.	4000 S. La Brea Avenue, Los Angeles, CA 90008	Pacific	10

RECREATION CENTERS - Non pre-qualified (with self certification)

	Facility	Address	Region	CD
1	Leland R.C.	863 S. Herbert Ave, San Pedro, CA 90731	Pacific	15
2	Montecito Heights R.C.	4545 Homer St., Los Angeles, CA 90031	Metro	1
3	Lakeview Terrace R.C.	11075 Foothill Blvd, Lakeview Terrace, CA 91342	Valley	7
4	Panorama City R.C.	8600 Hazeltine Ave., Panorama City, CA 91402	Valley	6
5	Sunland R.C.	8651 Foothill Blvd, Sunland, CA 91040	Valley	7
6	Elysian Valley R.C.	1811 Ripple St., Los Angeles, CA 90039	Metro	13
7	Culver Slauson R.C.	5072 S. Slauson Ave., Culver City, CA 90230	Pacific	11
8	Westwood R.C.	1350 S. Sepulveda Blvd, Los Angeles, CA 90025	Valley	5
9	Poinsettia R.C.	7341 Willoughby Ave, Los Angeles, CA 90046	Metro	5
10	Yosemite R.C.	1840 Yosemite Dr., Los Angeles, CA 90041	Metro	14
11	Stoner R.C.	1835 Stoner Ave., Los Angeles, CA 90025	Valley	11
12	Granada Hills R.C.	16730 Chatsworth St., Granada Hills, CA 91344	Valley	12
13	Van Nuys Sherman Oaks R.C.	14201 Huston St., Sherman Oaks, CA 91423	Valley	2
14	Branford R.C.	13306 Branford St., Arleta, CA 91331	Valley	6
15	Woodland Hills R.C.	5858 Shoup Ave., Woodland Hills, CA 91367	Valley	3
16	Winnetka R.C.	8401 Winnetka Ave., Winnetka, CA 91306	Valley	3
17	Peck Park Community Center	560 North Western Ave., San Pedro, CA 90732	Pacific	15
18	North Weddington R.C.	10844 Acama St., Studio City, CA 91602	Valley	2
19	Studio City R.C.	12621 Rye St., Studio City, CA 91604	Valley	2
20	Westchester R.C.	7000 W. Manchester Ave., Los Angeles, CA 90045	Pacific	11
21	Tarzana R.C.	5655 Vanalden Ave., Tarzana, CA 91356	Valley	3
22	Northridge R.C.	18300 Lemarsh St., Northridge, CA 91324	Valley	12
23	Robertson R.C.	1641 Preuss Rd., Los Angeles, CA 90035	Pacific	5
24	Chatsworth Park South	22360 Devonshire St., Chatsworth, CA 91311	Valley	12
25	Carlin G. Smith R.C.	511 West Ave 46, Los Angeles, CA 90065	Metro	1
26	Mar Vista R.C.	11430 Woodbine Ave., Los Angeles, CA 90066	Valley	11
27	Eagle Rock R.C.	1100 Eagle Vista Dr., Los Angeles, CA 90041	Metro	14
28	Shadow Ranch R.C.	22633 Vanowen St, West Hills, CA 91307	Valley	12
29	Pan Pacific Park R.C.	7600 Beverly Blvd., Los Angeles, CA	Metro	4
30	Mason Park R.C.	10500 Mason Ave, Chatsworth, CA 91311	Valley	12

RECREATION CENTERS - Non pre-qualified (with self certification)

	Facility	Address	Region	CD
31	Balboa Sports Complex	17015 Burbank Blvd., Encino, CA 91316	Valley	6
32	Silver Lake R.C.	1850 West Silver Lake Dr., Los Angeles, CA 90026	Metro	13
33	Barrington R.C.	333 S. Barrington Ave., Los Angeles, CA 90049	Valley	11
34	Oakwood R.C.	767 California Ave, Venice, CA 90291	Valley	11
35	Encino Community Center	4935 Balboa Blvd, Encino, CA 91316	Valley	5
36	Palms R.C.	2950 Overland Ave., Los Angeles, CA 90064	Valley	5
37	Bogdanovich R.C.	1920 Cumbre Drive, San Pedro, CA 90732	Pacific	15
38	Penmar R.C.	1341 Lake St, Los Angeles, CA 90291	Valley	11
39	Rustic Canyon R.C.	601 Latimer Rd., Santa Monica, CA 90402	Valley	11
40	Palisades R.C.	851 Alma Real Dr., Pacific Palisades, CA 90272	Valley	11
41	Cheviot Hills R.C.	2551 Motor Ave., Los Angeles, CA 90064	Valley	5
42	Crestwood Hills R.C.	1000 Hanley Ave., Los Angeles, CA 90049	Valley	11

AQUATICS - Pre-qualified

	Facility	Address	Region	CD
1	John C. Argue Swim Stadium	3980 Bill Robertson Lane, Los Angeles, CA 90037	Expo	9
2	Algin Sutton Pool	8800 S. Hoover St., Los Angeles, CA 90044	Pacific	8
3	109th Pool	1500 E. 109th St., Los Angeles, CA 90059	Pacific	15
4	South Park Pool	345 East 51st St., Los Angeles, CA 90011	Pacific	9
5	Fremont Pool	7630 Towne Ave., Los Angeles, CA 90003	Pacific	9
6	Roosevelt Pool	456 S. Mathews St., Los Angeles, CA 90033	Metro	14
7	Central Pool	1357 East 22nd St., Los Angeles, CA 90011	Pacific	9
8	Van Ness Pool	5720 2nd Avenue, Los Angeles, CA 90043	Pacific	2
9	Downey Pool	1775 N. Spring St., Los Angeles, CA 90031	Metro	1
10	Lincoln Pool	3501 Valley Blvd, Los Angeles, CA 90031	Metro	1
11	Green Meadows Pool	431 E. 89th St., Los Angeles, CA 90003	Pacific	9
12	Sepulveda Pool	8737 Kester Ave., Panorama City, CA 91402	Valley	6
13	Costello Pool	3121 E. Olympic Blvd., Los Angeles, CA 90023	Metro	14
14	Jackie Tatum/Harvard Pool	6120 Denker St., Los Angeles, CA 90047	Pacific	8
15	Ross Snyder Pool	1501 East 41st St., Los Angeles, CA 90011	Pacific	9
16	Pecan Pool	120 S. Gless St., Los Angeles, CA 90033	Metro	14
17	Sun Valley Pool	8123 Vineland Ave., Sun Valley, CA 91352	Valley	6
18	Echo Deep Pool	1419 Colton St., Los Angeles, CA 90026	Metro	1
19	Hollywood Pool	1122 Cole Ave., Los Angeles, CA 90038	Pacific	13
20	Celes King III Pool	5001 Rodeo Rd, Los Angeles, CA 90016	Pacific	10
21	Highland Pool	6150 N. Piedmont Avenue, Los Angeles, CA 90042	Metro	1
22	EG Roberts Pool	4526 W. Pico Blvd., Los Angeles, CA 90019	Pacific	10
23	Hubert Humphrey Pool	12560 Filmore St., Pacoima, CA 91331	Valley	7

AQUATICS - Pre-qualified

	Facility	Address	Region	CD
24	Harbor Pool	1221 N. Figueroa Pl., Wilmington, CA 90744	Pacific	15
25	Sylmar Pool	13109 Borden Ave, Los Angeles, CA 91342	Valley	7
26	Richard Alatorre Pool	4721 Klamath St., Los Angeles, CA 90032	Metro	14
27	Valley Plaza Pool	6715 Laurelgrove Ave., North Hollywood, CA 91606	Valley	2
28	Glassell Pool	3704 Verdugo Rd., Los Angeles, CA 90065	Metro	1
29	Reseda Pool	18411 Victory Blvd, Reseda, CA 91335	Valley	3
30	Banning Pool	1450 N. Avalon Blvd., Wilmington, CA 90744	Pacific	15
31	Fernangeles Pool	8851 Laurel Canyon Blvd, Sun Valley, CA 91352	Valley	6
32	North Hollywood Pool	5301 Tujunga Ave., North Hollywood, CA 91601	Valley	2
33	Cleveland Pool	8120 Vanalden Ave., Reseda, CA 91335	Valley	3
34	Lanark Pool	21817 Strathern St., Canoga Park, CA 91304	Valley	3
35	Ritchie Valens Pool	10731 Laurel Canyon Blvd., Pacoima, CA 91331	Valley	7

AQUATICS Non pre-qualified (with self certification)

	Facility	Address	Region	CD
1	Hey Rookie Pool	3601 S. Gaffey St., San Pedro, CA 90731	Pacific	15
2	Verdugo Hills Pool	10654 Irma Ave., Tujunga, CA 91042	Valley	7
3	LACES Pool	5931 W. 18th St., Los Angeles, CA 90035	Pacific	10
4	Yosemite Pool	1840 Yosemite Dr., Los Angeles, CA 90041	Metro	14
5	Stoner Park Pool	1835 Stoner Ave., Los Angeles, CA 90025	Pacific	11
6	Granada Hills Pool	16730 Chatsworth St., Granada Hills, CA 91344	Valley	12
7	Westwood Pool	1350 Sepulveda Blvd., Los Angeles, CA 90025	Pacific	5
8	Woodland Hills Pool	5858 Shoup Ave., Woodland Hills, CA 91367	Valley	3
9	Westchester Pool	9100 Lincoln Blvd., Los Angeles, CA 90045	Pacific	11
10	Van Nuys Sherman Oaks Pool	14021 Huston St., Van Nuys, CA 91423	Valley	4
11	Peck Park Pool	560 N. Western Ave., San Pedro, CA 90732	Pacific	15
12	Northridge Pool	10058 Reseda Blvd., Northridge, CA 91324	Valley	12
13	Griffith Park Pool	3401 Riverside Dr., Los Angeles, CA 90027	Metro	4
14	Venice High School Indoor Pool	2490 Walgrove Ave., Los Angeles, CA 90066	Pacific	11
15	Pan Pacific Park Pool	141 S. Gardner St., Los Angeles, CA 90036	Pacific	4
16	Mar Vista Pool	11655 Palms Blvd., Los Angeles, CA 90066	Pacific	11
17	Cheviot Hills Pool	2693 Motor Ave., Los Angeles, CA 90064	Pacific	5
18	Rustic Canyon Pool	601 Latimer Rd., Pacific Palisades, CA 90402	Pacific	11

**DEPARTMENT OF RECREATION
AND PARKS**

BOARD OF COMMISSIONERS

SYLVIA PATSAOURAS
PRESIDENT

LYNN ALVAREZ
VICE PRESIDENT

TAFARAI BAYNE
NICOLE CHASE
JOSEPH HALPER

HAROLD ARRIVILLAGA
BOARD SECRETARY
(213) 202-2640

City of Los Angeles
California



ERIC GARCETTI
MAYOR

MICHAEL A. SHULL
GENERAL MANAGER

ANTHONY-PAUL (AP) DIAZ, ESQ.
EXECUTIVE OFFICER &
CHIEF OF STAFF

CATHIE SANTO DOMINGO
ASSISTANT GENERAL MANAGER

JIMMY KIM
ACTING ASSISTANT GENERAL MANAGER

MATTHEW RUDNICK
ACTING ASSISTANT GENERAL MANAGER

(213) 202-2633 FAX (213) 202-2614

March 8, 2022

Kathy Carter, Chief Executive Officer
LA 2028
10900 Wilshire Blvd., Suite 700
Los Angeles, CA 90024

Dear Ms. Carter:

This compliance certificate certifies the following matters have been met through reasonable efforts and substantially demonstrate compliance, including:

1. This YSP Project Plan for 2022/2023 constitutes a legal, valid and binding obligation of RAP;
2. The representations and warranties set forth in this compliance certificate are true and correct as of the date of certification and will be true and correct for the duration of the Program Year.
3. RAP has not, and shall not, collect more than \$10 from each Eligible Participant directly for participating in any of the Activities described in the Project Plan. By mutual approval of the parties, this fee may be adjusted over time based on actual costs to RAP or RAP Partner Providers, allowing for increased costs for activities to meet RAP Standards, consistent with meeting Quality Youth Sports Criteria;
4. The YSP Project Plan complies with all requirements of the YSA Agreement;
5. RAP has not entered into, and shall not enter into, any agreement, understanding or arrangement which would grant commercial sponsorship, affiliation or other identification rights of any kind or description with respect to the 2028 Games, LA 2028, the USOPC, the IOC, to any supplier of goods or services or to any other person or entity.
6. RAP does not and shall not discriminate on the basis of race, color, national origin, age, sex, sexual orientation, marital status, creed, religion, citizenship, ancestry or political affiliation; and




Kathy Carter, Chief Executive Officer

March 8, 2022

Page 2 of 2

7. No audit, investigation, proceeding or other inquiry known to RAP as of the event date herewith is pending by the Internal Revenue Service, the Franchise Tax Board or the Attorney General of any state with respect to RAP.

Sincerely,

A handwritten signature in blue ink, appearing to read "AP Diaz", is positioned above the printed name.

Anthony-Paul Diaz, Esq.
Executive Officer & Chief of Staff